



TEXAS DEPARTMENT OF WATER RESOURCES

REPORT 263

INVENTORIES OF IRRIGATION IN TEXAS  
1958, 1964, 1969, 1974, AND 1979

Based on inventories made cooperatively  
by the Soil Conservation Service, U.S.  
Department of Agriculture; the Texas  
State Soil and Water Conservation Board;  
and the Texas Department of Water Resources

October 1981

# TEXAS DEPARTMENT OF WATER RESOURCES

Harvey Davis, Executive Director

## TEXAS WATER DEVELOPMENT BOARD

Louis A. Beecherl Jr., Chairman  
George W. McCleskey  
Glen E. Roney

John H. Garrett, Vice Chairman  
W. O. Bankston  
Lonnie A. "Bo" Pilgrim

## TEXAS WATER COMMISSION

Felix McDonald, Chairman

Dorsey B. Hardeman, Commissioner

Joe R. Carroll, Commissioner

*Authorization for use or reproduction of any original material contained in this publication, i.e., not obtained from other sources, is freely granted. The Department would appreciate acknowledgement.*

Published and distributed  
by the  
Texas Department of Water Resources  
Post Office Box 13087  
Austin, Texas 78711

## TABLE OF CONTENTS

|  | Page |
|--|------|
| ABSTRACT . . . . .                       | 1    |
| ACKNOWLEDGEMENTS . . . . .               | 3    |
| METRIC CONVERSIONS . . . . .             | 3    |
| HISTORY OF IRRIGATION . . . . .          | 4    |
| DEVELOPMENT OF INVENTORIES . . . . .     | 6    |
| 1979 INVENTORY PROCEDURES . . . . .      | 6    |
| PRESENTATION OF DATA . . . . .           | 7    |
| RESULTS AND SUMMARY . . . . .            | 9    |
| General . . . . .                        | 9    |
| Irrigation Water Use . . . . .           | 9    |
| Irrigated Crops . . . . .                | 15   |
| Major Irrigation Areas . . . . .         | 21   |
| The High Plains . . . . .                | 21   |
| El Paso Valley . . . . .                 | 22   |
| Lower Rio Grande Valley . . . . .        | 22   |
| North-Central Texas . . . . .            | 23   |
| Trans-Pecos . . . . .                    | 23   |
| Winter Garden-San Antonio Area . . . . . | 23   |
| Middle Rio Grande Valley . . . . .       | 24   |
| Gulf Coast Prairie . . . . .             | 24   |
| Coastal Bend . . . . .                   | 24   |
| West Cross Timbers . . . . .             | 24   |
| Brazos River Valley . . . . .            | 24   |

## TABLE OF CONTENTS (Cont'd.)

|  | Page      |
|--|-----------|
| Land Resources for Irrigation . . . . .    | 25        |
| Sprinkler Systems . . . . .                | 25        |
| Trickle Irrigation . . . . .               | 25        |
| Conservation Irrigation Measures . . . . . | 28        |
| <b>SELECTED REFERENCES . . . . .</b>       | <b>32</b> |

### TABLES

|  |     |
|--|-----|
| 1. Irrigation Summary for Counties, 1958, 1964, 1969, 1974, and 1979 . . . . .                         | 35  |
| 2. Irrigation Summary for River and Coastal Basins, 1958, 1964, 1969, 1974, and 1979 . . . . .         | 77  |
| 3. Irrigation Summary for Soil and Water Conservation Districts, 1979 . . . . .                        | 93  |
| 4. County Acreages of Irrigated Crops, 1958, 1964, 1969, 1974, and 1979 . . . . .                      | 107 |
| 5. Miscellaneous Countywide Data from 1979 Inventory . . . . .   | 237 |
| 6. Irrigated Acres and Water Use by Major Irrigation Areas, 1958, 1964, 1969, 1974, and 1979 . . . . . | 251 |

### FIGURES

|  |     |
|--|-----|
| 1. Chart of Texas Irrigation Development, 1889-1979 . . . . .  | 5   |
| 2. Map Showing Total Precipitation in 1979, and Monthly Distribution at Representative Points . . . . .                        | 11  |
| 3. Map Showing Normal Annual Precipitation, and Annual Precipitation for Inventory Years<br>at Representative Points . . . . . | 13  |
| 4. Map Showing Distribution of Irrigated Acreage by Counties, 1979 . . . . .   | 73  |
| 5. Map Showing River and Coastal Basins and Zone Divisions . . . . .   | 89  |
| 6. Map Showing Zones and Districts of the Texas State Soil and Water Conservation Board . . . . .                              | 103 |
| 7. Map Showing Counties Comprising Major Irrigation Areas . . . . .  | 263 |
| 8. Map Showing Location of Irrigated Land in Texas, 1979 . . . . .   | 265 |

### APPENDICES

|  |     |
|--|-----|
| A. Supplementary Information on Procedures of the 1979 Inventory . . . . . | 267 |
| U.S. Soil Conservation Service Instructions to Field Staff . . . . .       | 269 |



## TABLE OF CONTENTS (Cont'd)

|   | Page |
|---|------|
| Example of Data Sheets 1 and 2—Hidalgo County . . . . .   | 277  |
| Example Map—Hidalgo County, Showing Delineation of Irrigated Areas, River Basin and Zone,<br>and Soil and Water Conservation District on County General Soil Map Base . . . . . | 281  |
| B. 1980 Irrigation Survey of Selected Areas . . . . .   | 283  |
| Introduction . . . . .  | 285  |
| Procedures . . . . .  | 285  |
| Results of 1980 Survey . . . . .  | 285  |
| Summary . . . . .   | 287  |
| Figure B1.—Map Showing Areas Selected for the 1980 Survey, and Rainfall for 1979 and<br>1980 at Representative Points . . . . .   | 289  |
| Table B1.—Irrigated Acreage and Water Use, by Areas, for the 1979 Inventory and<br>1980 Survey . . . . .  | 291  |



# INVENTORIES OF IRRIGATION IN TEXAS

1958, 1964, 1969, 1974, AND 1979

## ABSTRACT

Due to relatively high rainfall during the growing season in many parts of Texas, less acreage was irrigated and less water was applied in 1979 than in the prior inventory in 1974. Irrigation in Texas in 1979 was estimated at 7.8 million acres (3.2 million ha) with a total estimated on-farm use of 9.7 million acre-feet (12.0 km<sup>3</sup>) of water. This is a decrease of 800,000 acres (324,000 ha) and 3.4 million acre-feet (4.2 km<sup>3</sup>) from the 1974 inventory. In this report, information provided includes irrigated acreages and crops, on-farm water use, sprinkler irrigation acreage, and data about irrigation operations and irrigation conservation practices. Irrigation acreage and water use are summarized by counties, river and coastal basins, soil and water conservation districts, and 11 principal irrigation regions of the State.

Irrigation acreage and the quantities of water applied to crops fluctuate from year to year with changes in climatic conditions and development of available water supplies. During the inventory period, the estimated on-farm water use for irrigation increased from 9.6 million acre-feet (11.8 km<sup>3</sup>) on 6.7 million acres (2.7 million ha) in 1958 to 12.5 million acre-feet (15.4 km<sup>3</sup>) on 7.7 million acres (3.1 million ha) in 1964. Irrigation water use then declined to 11.6 million acre-feet (14.3 km<sup>3</sup>) on 8.2 million acres (3.3 million ha) in 1969, a relatively wet year, then increased to 13.1 million acre-feet (16.2 km<sup>3</sup>) on 8.6 million acres (3.5 million ha) in 1974, and declined again to 9.7 million acre-feet (12.0 km<sup>3</sup>) on 7.8 million acres (3.2 million ha) in 1979, a wet year.

More than 50 percent of the total dollar value of harvested crops in Texas is from irrigated cropland, which makes up about one-third of the cropland in Texas. Leading irrigated crops in 1979 were cotton with 2,260,000 acres (914,600 ha), grain sorghum with 1,263,000 acres (511,100 ha), wheat with 1,230,000 acres (497,800 ha), and corn with 984,000 acres (398,200 ha).

Irrigation wells continue to increase in number, even though some of the older wells have been abandoned. There were 55,000 irrigation wells in Texas in 1958, 70,000 in 1964, 83,000 in 1969, 90,000 in 1974, and 95,000 in 1979. In 1979, ground water from these wells supplied 75 percent of the total water used for irrigation in the State, while 25 percent was supplied from surface water.

Water conservation measures are being practiced by Texas irrigators to "stretch" and conserve their water supply. In many areas, water losses due to seepage and evaporation are being reduced by adding concrete linings to the delivery ditches and by replacing some ditches with underground pipelines. Inventories of water transmission facilities in 1979 showed there was 1,335 miles (2,148 km) of concrete-lined ditches serving 167,600 acres (67,800 ha) and 22,303 miles (35,885 km) of underground pipelines serving 4.9 million acres (2.0 million ha). In 1979, 65 percent of Texas irrigated land was served by lined ditches and underground pipe. New methods of applying water to crops also hold promise for water savings. Foremost among the newer methods being used in Texas is trickle irrigation, by which a slow, continuous or nearly continuous flow of water is delivered through plastic tubing to the root zone of each plant. Trickle irrigation was used on 19,800 acres (8,000 ha) in 1979 compared to only 4,800 acres (1,900 ha) in 1974. Leading crops were pecans, 12,200 acres (4,940 ha); citrus, 6,000 acres (2,400 ha); and peaches, 1,200 acres (486 ha).

Due to the above normal rainfall in 1979 and below normal rainfall in 1980, a 1980 irrigation survey was conducted for selected regions (Texas High Plains, Pecos and Reeves Counties, and the Winter Garden). Results of this survey are presented in Appendix B. Using data from the 1979 and 1980 surveys, it is estimated that 1980 irrigated acreage was only slightly larger than 1979; however, irrigation water use in the Texas High Plains was about 24 percent greater in 1980 than in 1979.



# INVENTORIES OF IRRIGATION IN TEXAS

## 1958, 1964, 1969, 1974, AND 1979

### ACKNOWLEDGEMENTS

Each of the five irrigation inventories was made cooperatively by the Soil Conservation Service of the U.S. Department of Agriculture, the Texas State Soil and Water Conservation Board, and the Texas Department of Water Resources and its predecessor agencies. Results of 1958, 1964, 1969, and 1974 inventories have been published previously. To facilitate comparisons, this report includes most of the basic data from the previous reports as well as data from the 1979 irrigation inventory.

The preparation of maps showing location of irrigated land, and the compilation of acreages of crops, quantities of water used, and other data were accomplished by the Soil Conservation Service in its field offices, by district conservationists under general direction of the area conservationists and area engineers. The work of the 1979 irrigation inventory was directed by Allyn C. Bennett, Martin Vavra, and Tom Gray, Civil Engineers, Technical Support Staff, under the general guidance of State Conservation Engineer Gene C. Vittetoe and State Conservationist George Marks. Messrs. Vavra, Bennett, and Gray conducted the training meetings of Soil Conservation Service area engineers who gave leadership to the work done by area and field office personnel.

The Texas State Soil and Water Conservation Board, under the supervision of Carl Spencer, Executive Director, assisted in developing procedures for making the 1979 irrigation inventory, and provided soil and water conservation district boundary delineations on the county maps used in making the inventory. These delineations made possible the tabulation of inventory data for each soil and water conservation district.

The Department of Agricultural Communications at Texas A&M University provided general soil maps for each county. These maps were used as base maps for irrigation inventory data. The soil maps provided a means for identifying the kinds of soils that were irrigated in 1979.

The Texas Department of Water Resources, Economics, Water Requirements and Uses Section, Agriculture Use Unit, guided the planning, development of procedures, and scheduling of the 1979 irrigation inventory; assisted the Soil Conservation Service Technical Support Staff in giving training to the area engineers; and prepared the data for computer processing. Atlan Pfluger, Terrell Robinson, and Comer Tuck of the Agriculture Use Unit worked on these activities and prepared the final report with other staff assistance. Drs. Gerald Higgins, Economics, Water Requirements and Uses Section Chief, and Herbert W. Grubb, Director, Planning and Development Division, provided general guidance and report review for the 1979 irrigation inventory.

### METRIC CONVERSIONS

For readers interested in using the metric system, the metric equivalents of English customary units of measurement are given in parentheses. The English units used in this report may be converted to metric units by the following factors:

| <u>From</u><br>English units | <u>Multiply</u><br><u>by</u> | <u>To obtain</u><br>metric units         |
|------------------------------|------------------------------|--|
| acres                        | 0.4047                       | hectares (ha)                            |
| acre-feet                    | 1,233                        | cubic meters<br>(m <sup>3</sup> )        |
| acre-feet                    | 1.233 X 10 <sup>-6</sup>     | cubic kilo-<br>meters (km <sup>3</sup> ) |
| miles                        | 1.609                        | kilometers<br>(km)                       |
| feet                         | 0.3048                       | meters (m)                               |
| inches                       | 2.54                         | centimeters<br>(cm)                      |
| pounds                       | 0.4536                       | kilograms (kg)                           |

| <u>From<br/>English units</u> | <u>Multiply<br/>by</u> | <u>To obtain<br/>metric units</u>                    |
|-------------------------------|------------------------|--|
| tons per<br>acre-foot         | 0.7358                 | kilograms per<br>cubic meter<br>(kg/m <sup>3</sup> ) |
| pounds per<br>acre            | 1.121                  | kilograms per<br>hectare<br>(kg/ha)                  |

## HISTORY OF IRRIGATION<sup>1</sup>

Irrigation farming in Texas antedates any historical records available. Some believe that irrigation has been practiced for a longer period in Texas than in other parts of the United States (Nagle and Fortier, 1910). The earliest record of irrigation in Texas is that reported by Coronado, an early Spanish explorer, who found Indians irrigating crops in the vicinity of the present city of El Paso when his expedition reached there in 1541 (Hutson, 1898). However, this was not the first irrigation practiced in the State. Evidence of ancient irrigation systems in some of the valleys of the Trans-Pecos area indicate that irrigation had helped support a prehistoric population (Hutson, 1898).

A revolt by the Pueblo Indians in 1680 drove the Spaniards and many Christian Indians out of New Mexico. They fled down the Rio Grande to the Mission of Guadalupe, where the City of Juarez, Mexico, now stands. The towns of Ysleta and Socorro were founded by these Christian Pueblo Indians (Harrington, 1952), who used irrigation as a means of producing their crops in that area of scanty rainfall.

The Spanish Mission of San Antonio de Valero, the Alamo, was established on the San Antonio River in 1718. The San Jose, Concepcion, San Juan de Capistrano, and La Espada Missions were established later. San Antonio, the center of Spanish power in the territory, had the largest area of early irrigation in Texas (Harrington, 1952).

The United States Senate passed a resolution on August 4, 1886 inquiring into the status of irrigation in that portion of the United States largely west of the one-hundredth meridian and from the Rio Grande to the border of the British Territory on the north. Responding to this resolution, a report of the U.S. Department of Agriculture (Hinton, 1886, p. 118) includes a quotation

<sup>1</sup> This section is extracted largely from a Texas A&M University publication, *Agricultural Resources Related to Water Development in Texas*, March 1968.

from James B. Newcomb of San Antonio that stated there was 50,000 acres (20,233 ha) of irrigated land in Bexar County valued at \$50.00 to \$300.00 per acre (\$123.50 to \$741.50 per ha). Irrigation water, sold by hours of use and at nominal price, was used only on gardens as the rainfall was considered adequate for small grains and fruits.

Other early references to the use of irrigation in Texas include its application by Indians in the vicinity of the present city of Wichita Falls and by the Spanish who founded the city of Laredo (Harrington, 1952). Irrigation was also used by the Franciscan fathers who established the San Saba Mission and built canals at the presidio on the San Saba River in 1756 (Hughes and Motheral, 1950).

One of the first irrigation developments by Anglo-Americans occurred in 1853 near the present town of Balmorhea in the Trans-Pecos area of the State (Hughes and Motheral, 1950). Other developments in the Trans-Pecos utilized water of the Rio Grande and the perennial springs of the area. Large-scale development of water supplies in the Rio Grande and the Pecos River came after 1880 when railroads were extended into the area. Development along the Pecos River soon exceeded the dependable supply of water, and some of the irrigation projects were actually abandoned before completion (Hughes and Motheral, 1950). Irrigation along the Rio Grande developed rather slowly until completion of the Elephant Butte project in 1916. Development in the Upper Rio Grande Valley has remained nearly constant since 1925. More recent developments in the Trans-Pecos have utilized ground water available in some of the valleys and basins of the area.

Irrigation was being practiced to some extent in most parts of the Rio Grande Plain by 1897 (Hutson, 1898). Irrigation farming had begun in the Lower Rio Grande Valley in 1876. However, little progress was made in this area until a railroad for the area was built in 1904. Water from artesian wells was used for irrigation in Zavala County and Bexar County in the late 1890's. The first flowing well was completed in Atascosa County in 1904 (Lonsdale, 1935). Completion of a similar well in Frio County in 1905 marked the beginning of irrigation in that area. Irrigation development in the Rio Grande Plain, centered primarily in the Lower Rio Grande Valley and the Winter Garden area, has expanded. Some irrigation has developed in the Coastal Bend, using the limited quantities of surface water and relatively poor quality ground water that are available.

Irrigated rice production began in the Coast Prairie before 1900. However, production of this crop was not

significant until about 1910. Rice has continued to be the principal irrigated crop in the area.

Irrigation began on the High Plains with the completion of the first successful irrigation well on the J. H. Slaton farm, four miles west of Plainview, in 1911 (White, Broadhurst, and Lang, 1946). Development of the vast ground-water resource of the High Plains progressed very slowly until 1935. Drought and improved efficiency of pumps and power units stimulated increased interest in irrigation by 1936 (Jones and Gaines, 1941). Irrigation farming soon expanded from the early centers around Plainview, Hereford, and Muleshoe into every county of the High Plains. After World War II, irrigated acreage increased at a phenomenal rate. In some areas of the North High Plains it is still growing at the present time, but at a somewhat reduced rate.

Irrigation in other parts of the State has been developed primarily on isolated tracts by individuals who desired to eliminate the crop production hazards of droughts. The extent of development has depended primarily upon the ease with which ground-water supplies can be developed. Although many of the individual developments have utilized surface waters, most of the irrigated acreage in these isolated areas is supported with ground water. Significant acreages have been developed in the alluvial valleys of some of the major streams, particularly the Brazos River.

Until 1979, the statewide trend in irrigated acreage had been upward since the first historical developments, but the increase has not occurred at a constant rate. Some periods have shown rapid increases in irrigation development, while others have shown only slight increases (Figure 1). General economic conditions, technological improvements in irrigation equipment, climatic conditions, and other factors have influenced interest in irrigation and the development of irrigated agriculture in the State.

The agricultural census for the crop year of 1889 reported over 18,000 acres (about 7,300 ha) irrigated on 623 farms. By 1899, the area irrigated approached 50,000 acres (20,000 ha) on 1,325 farms. Comparatively rapid development occurred during the period 1900-09. The area irrigated in 1909 was about 451,000 acres (183,000 ha).

Development was much slower from 1910 to 1929 when about 594,000 acres (240,000 ha) was irrigated. Irrigated acreage increased by about 301,000 acres (122,000 ha) during the next 10 years. The census for 1939 reported nearly 895,000 acres (362,000 ha) irrigated. Particularly rapid irrigation development followed the end of World War II. The 1949 census of

agriculture reported 3.1 million acres (1.3 million ha) irrigated, and the 1958 irrigation inventory showed 6.7 million acres (2.7 million ha) irrigated. Subsequent inventories reported 7.7 million acres (3.1 million ha) in 1964, 8.2 million acres (3.3 million ha) in 1969, and 8.6 million acres (3.5 million ha) in 1974. By 1979, the area irrigated in the State was 7.8 million acres (3.2 million ha) as was found in the 1979 irrigation inventory (Figure 1).

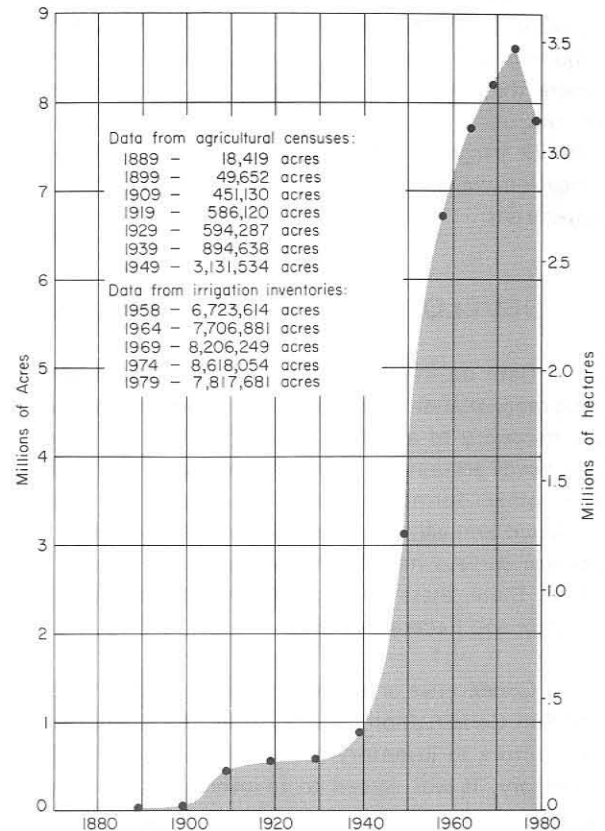


Figure 1.—Texas Irrigation Development, 1889-1979

The history of irrigation in Texas has recorded some failures because of inadequate water supply, poor water quality, poor soil conditions, inadequate irrigation systems, or inefficient water management. On the other hand, successful irrigation enterprises have been developed in every area of the State including the eastern humid areas.

Irrigated agriculture was vital to the existence of the early historical settlements, especially those in the arid sections of the State. Today, irrigation plays a significant role in the agricultural economy of the State. The irrigated cropland harvested in 1948 amounted to about 10 percent of the State's total harvested cropland and accounted for about 30 percent of the value of crops produced (Hughes and Motheral, 1950).

In 1957, a year of above average rainfall, approximately 42 percent of the total value of all the



principal crops grown in Texas was produced on the 18 percent of the harvested cropland which was irrigated.<sup>2</sup> Data for 1979 indicate that cash receipts from crop production statewide was approximately \$3.9 billion. Of this amount, receipts from irrigated crops was estimated at over 50 percent of total crop production from an estimated one-third of the total cropland in the State.

Maintaining water conditions in the soil favorable to plant growth continues to be an especially important requirement in the arid and semiarid parts of the State where the rainfall is variable as to amounts and seasons of occurrences, and where most crops cannot be grown without irrigation water. In other cases, the risk without irrigation water is too great for viable, long-term farm enterprises.

## DEVELOPMENT OF INVENTORIES

Data on irrigated lands have been inadequate for long-range planning, and irrigation water-use data, which are necessary to assess and project agricultural water use and needs accurately, have not been generally available. For other forms of water use, data are generally collected annually and are more readily available. While acreage surveys have been made annually in some areas of the State, these do not fully meet the planning needs of State and Federal agencies.

Cooperative arrangements were made in 1958 with the Soil Conservation Service of the U.S. Department of Agriculture to inventory Texas irrigation. After this first inventory, it was agreed to re-inventory at intervals of approximately five years. As a result, irrigation inventories have been made for 1958, 1964, 1969, 1974, and 1979. The data from each of these inventories are included in this report. Texas Board of Water Engineers Bulletin 6018, "Irrigation in Texas in 1958," contained the data from the first inventory. The other reports were: Texas Water Commission Bulletin 6515, "Inventory of Texas Irrigation, 1958 and 1964"; Texas Water Development Board Report 127, "Inventories of Irrigation in Texas 1958, 1964, and 1969"; and Texas Water Development Board Report 196, "Inventories of Irrigation in Texas 1958, 1964, 1969, and 1974."

Reliable water-use data are difficult to obtain. Most of the water that is applied to irrigation is unmetered, and the amount of water applied is affected by many variables. The rainfall during the inventory year influences the amount of water used and the number of acres irrigated. A wet spell or a dry spell during the

growing season, particularly during the period of peak crop demand for water, will affect to a degree how much water is applied by irrigation to a particular crop. The cropping pattern of an area affects the water demand as the consumptive use of water by crops is dependent upon the characteristics of the crop as related to rooting depth and rates of transpiration.

While annually collected irrigation data are desirable and needed, to date no low-cost means have been identified to obtain such on a statewide basis. Periodic inventories as presented in this report provide some urgently needed basic data and must suffice until other methods are available.

## 1979 INVENTORY PROCEDURES

Inventory forms and the field data gathering, recording, and computational procedures were jointly developed by the cooperating agencies. The Texas State Soil and Water Conservation Board assisted in development of the inventory and delineated district boundaries. The Soil Conservation Service collected the basic data, using technical support staff to provide statewide leadership and area engineers to provide local leadership. Area conservationists and district conservationists and their staffs at the field office level, thoroughly familiar with irrigation and the land and water resources of their respective areas, did much of the detailed work. The Texas Department of Water Resources processed the maps and data sheets and compiled and published the report.

Soil Conservation Service field office staff used the county general soil maps to record much of the inventory information, including delineation of irrigation acreage, sprinkler acreage, and potential irrigation acreage. Soil delineations provided guidance in outlining the areas of actual and potential irrigation. Acreage data recorded on the maps were used in the summary tabulations of acreage and water use by river and coastal basins and zones, soil and water conservation districts, and counties based on irrigated acreage in these segments.

Other data, including acreage of and estimated on-farm water use by source of supply for each irrigated crop, were recorded on standardized forms on a countywide basis. The total amount of water used countywide was summarized from these data and was then prorated among soil and water conservation districts, and among river and coastal basins and zones, according to the proportionate acreage irrigated from a given source of water supply that was located in each area.

<sup>2</sup>Burleigh, H. P., Paper presented at the Irrigation Short Course, Texas A&M University, College Station, Texas, January 1958.



Appendix A includes a copy of the detailed inventory procedures with the specific Soil Conservation Service instructions for making the 1979 inventory as they were used in the training of personnel, a sample of the inventory data sheets, and a sample county inventory map.

Accuracy of inventory data differs from county-to-county, according to the quantity and accuracy of records available, the degree of familiarity with the area of the assigned personnel, and the amount of field observation that could be made in making the inventory in each county. In general, Soil Conservation Service field personnel making the inventory considered that their inventory estimates were within a 5 to 10 percent range of accuracy.

## PRESENTATION OF DATA

### Acreage and Water-Use Summary Data (Tables 1, 2, and 3)

Summary inventory data are contained in Table 1 for counties, in Table 2 for river and coastal basins and zones (shown on Figure 5), and in Table 3 for soil and water conservation districts (shown on Figure 6). These tables each list the total irrigated acreage, the acreage irrigated by each source from which water was obtained, the estimated amount of water from each source that was used, and the percentage of the combined supplies of water used that was surface water. Shown also is the acreage irrigated by sprinkler systems. Table 1 additionally shows the estimated number of irrigation wells in each county considered to be operable, but not necessarily used, during the given inventory year. Tables 1 and 2 provide data from all five inventories; Table 3 provides data for 1979 only.

A brief discussion of individual columns of Tables 1, 2, and 3 is warranted to prevent misapplication of the data: *All Irrigation* includes the total acreage irrigated and the total acre-feet of water applied on that acreage, regardless of the source of water used. Amounts of water applied *do not include all transmission losses* but only the amounts of ground water pumped and transmitted to irrigated fields and the amounts of surface water transmitted to fields from farm headgates (on-farm use).

Instructions for making the 1979 irrigation inventory (Appendix A) stressed that the estimated amount of irrigation water were to reflect the amounts of ground water pumped that were actually transmitted to irrigated fields, and the amounts of surface water that were transmitted to fields from farm headgates (on-farm

use). Thus, these amounts (Tables 1, 2, and 3) include all water losses (inefficiencies) of the field irrigation systems, but do not include any losses sustained by the conveyance system before it reached farm headgates. Therefore, estimates of surface-water diversions at the river or storage reservoir will, in most cases, be larger than the inventory estimates of on-farm use of surface water. Schematically this can be shown in the illustration on the following page.

*Surface-Water Irrigation Only* includes that portion of the acreage and acre-feet of water applied for *All Irrigation* that was supplied from *only* surface-water sources, measured from the farm headgate (on-farm use), not the point of diversion.

*Ground-Water Irrigation Only* includes that portion of the acreage and acre-feet of water applied for *All Irrigation* that was supplied from *only* ground-water sources.

*Irrigation Using Combined Supplies* includes that portion of the acreage of *All Irrigation* where both surface and ground water were used on the same acreage or where surface and ground water irrigation acreage was so intermingled that it was impractical to identify the areas where each was used. The part of the combined supply used that was surface water is shown as a percentage.

*Irrigation Wells* is the estimated total number of operable wells at the time of the inventory.

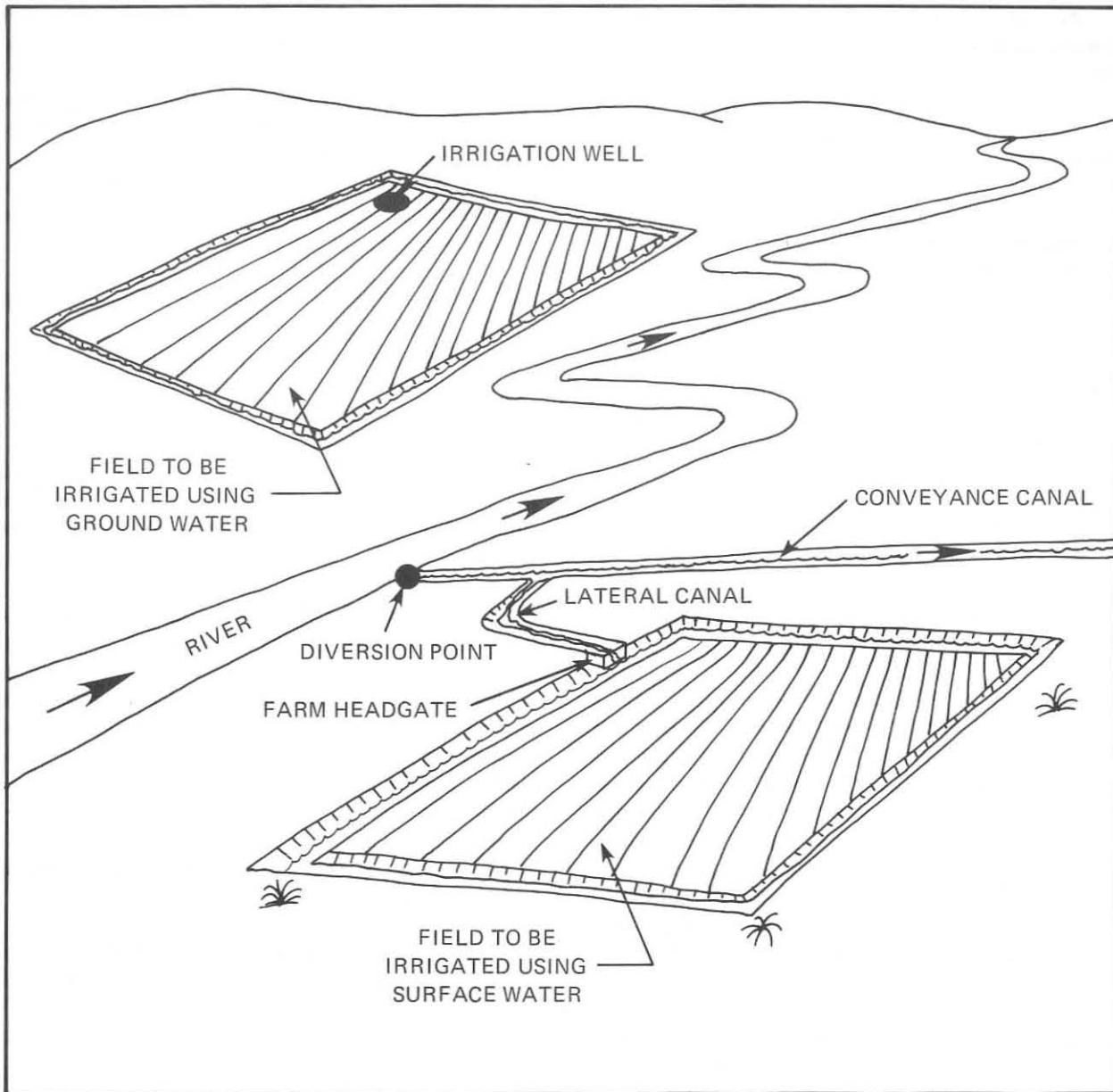
*Sprinkler Systems* gives the estimated number of acres irrigated with sprinkler irrigation systems during the inventory years.

### Crop Data (Table 4)

Table 4 provides estimated irrigated crop acreages for each county and for the State, for each of the inventory years. Irrigated crop acreages sometimes exceed irrigated acreages shown in Table 1 because two or more irrigated crops were grown during the same year on the irrigated land (double cropping). Skip-row planted crop acreages have been converted to equivalent solid-planted acreages. Explanations of the crop designations in Table 4 are given below:

*Cotton* includes all types and varieties, including Egyptian.

*Grain Sorghum, Corn, Rice, Wheat, and Other Grain* include all types and varieties of each when planted "to be harvested for grain." Acreage is included



Irrigation Systems Using Ground Water and Surface Water

if it was intended for the crop to mature as grain for harvest, even though it may have been grazed during early growth.

*Forage Crops* includes all crops planted for forage, silage, and greenchop.

*Peanuts, Soybeans, or Other Oil Crops* include acreages of each harvested for nuts, beans, or seed for vegetable oil extraction.

Both bearing and non-bearing acreages of *Citrus, Other Orchard and Vineyard, and Pecans* are included in these separate items.

*Vegetables—Shallow Root* includes brussel sprouts, cabbage, cauliflower, celery, lettuce, onions, radishes, spinach, strawberries, sweet corn, and other shallow-rooted truck crops.

*Vegetables—Deep Root* includes beans, beets (except sugar beets), cantaloupes, carrots, chard, cucumbers, eggplant, okra, peas, peppers, pumpkin, squash, sweet potatoes, tomatoes, turnips, watermelons, and other deeper-rooted crops.

*Alfalfa, Other Permanent Hay and Pasture, Sugar Beets, Sugar Cane, and Irish Potatoes* are the remaining specific crop categories. An *All Other Crops* category is

included for recording acreage of any irrigated crop not otherwise classified.

### Miscellaneous Countywide Data (Table 5)

Table 5 provides countywide data from the 1979 inventory only. Inventory items having significance to the current status of Texas irrigation have been tabulated.

The number of miles of lined ditches and underground pipelines and acreages served, and the number of on-farm impoundments used for irrigation and acreages served, are shown as improved conservation measures being used by Texas irrigators.

An irrigated operating unit reflects the acreage under the control of an individual operator as being an operating unit regardless of the number or location of the parcels of land that the producer operated.

The number of acres served by sprinkler systems is shown for mobile systems and stationary systems for each county. Mobile sprinkler systems include center pivot, side roll, mobile dragline, and traveling systems. The stationary systems include solid set, dragline, and hand moved. This table also shows the number of acres served by trickle irrigation in each county.

Table 5 includes the estimated acreage that is equipped for irrigation and that was irrigated previously, but not in 1979. An adequately producing well for ground-water irrigation use, or turnouts and other required facilities for surface-water use, were considered minimal facilities to qualify acreage for this item.

### Major Irrigation Areas (Table 6)

In Table 6, the county data in Table 1 are selectively regrouped to show the acreage irrigated and the water used in those counties comprising major irrigation areas of the State. The data are presented for the five inventory years—1958, 1964, 1969, 1974, and 1979. Figure 7 serves as an index to the county grouping, and Figure 8 shows in some detail the location of irrigated lands in the State. Discussion of the major irrigation areas is given in subsequent portions of the text.

## RESULTS AND SUMMARY

### General

Irrigation is practiced in many parts of Texas under various climatic conditions. In the arid far western part of

the State, irrigation supplies almost all of the water used by crops. In the subhumid parts of the State a significant part of the crop water requirement is derived from rainfall; therefore in most years irrigation is used during infrequent critical dry periods.

Texas irrigation has increased from 6.7 million acres (2.7 million ha) in 1958, to 7.7 million acres (3.1 million ha) in 1964, to 8.2 million acres (3.3 million ha) in 1969, to 8.6 million acres (3.5 million ha) in 1974, and decreased to 7.8 million acres (3.2 million ha) in 1979 (Figure 1 and Tables 1, 2, and 6). The decrease in acres irrigated in 1979 was, at least in part, due to a wetter than normal growing season. Thus, some acres were not irrigated in 1979 because adequate moisture was obtained from rain. Ground water (only) was used for irrigating about 71 percent of the acreage irrigated in 1979, surface water (only) was used to irrigate 19 percent of the acreage, and 10 percent was irrigated using a mixed supply of ground and surface water.

Irrigation water use in crop year 1979 was difficult to estimate because of the rainfall distribution (Figure 2). Much of western Texas went into the spring months with above normal rainfall, and the rainfall and soil moisture were above average during the 1979 growing season. Some irrigation was used for preplant, but from seeding time until crop maturity, little irrigation water was used.

### Irrigation Water Use

Irrigation water use increased from 9.6 million acre-feet (11.8 km<sup>3</sup>) in 1958 to 12.5 million acre-feet (15.4 km<sup>3</sup>) in 1964. From 1964, however, water use decreased somewhat despite a large gain in irrigated acreage, and in 1969 was 11.6 million acre-feet (14.3 km<sup>3</sup>), a reduction of 0.9 million acre-feet (1.1 km<sup>3</sup>) from 1964. The total water use in 1974 on irrigated crops was 13.1 million acre-feet (16.2 km<sup>3</sup>), a 13 percent increase from 1969. While 1964 and 1974 were dry, 1958 and 1969 were relatively wet years (Figure 3).

The total water use in 1979 on irrigated crops was 9.7 million acre-feet (12.0 km<sup>3</sup>), a 26 percent decrease from 1974, or a reduction of 3.4 million acre-feet (4.2 km<sup>3</sup>). In general 1979 was a wet year with rainfall distributed evenly throughout the spring and summer (Figures 2 and 3), although the first three months and last three months in many areas of the State were fairly dry.

On-farm use of surface water in 1958 was 2.17 million acre-feet (2.68 km<sup>3</sup>), 1.99 million acre-feet (2.46 km<sup>3</sup>) in 1964, 2.35 million acre-feet (2.90 km<sup>3</sup>) in 1969, 2.19 million acre-feet (2.70 km<sup>3</sup>) in 1974, and 1.85 million acre-feet (2.28 km<sup>3</sup>) in 1979, a decrease of 15 percent from that used in 1974.



Ground-water use was 6.95 million acre-feet (8.57 km<sup>3</sup>) in 1958, 9.99 million acre-feet (12.32 km<sup>3</sup>) in 1964, 8.62 million acre-feet (10.63 km<sup>3</sup>) in 1969, 10.28 million acre-feet (12.68 km<sup>3</sup>) in 1974, and 6.92 million acre-feet (8.53 km<sup>3</sup>) in 1979, which was a decrease of 33 percent from the amount used in 1974. Much of this decrease in ground-water use was in the High Plains.

The quantity of water use from combined supplies of ground and surface waters in 1979 was 949,000 acre-feet (1.17 km<sup>3</sup>), which was 333,000 acre-feet (0.41 km<sup>3</sup>) more than in 1974. Several counties in the High Plains used a substantial amount of rainfall runoff in the playa lakes and this was reported as combined supplies.

Statewide water use per acre irrigated in 1958 was 1.43 acre-feet per acre (0.44 m<sup>3</sup>/m<sup>2</sup>), 1.62 acre-feet per acre (0.49 m<sup>3</sup>/m<sup>2</sup>) in 1964, 1.41 acre-feet per acre (0.43 m<sup>3</sup>/m<sup>2</sup>) in 1969, 1.52 acre-feet per acre (0.46 m<sup>3</sup>/m<sup>2</sup>) in 1974, and only 1.24 acre-feet per acre (0.38 m<sup>3</sup>/m<sup>2</sup>) in 1979. These use rates reflect the dry years of 1964 and 1974 and the wetter years of 1958, 1969, and 1979.

Irrigation wells continue to increase in number even though some of the older wells have deteriorated and have been abandoned. There were about 55,000 wells in 1958, 70,000 in 1964, 83,000 in 1969, 90,000 in 1974, and 95,000 in 1979. Not all of these wells were necessarily used in the inventory year referenced, although all were considered operable during that year. As an indication of the relative depletion of the Ogallala aquifer, the average acreage served per well in 1979 in the North High Plains was 200 acres (81 ha), while in the South High Plains the average acreage per well was 58 acres (23 ha).

## Irrigated Crops

Irrigated crop acreage decreased in the State in 1979. There was 7.0 million acres (2.8 million ha) in 1958, 8.0 million acres (3.2 million ha) in 1964, 8.3 million acres (3.4 million ha) in 1969, 8.8 million acres (3.6 million ha) in 1974, and 8.1 million acres (3.3 million ha) in 1979 (Table 4). The difference in acreage between the acreage irrigated and the irrigated crop acreage results from double cropping—growing two or more crops on the same acre during the inventory year. Double cropping was practiced on 242,000 acres (97,900 ha) in 1979, which was 90,000 acres (36,400 ha) more than in 1974.

In the statewide irrigated cropping pattern, the irrigated acreage of grain sorghum has trended downward since 1969. Irrigated acreage in pasture, hay, and other feeds as a group trended upward strongly through 1969, but declined by 1979 to only 8 percent of the irrigated acreage. Wheat accounts for 15 percent of the 1979 irrigated acreage.

Irrigated cotton acreage increased by 7 percent, or 138,000 acres (55,800 ha), from 1974 to 1979 (Table 4). Most of the cotton acreage is located in the South High Plains. Due to an attractive market, cotton is the leading irrigated crop in Texas. Many acres of grain sorghum have been replaced with cotton and corn. Irrigated cotton acreage has increased in many parts of the State including the Lower Rio Grande Valley, High Plains, and El Paso areas. Irrigated grain sorghum acreage was 49 percent lower in 1979 than in 1974, or 1,204,000 acres (487,300 ha) less. Corn had a 39 percent increase in 1979 over 1974, or 276,000 acres (111,700 ha) more. Wheat decreased 3 percent or

Statewide Irrigation Cropping Pattern,  
Percentage by Irrigated Crops

|                              | 1958 | 1964 | 1969 | 1974 | 1979 |
|------------------------------|------|------|------|------|------|
| Grain Sorghum                | 31   | 32   | 33   | 28   | 16   |
| Cotton                       | 29   | 29   | 22   | 24   | 28   |
| Pasture, Hay, and Other Feed | 12   | 13   | 17   | 11   | 8    |
| Wheat                        | 11   | 11   | 11   | 14   | 15   |
| Vegetables                   | 7    | 5    | 4    | 3    | 3    |
| Rice                         | 6    | 6    | 7    | 6    | 7    |
| Corn                         | 2    | 1    | 3    | 8    | 12   |
| All Other                    | 2    | 3    | 3    | 6    | 11   |
| Total                        | 100  | 100  | 100  | 100  | 100  |




Sugarcane provided with furrow irrigation, Lower Rio Grande Valley.  
Photo courtesy U.S. Soil Conservation Service.



Citrus orchard undergoing flood irrigation in the Lower Rio Grande Valley.  
Photo courtesy U.S. Soil Conservation Service.





Cotton with furrow irrigation in El Paso County.



Irrigated pecans using the border irrigation system, Maverick County.



Cucumbers being irrigated by the furrow method using gated pipe in the Winter Garden, Uvalde County.



Irrigated cabbage using the furrow method in the San Antonio area.  
Photo courtesy U.S. Soil Conservation Service.





Irrigated peanuts using a side-roll sprinkler system, Erath County.



Watermelons being irrigated from gated pipe, Hidalgo County.



Grain sorghum being irrigated by furrow system in Hale County.  
Photo courtesy of U.S. Soil Conservation Service.



Corn being irrigated by furrow system, Parmer County.

36,000 acres (14,600 ha) in 1979 compared with 1974, and rice acreage decreased by about 3 percent or 16,000 acres (6,500 ha). Cotton, grain sorghum, wheat, and corn are the leading irrigated crops in 1979, in the order listed (Table 4).

Irrigated pecans had a 130 percent increase in 1979 over 1974, or an increase of 22,000 acres (8,900 ha). The acreage of this crop is expanding in the El Paso Valley, parts of the Winter Garden-San Antonio area, parts of the South High Plains, parts of the Edwards Plateau, Cross Timbers, and in small tracts in many other parts of the State. Trickle irrigation systems are being used in many of the new pecan orchards.

Alfalfa acreage increased in 1979 by 900 acres (364 ha) over 1974. A large acreage of alfalfa is planted in the sandhill country of Yoakum, Bailey, Lamb, Deaf Smith, and Gaines Counties. Alfalfa acreage remained about the same in El Paso, Hudspeth, Pecos, and Reeves Counties in the Trans-Pecos.

Oil crops other than cotton—principally peanuts, soybeans, castors, guar, flaxseed, and sunflowers—accounted for 471,000 acres (190,600 ha) in 1979. Of this total, peanuts accounted for 123,000 acres (49,800 ha) and soybeans 303,000 acres (122,600 ha). There was 11,000 more acres (4,500 ha) of peanuts in 1979 than in 1974, and 145,000 more acres (58,700 ha) of soybeans.

Soybeans was produced with irrigation mostly on the High Plains, either as a regular rotation crop or from late seedings on land where earlier cotton plantings had been damaged by hail or other causes. In some instances, soybeans was planted following wheat where double cropping is practiced. Some of the dryland soybeans was concentrated in the more humid, eastern part of the State.

Irrigated fruits are important to the economy of Texas agriculture. The value of all fruits and nut production (dryland and irrigated) in 1979 in Texas was about \$85.2 million. Citrus (irrigated) accounted for about \$44.7 million of this total value. Grapefruit and oranges were grown on 99,000 irrigated acres (40,000 ha) in the four Lower Rio Grande Valley counties in 1979. The acreage of citrus was 69,000 acres (27,900 ha) in 1958, 86,000 acres (34,800 ha) in 1964, 101,000 acres (40,800 ha) in 1969, and 98,000 acres (39,700 ha) in 1974. Peaches and apples are grown both under irrigation and dryland in many parts of the State.

Sugarcane is grown only in the Lower Rio Grande Valley of Texas. About 35,000 acres (14,200 ha) of

sugarcane was irrigated in 1979 in the Valley, compared to 30,000 acres (12,100 ha) in 1974.

Grapes is a crop that has expanded in acreage in the last few years in the South High Plains; this is included in Table 4 in the designation "other orchard and vineyard."

## Major Irrigation Areas

Figure 7 shows the general outline of the major irrigation areas which are discussed below. As indicated in Table 6, these major irrigation areas account for more than 96 percent of the irrigated land in Texas in 1979. Figure 8 shows the approximate location of the lands irrigated in the State in 1979 and the kind of water used—ground water or surface water.

### The High Plains

The High Plains accounts for nearly 5.2 million acres (2.1 million ha) or 67 percent of the total 1979 irrigated acreage in the State, and most of it is irrigated with ground water, mostly from the Ogallala aquifer. In some areas the saturated thickness of the aquifer is less than 50 feet (15 m) while in other areas it is more than 500 feet (150 m). Severe diminution of the water supply occurs in the thin sections, and in some areas in the South High Plains the water is essentially depleted and cropping has been converted to dryland. For instance, ground water pumped for irrigation in Dawson County has decreased from 105,100 acre-feet (0.13 km<sup>3</sup>) in 1958 to 9,700 acre-feet (0.012 km<sup>3</sup>) in 1979. However, acres planted to cotton in Dawson County has increased from 209,000 acres (84,600 ha) in 1958 to 308,800 acres (125,000 ha) in 1979.

The amount of ground water used for irrigation on the High Plains in 1979 was 5.4 million acre-feet (6.7 km<sup>3</sup>) which was 75 percent of the ground water used for irrigation in the State in 1979. The 1979 High Plains irrigation use was a decrease of 2.6 million acre-feet (3.2 km<sup>3</sup>) from 1974, and 666,000 fewer acres (269,500 ha) was irrigated than in 1974. In 1979, 1,400 acres (567 ha) was irrigated with only surface water and 449,000 acres (181,700 ha) with combined surface-water and ground-water supplies, mainly using rainfall runoff in playa lakes.

During the winter months, the moisture level in the soil was low in the High Plains and in some areas preplant irrigation was necessary. However, the spring was wet and cool which delayed planting and

development of the cotton crop. Many areas in the South Plains were irrigated preplant only, or not at all, due to larger amounts of rain than usual. Many of the wells in the South Plains were not used to their maximum capacity. During the 1979 crop year, many acres were farmed dryland due to available soil moisture, and many dryland areas made good yields which were comparable to normal irrigated yields. For instance, the 1979 average dryland cotton yield for the South High Plains was 361 pounds of lint per acre (405 kg/ha), compared to 367 pounds of lint per acre (411 kg/ha) for irrigated cotton.

Many farmers in the South Plains area have installed electric powered submersible pumps into their small wells. Some farmers have installed "collector" tanks, such as fiber glass tanks, on their land to provide central collection of the water supply for sprinkler systems, since water tables are declining and most wells are producing low yields. Some areas that are usually irrigated with weak wells were not irrigated in 1979.

The North Plains (north of the Canadian River) also experienced substantial rains in 1979. However, the rains were not as general as on the South Plains. Irrigation water use was down, but most irrigation fields were irrigated at some time during the year. Both dryland wheat and irrigated wheat made exceptionally good yields in 1979. Many farmers in this area are converting to low pressure sprinkler irrigation systems and pumping less water because of rising energy costs.

In some areas of the High Plains, especially in Hale and Crosby Counties, playa lake water was available for irrigation in 1979. It was utilized mostly through tailwater recovery systems.

The installation of underground pipelines has expanded, and this along with bench levelling, shortening the rows of furrow irrigation, installation of tailwater recovery systems, judicious use of water at critical crop growth periods, and fewer irrigations have reduced total water use, thereby conserving the water supply. Parallel terraces and furrow diking systems for moisture conservation are gaining in popularity as means of better utilizing the rainfall on dryland areas, and for better use of irrigation water and rainfall on irrigated areas.

Side-roll and center-pivot sprinkler systems have replaced much of the older sprinkler equipment and helped reduce the labor costs in irrigation. The furrow method remains the most popular irrigation method on the "hardland soil", and sprinkler systems predominate on the "mixed" and "sandy" soils.

## El Paso Valley

Irrigation in El Paso and Hudspeth Counties along the Rio Grande principally uses surface water from the Rio Grande. Major storage for this water is the reservoir behind Elephant Butte Dam in New Mexico. This dam and the delivery canals and drainage ditches make up the irrigation project that was completed in 1916. All water delivery from the reservoir to farms is by gravity flow. In 1979, surface water was adequate to meet the irrigation needs in El Paso County. In 1958, 62,700 acres (25,400 ha) was irrigated while in 1964 there was 64,700 acres (26,200 ha); in 1969, 71,900 acres (29,100 ha); in 1974, 68,400 acres (27,700 ha); and in 1979, 64,300 acres (26,000 ha). The amount of water used for irrigation was 215,000 acre-feet (0.265 km<sup>3</sup>) in 1958, 157,000 acre-feet (0.194 km<sup>3</sup>) in 1964, 254,000 acre-feet (0.313 km<sup>3</sup>) in 1969, 216,000 acre-feet (0.266 km<sup>3</sup>) in 1974, and 193,000 acre-feet (0.238 km<sup>3</sup>) in 1979. The irrigation water contains from 0.7 to 1.3 tons of soluble salt per acre-foot (0.52 to 0.96 kg/m<sup>3</sup>), so extra water is used before planting to leach the soluble salts below the root zone in the soil.

The water used in the Valley in Hudspeth County is the Rio Grande water not used in El Paso County, plus the return flows from the irrigated land in El Paso County and sewage effluent from El Paso. The water is usually of lower quality than normal river flows and fluctuates greatly in amount. In seasons with insufficient streamflow to meet the irrigation needs of the crops, irrigators apply poor-quality water obtained from shallow wells in the alluvium.

## Lower Rio Grande Valley

The Lower Rio Grande Valley consists of a four-county area—Cameron, Willacy, Hidalgo, and Starr. In 1958, 768,000 acres (310,800 ha) was irrigated; in 1964, 819,000 acres (331,500 ha); in 1969, 808,000 acres (327,000 ha); in 1974, 794,000 acres (321,300 ha); and in 1979, 789,400 acres (319,500 ha). Irrigated acreage is fairly stable because of the adjudicated water rights to the use of Rio Grande waters.

Most of the water used for irrigation is obtained from storage in Amistad and Falcon Reservoirs on the Rio Grande. In 1979 there was 925,800 acre-feet (1.142 km<sup>3</sup>) of surface water used, which is 99 percent of the total water used for irrigation in the Valley. Ground water accounted for only 1 percent.

The water supply for the Lower Rio Grande Valley was very good in 1979, as water stored in Falcon Reservoir had reached the maximum storage limit. The



more than adequate surface-water supplies and above average rainfall made unnecessary any significant use of the limited ground-water supply.

### North-Central Texas

The general designation of North-Central Texas, in this report, includes 26 counties in parts of the Rolling Plains, Reddish Prairies, and central Edwards Plateau in which irrigation is concentrated in relatively small, scattered areas (Figures 7 and 8).

The use of irrigation water in this region is largely dependent upon the amount of rainfall and the availability of ground water of usable quality. Some of the surface and ground water is high in soluble salts and cannot be used for irrigation or it must be used with caution or on very salt tolerant crops. Most of the wells are shallow and weak.

In this region, 155,000 acres (62,700 ha) was irrigated in 1958, 261,000 acres (105,600 ha) in 1964, 290,000 acres (117,400 ha) in 1969, 313,000 acres (126,700 ha) in 1974, and 304,000 acres (123,000 ha) in 1979. Haskell, Knox, Hall, Tom Green, Glasscock, and Reagan Counties each had more than 20,000 acres (8,100 ha) of irrigated land in 1979. All other counties had less than 20,000 acres (8,100 ha) each.

Generally, the San Angelo area has been dry-farmed in the past because surface water has not been available; however, surface water was available for irrigation of 17,000 acres (6,900 ha) in 1979.

### Trans-Pecos

The irrigated land in the Trans-Pecos consists of a number of individual areas in Reeves, Pecos, Ward, Hudspeth (Dell City area), and Culberson Counties. Pecos and Reeves Counties were thriving irrigated areas until 1976 and 1977. However, rising fuel costs for irrigation pumping has changed that. Now there are many acres of idle cropland, empty concrete-lined irrigation canals, wells with motors removed, and vacant cotton gins. A different method of irrigating this area is now being tried. Some producers are switching from the graded furrow method to low pressure center-pivot sprinkler systems to reduce labor and energy costs. Some cotton producers are using different plant varieties, less fertilizer, and less water to produce less yield per acre but at an acceptable return for their investment.

A few new irrigation areas have been developed in the Trans-Pecos area since the 1974 inventory. One is

near Valentine, in Jeff Davis County; another is north of Van Horn, in Culberson County (Figure 8).

The total area irrigated in the Trans-Pecos was 250,000 acres (101,200 ha) in 1958, 284,000 acres (114,900 ha) in 1964, 174,000 acres (70,400 ha) in 1969, 177,000 acres (71,600 ha) in 1974, and 127,000 acres (51,400 ha) in 1979. A number of areas along the Pecos River in Reeves County are no longer cultivated because of poor water quality and inadequate amounts in most years.

The ground water used in Reeves County is high in soluble salts, averaging about 4 tons per acre-foot (about 3 kg/m<sup>3</sup>). Heavy water applications, salt tolerant crops such as cotton, and the moderate permeability of the soils permit the use of this water for irrigation.

The salt content of the ground water is relatively high in the Wild Horse area in Culberson County and the Dell City area in Hudspeth County; but, the soils are moderately permeable, are high in gypsum, and maintain a low total salt and sodium content, indicating that much of the salts applied in the irrigation water have been leached out of the root zone of the soil.

The soils irrigated and the water used for irrigation are such in the Trans-Pecos area that continued monitoring of the amounts and kinds of salt in the soils and water is needed along with soil evaluations and good soil management.

### Winter Garden-San Antonio Area

The Winter Garden-San Antonio area extends from San Antonio west to Brackettville and south to Carrizo Springs including eight counties as outlined in Figure 7. Here the winter climate is mild and the growing season is long, permitting the growing of vegetables, corn, sorghum, and cotton and favoring double cropping.

In 1958, there was 215,000 acres (87,000 ha) irrigated; in 1964, 321,000 acres (129,900 ha); in 1969, 332,000 acres (134,400 ha); in 1974, 322,000 acres (130,300 ha); and in 1979, 309,000 acres (125,000 ha). Surface water was used to irrigate 36,000 acres (14,600 ha) in 1979; 19,600 acres (7,900 ha) was irrigated using combined supplies, and 253,400 acres (102,600 ha) was irrigated from ground-water sources.

There was a decrease of 11,500 acres (4,600 ha) irrigated in Wilson County in 1979 compared with 1974, and a decrease of 9,500 acres (3,800 ha) in Dimmit County. Because of the rainfall distribution in these counties, some areas that normally practice

supplemental irrigation did not require the extra water in 1979.

Some acreages in the Winter Garden-San Antonio area are being withdrawn from irrigation due to deterioration of the wells, high labor and fuel costs, and changes in cropping systems. On the other hand, in other areas of the Winter Garden new land is being brought into production, new wells are being drilled, and new crops planted. Some of this irrigation expansion is on new land brought into cultivation after clearing of brush. In a number of counties south and southeast of San Antonio, irrigation on specialty crops and on dairy farms is expanding.

#### **Middle Rio Grande Valley**

The Middle Rio Grande Valley is an area along the Rio Grande between Falcon and Amistad Reservoirs in Maverick and Webb Counties and includes the Maverick Irrigation District area. The water used for irrigation is from the Rio Grande and is delivered by gravity flow.

There was 38,000 acres (15,400 ha) irrigated in 1958, 50,000 acres (20,200 ha) in 1964, 63,000 acres (25,500 ha) in 1969, 55,000 acres (22,300 ha) in 1974, and 47,000 acres (19,000 ha) in 1979. Most of the irrigation acreage is on the alluvial and terrace soils of the Rio Grande; however, some of the upland soils in Maverick County are irrigated from local surface or ground-water supplies.

#### **Gulf Coast Prairie**

The Gulf Coast Prairie is the rice producing area of Texas, situated in the coastal plain north and east of the Coastal Bend in an area between Victoria and Orange. Much of the rice is double harvested. Surface water is principally used in the eastern part of the area and ground water in the western part.

The area of irrigation was 461,000 acres (186,600 ha) in 1958, 499,000 acres (202,000 ha) in 1964, 571,000 acres (231,000 ha) in 1969, 571,000 acres (231,000 ha) in 1974, and 554,000 acres (224,200 ha) in 1979.

Some land is being cleared of brush or native pasture and planted to dryland grain sorghum and soybeans, while much of the rice land that has been in the rotation schedule of 1 year rice with 2 to 3 years of native grass is going into a shorter rotation of 1 year rice and 1 year grass or soybeans, or 2 years rice and 2 years of grass or soybeans. Many cattle are raised in this area, along with cotton, grain sorghum, and soybeans.

The rainfall was adequate in 1979 for dryland crops. The amount of double harvested rice varied from 50 percent of the total irrigated rice acreage in Wharton County to 10 percent in Brazoria County. Double harvesting increases water usage, as additional irrigation water is required for the second growth of the rice.

#### **Coastal Bend**

The Coastal Bend is a two-county area (Nueces and San Patricio) along the middle coast of Texas which is in effect the southwestern extension of the Gulf Coast Prairie soils. The area uses irrigation only in the dry years to supplement rainfall. There was 22,000 acres (8,900 ha) irrigated in 1958, 30,000 acres (12,100 ha) in 1964, 20,000 acres (8,100 ha) in 1969, and 11,000 acres (4,450 ha) in 1974. Rainfall in 1979 was adequate for crop production and only 2,100 acres (850 ha) was irrigated. Most of the 1979 irrigation was in San Patricio County. A dependable water supply and market for vegetables are needed to increase irrigation in this area.

#### **West Cross Timbers**

The West Cross Timbers is an area of sandy soils that has supported a scattered growth of hardwoods and tall grasses. It occurs in the north-central part of the State between the North Central Prairies and the Grand Prairie (Figure 7). Peanuts, pecans, and peaches are the major irrigated crops since irrigation became widespread in this area beginning in the late 1960's.

In this area there was 14,000 acres (5,700 ha) irrigated in 1958, 18,000 acres (7,300 ha) in 1964, 56,000 acres (22,700 ha) in 1969, 65,000 acres (26,300 ha) in 1974, and 74,500 acres (30,200 ha) in 1979.

Ground water was used to irrigate 33,400 acres (13,500 ha) in 1979; the ground water is shallow and well yields are small. Heavy pumping during the summer months results in decreased well yields.

Some of the stored surface-water supplies were depleted before the irrigation season ended; 36,500 acres (14,800 ha) was irrigated with surface water and 4,600 acres (1,860 ha) with mixed supplies.

#### **Brazos River Valley**

The Brazos River Valley is a six-county area along the Brazos River where most of the irrigated land is on the floodplain or terrace soils adjacent to the river. Cotton is usually the principal irrigated crop; however,

grain sorghum is replacing cotton on some acreage. The areas irrigated totaled 7,000 acres (2,800 ha) in 1958, 103,000 acres (41,700 ha) in 1964, 74,000 acres (29,900 ha) in 1969, 62,000 acres (25,100 ha) in 1974, and 46,400 acres (18,800 ha) in 1979.

In the Brazos River Valley the need for irrigation varies with the amounts and distribution of rainfall. In 1979, rainfall was generally adequate for crop production without irrigation water. Most irrigation facilities were used, but these served fewer acres in 1979 than in 1974.

Some formerly irrigated land has been changed to urban development and gravel pits in McLennan County.

### **Land Resources for Irrigation**

The kinds, amounts, and locations of the soils physically suitable for irrigation in Texas have been determined from completed soil surveys, conservation needs inventories, and irrigation inventories. Data from these studies show that about 38 million acres (15.4 million ha) of land in the State is physically suited to irrigation, although much of this acreage does not have water available for irrigation use. This 38 million acres (15.4 million ha) includes the presently irrigated land. Some of the data used to obtain this number result from sampling for representative soil data, and it is expected that later, more detailed soil surveys will provide more precise information on the acreage physically suitable for irrigation. However, some land included in this figure will be so distributed that irrigation development will not be feasible. The availability and distribution of water for irrigation will further limit the areas that are developed and put into irrigation.

The acreage of land previously irrigated, and still equipped for irrigation, but not irrigated in 1979 was obtained during the field inventory (Table 5). By definition, this is land having at least an adequately producing well for ground-water use, or minimum turnouts and other facilities for using surface water, or both. Approximately 2.05 million acres (0.83 million ha) was recorded in this category in addition to the 7.82 million acres (3.2 million ha) irrigated in 1979. All of this acreage is readily available for future irrigation. Much of the previously irrigated land is in the rice-producing area of the Coast Prairie where rice, soybeans, and grass are rotated with 1 or 2 years of rice and 1 or 2 years of soybeans or grass. Two counties in the Trans-Pecos, Reeves and Pecos Counties, and a few counties in the High Plains account for most of the remaining acreage of land previously irrigated but not irrigated in 1979.

The number of irrigated operating units in 1979 was 37,400. Based on the acreage irrigated (Table 1) and the number of operating units (Table 5), an average of 209 acres (85 ha) was irrigated per operating unit in 1979 compared with 213 acres (86 ha) per operating unit in 1974.

Urban development continues to expand onto irrigable land, especially in the Houston-Galveston area, El Paso area, San Antonio area, and in the suburbs of smaller cities. In the Lower Rio Grande Valley, large blocks of formerly irrigated land have been converted to trailer parks.

### **Sprinkler Systems**


Water application with sprinkler equipment has expanded rapidly as labor has become more expensive and less plentiful and as sprinkler equipment has been improved. Tables 1, 2, and 3 include the acreage of land that has been watered with sprinklers.

Since 1974, many irrigators have invested in new equipment including side-roll and center-pivot sprinkler systems. In 1979, 2,197,000 acres (889,100 ha) was irrigated with sprinkler equipment. Mobile sprinkler irrigation systems served 1,927,500 of these acres (780,100 ha), and stationary sprinkler irrigation systems served 269,500 acres (109,100 ha). Thus, mobile sprinkler systems served 88 percent of the acres sprinkler irrigated. Much of this acreage was using center-pivot systems on the South High Plains on very sandy soils, on the medium and moderately coarse textured soils of the South High Plains, and on the sandy soils in Dallam County. Sprinkler systems are widely used also in the Cross Timbers and the Winter Garden-San Antonio area, where the sandy soils have gently sloping and uneven surfaces. Statewide 668,000 acres (270,300 ha) was irrigated with sprinkler systems in 1958, 1,077,000 acres (435,900 ha) in 1964, 1,548,000 acres (626,500 ha) in 1969, and 1,814,000 acres (750,300 ha) in 1974.

### **Trickle Irrigation**

A new approach to irrigation, called trickle or drip irrigation, had its origin in Israel. Its use in American irrigated agriculture is largely restricted at present to perennial crops.

Essentially, trickle irrigation spot-irrigates crops—mostly citrus, pecans, grapes, and fruit orchards currently—by applying water only to the base of each plant. The system utilizes plastic tubes that have emitters located near each plant, and the emitters are




Trickle irrigation system on citrus in the Lower Rio Grande Valley.



Low pressure center-pivot sprinkler irrigating cotton, Culberson County.





Side-roll sprinkler system irrigating alfalfa in the Texas High Plains.



Solid-set sprinkler system irrigating cotton, Texas High Plains  
Photo courtesy U.S. Soil Conservation Service.

designed to provide the amount of water needed for maximum plant growth.

Water is saved with this method because the total soil area is not wetted as with sprinkler or flood irrigation. Trickle irrigation applies smaller amounts of water than conventional methods, and runoff water is nearly eliminated.

Other advantages include labor savings, increased plant vigor and yields, use of low-volume wells, and better adaptation to sandy soils. Fertilizers can be applied in the irrigation water.

Some researchers caution that there are problems associated with trickle irrigation. The development in Israel took place on deep, very sandy soils that take water rapidly and where the soil-water-plant relationships are quite different than on most Texas irrigated soils. Emitters will clog if the irrigation water is not properly filtered, there are problems in controlling emitter output, rodent damage may be a problem in some areas, and installation costs are high.

The 1979 irrigation inventory shows that 19,800 acres (8,000 ha) in Texas was being irrigated with trickle systems compared to only 4,800 acres (1,900 ha) in 1974. This is an increase of more than 300 percent in 5 years or 15,000 acres (6,100 ha). Leading crops were pecans, on 12,200 acres (4,940 ha) and citrus, 6,000 acres (2,400 ha). Other crops irrigated with trickle systems and the acreage of each in 1979 are as follows: peaches, 1,200 acres (486 ha); other orchard crops, 130 acres (53 ha); grapes, 150 acres (61 ha); and other crops, 90 acres (36 ha).

It is expected that the use of trickle irrigation will continue to increase in the future, but the increased cost of plastic pipe may slow the progress. The possible use of trickle irrigation, with its water-saving characteristics, on row crops is being researched. This would be an important development for water-short areas.

### **Conservation Irrigation Measures**


The declining ground and surface water supplies available for irrigation have convinced many people of the need for water conservation and good water management. In a properly planned and well managed irrigation system, all necessary equipment and control structures are installed, the quantity of water used for each irrigation is determined by the need of the crop (especially the stage of growth), and the water-holding capacity of the soil is determined. Water then is applied

at a rate and in such a manner that the crops are able to use it efficiently and significant soil erosion does not occur.

The system design should make efficient use of irrigation water applied and rainfall. When planning the system, the peak use rates and seasonal and monthly demands of each crop must be considered in determining the irrigation water requirements. Research and experience have been the basis for using soil moisture balance studies to calculate irrigation water requirements. Research in recent times has provided data on when to irrigate and how much water to apply for maximum efficiency in irrigation water application. Following these procedures increases yields per inch of water applied, for acceptable yields with much less water. Additional activity has been in the area of assisting irrigators to evaluate the efficiency of their irrigation systems. The High Plains Underground Water Conservation District No. 1 and the U.S. Department of Agriculture—Soil Conservation Service, with assistance from the Texas Department of Water Resources, have initiated an efficiency testing program using a mobile unit called a Field Water Conservation Laboratory. This unit contains various types of measuring instruments to test irrigation system efficiency. Based on test results, Soil Conservation Service personnel provide recommendations to improve the irrigation system. This helps the irrigator use water more efficiently and also reduce the fuel cost of pumping.

Many irrigators are installing water-saving water transmission measures which have been surveyed in the irrigation inventories. The 1979 data show 1,335 miles (2,148 km) of concrete-lined ditches serving 167,600 acres (67,800 ha) of irrigation land, and 22,303 miles (35,886 km) of underground pipelines serving 4.9 million acres (2.0 million ha) of irrigated land. Sixty-five percent of 1979 irrigated land was supplied with these kinds of water-conserving facilities. Most of these facilities are in the Lower Rio Grande Valley, Winter Garden-San Antonio area, and the High Plains.

Storage reservoirs are being built in water-short areas to hold water being pumped from weak wells in order to have sufficient water when needed for irrigation. In some areas playa lakes are being modified to concentrate the water in deep pools, thus reducing the area exposed to surface evaporation and making the maximum amount of water available for irrigation. Some systems are modified to pump back the runoff from row-irrigated land (tailwater) and thus conserve water through reuse. Some producers, as well as researchers, are using recharge wells to put playa lake water into the Ogallala aquifer.




Laser beam tripod being used in precise land leveling operation in the Lower Rio Grande Valley. Photo courtesy U.S. Soil Conservation Service.



Laser beam "eye" on land leveling equipment, Lower Rio Grande Valley. Photo courtesy U.S. Soil Conservation Service.



**Basin tillage (furrow diker) is used to trap rainfall and hold it for crop use, Hale County.**



**Low energy precision application (LEPA) sprinkler system irrigating cotton, Hale County.**

There were 445 on-farm water impoundments, exclusive of playa lakes, serving 41,000 acres (16,600 ha) of irrigated land in 1979. These impoundments of surface-water supplies enable the irrigator to utilize the water when it is needed.

Basin tillage is a method of mechanically mounding dirt at intervals perpendicular to the direction

of the furrow, forming a series of small dams behind which water-impounding basins are formed. An important and primary method of improving rainfall effectiveness in crop production is to increase infiltration of rainfall on cropland, thereby storing moisture in the soil for use by plants. Basin tillage is an excellent way to accomplish this without extra land modification or additional trips through the fields.

## SELECTED REFERENCES

- Bernstein, Leon, and Francois, L. E., 1970, Comparisons of drip, furrow, and sprinkler irrigation: *Soil Science*, v. 115, no. 1, p. 73-86.
- Gillett, P. T., and Janca, I. G., 1965, Inventory of Texas irrigation, 1958 and 1964: *Texas Water Comm. Bull.* 6515.
- Goldberg, S. D., and Smueli, M., 1969, Trickle irrigation—a method for increased agricultural production under conditions of saline water and adverse soils: *Proceedings 1969 International Arid Lands Conference*, Tucson, Arizona.
- Harrington, E. L., 1952, A study of some factors affecting the efficient use of irrigation water in Texas: *Dissertation*, Texas A&M Univ.
- Hinton, R. J., 1886, *Irrigation in the United States*: U.S. Senate Misc. Doc. 15, 49th Congress, 2nd Session.
- Hughes, W. F., and Motheral, J. R., 1950, *Irrigated agriculture in Texas*: Texas Agricultural Experiment Station, Misc. Pub. 59.
- Hutson, W. F., 1898, *Irrigation systems in Texas*: U.S. Geol. Survey Water Supply and Irrigation Paper 13.
- Jones, D. L., and Gaines, Frank, 1941, *Pump irrigation on the South Plains*: Texas Agricultural Experiment Station, Progress Rept. 728.
- Lonsdale, J. T., 1935, *Geology and ground-water resources of Atascosa and Frio Counties, Texas*: U.S. Geol. Survey Water-Supply Paper 676.
- Nagle, J. C., and Fortier, Samuel, 1910, *Irrigation in Texas*: U.S. Dept. Agriculture, Office of Experiment Stations Bull. 222.
- Seifert, W. J., Jr., Hiler, E. A., and Howell, T. A., 1975, Trickle irrigation with water of different salinity levels: *Trans. Am. Soc. Agricultural Engineers*, v. 18, no. 1.
- Texas Board of Water Engineers, and other agencies, 1958, *Water developments and potentialities of the State of Texas*: U.S. Senate Doc. 111, 85th Congress, 2nd Session.
- Texas Water Development Board, 1971, *Inventories of irrigation in Texas, 1958, 1964, and 1969*: Texas Water Devel. Board Rept. 127.
- \_\_\_\_\_, 1975, *Inventories of irrigation in Texas, 1958, 1964, 1969, and 1974*: Texas Water Devel. Board Rept. 196.
- White, W. N., Broadhurst, W. L., and Lang, J. W., 1946, *Ground water in the High Plains of Texas*: U.S. Geol. Survey Water-Supply Paper 889-F.

TABLE 1  
IRRIGATION SUMMARY FOR COUNTIES,  
1958, 1964, 1969, 1974, AND 1979





TABLE 1.--IRRIGATION SUMMARY FOR COUNTIES, 1958, 1964, 1969, 1974, AND 1979

| COUNTY    | YEAR | ALL IRRIGATION |           | SURFACE-WATER IRRIGATION ONLY |           | GROUND-WATER IRRIGATION ONLY |            | IRRIGATION USING COMBINED SUPPLIES |            |                         | IRRI-GATION WELLS | SPRINKLER SYSTEMS |
|-----------|------|----------------|-----------|-------------------------------|-----------|------------------------------|------------|------------------------------------|------------|-------------------------|-------------------|-------------------|
|           |      | ACRES          | ACRE-FEET | ACRES                         | ACRE-FEET | ACRES                        | ACRE- FEET | ACRES                              | ACRE- FEET | SURFACE SOURCE- PERCENT | NUMBER            | ACRES             |
| ANDERSON  | 1958 | 1,825          | 967       | 1,275                         | 629       | 350                          | 188        | 200                                | 150        | 75                      | 8                 | 840               |
|           | 1964 | 1,124          | 457       | 424                           | 215       | 280                          | 139        | 420                                | 103        | 74                      | 9                 | 282               |
|           | 1969 | 960            | 324       | 960                           | 324       | 0                            | 0          | 0                                  | 0          | 0                       | 0                 | 200               |
|           | 1974 | 1,745          | 743       | 1,035                         | 470       | 160                          | 90         | 550                                | 183        | 80                      | 1                 | 720               |
|           | 1979 | 275            | 67        | 275                           | 67        | 0                            | 0          | 0                                  | 0          | 0                       | 1                 | 160               |
| ANDREWS   | 1958 | 1,200          | 1,699     | 0                             | 0         | 1,200                        | 1,699      | 0                                  | 0          | 0                       | 14                | 1,200             |
|           | 1964 | 8,000          | 16,393    | 0                             | 0         | 8,000                        | 16,393     | 0                                  | 0          | 0                       | 85                | 8,000             |
|           | 1969 | 2,389          | 1,198     | 0                             | 0         | 2,389                        | 1,198      | 0                                  | 0          | 0                       | 104               | 2,389             |
|           | 1974 | 5,353          | 5,278     | 0                             | 0         | 5,353                        | 5,278      | 0                                  | 0          | 0                       | 80                | 5,353             |
|           | 1979 | 9,207          | 9,132     | 0                             | 0         | 8,957                        | 8,882      | 250                                | 250        | 50                      | 85                | 9,207             |
| ANGELINA  | 1958 | 61             | 22        | 61                            | 22        | 0                            | 0          | 0                                  | 0          | 0                       | 0                 | 61                |
|           | 1964 | 44             | 13        | 40                            | 12        | 4                            | 1          | 0                                  | 0          | 0                       | 0                 | 44                |
|           | 1969 | 46             | 36        | 40                            | 33        | 4                            | 2          | 2                                  | 1          | 60                      | 43                | 34                |
|           | 1974 | 185            | 462       | 0                             | 0         | 185                          | 462        | 0                                  | 0          | 0                       | 0                 | 185               |
|           | 1979 | 225            | 563       | 0                             | 0         | 225                          | 563        | 0                                  | 0          | 0                       | 0                 | 225               |
| ARANSAS   | 1958 | 0              | 0         | 0                             | 0         | 0                            | 0          | 0                                  | 0          | 0                       | 0                 | 0                 |
|           | 1964 | 0              | 0         | 0                             | 0         | 0                            | 0          | 0                                  | 0          | 0                       | 0                 | 0                 |
|           | 1969 | 0              | 0         | 0                             | 0         | 0                            | 0          | 0                                  | 0          | 0                       | 0                 | 0                 |
|           | 1974 | 0              | 0         | 0                             | 0         | 0                            | 0          | 0                                  | 0          | 0                       | 0                 | 0                 |
|           | 1979 | 0              | 0         | 0                             | 0         | 0                            | 0          | 0                                  | 0          | 0                       | 1                 | 0                 |
| ARCHER    | 1958 | 500            | 367       | 500                           | 367       | 0                            | 0          | 0                                  | 0          | 0                       | 0                 | 0                 |
|           | 1964 | 500            | 791       | 500                           | 791       | 0                            | 0          | 0                                  | 0          | 0                       | 0                 | 0                 |
|           | 1969 | 795            | 846       | 795                           | 846       | 0                            | 0          | 0                                  | 0          | 0                       | 0                 | 165               |
|           | 1974 | 795            | 846       | 795                           | 846       | 0                            | 0          | 0                                  | 0          | 0                       | 0                 | 165               |
|           | 1979 | 200            | 167       | 200                           | 167       | 0                            | 0          | 0                                  | 0          | 0                       | 0                 | 0                 |
| ARMSTRONG | 1958 | 24,845         | 21,509    | 0                             | 0         | 24,845                       | 21,509     | 0                                  | 0          | 0                       | 162               | 430               |
|           | 1964 | 27,825         | 43,782    | 0                             | 0         | 27,825                       | 43,782     | 0                                  | 0          | 0                       | 195               | 250               |
|           | 1969 | 25,518         | 33,968    | 0                             | 0         | 25,518                       | 33,968     | 0                                  | 0          | 0                       | 212               | 300               |
|           | 1974 | 26,348         | 30,308    | 0                             | 0         | 26,348                       | 30,308     | 0                                  | 0          | 0                       | 219               | 330               |
|           | 1979 | 24,370         | 12,837    | 0                             | 0         | 24,370                       | 12,837     | 0                                  | 0          | 0                       | 225               | 1,660             |
| ATASCOSA  | 1958 | 23,200         | 30,915    | 0                             | 0         | 23,200                       | 30,915     | 0                                  | 0          | 0                       | 201               | 16,100            |
|           | 1964 | 28,505         | 43,479    | 175                           | 201       | 28,330                       | 43,278     | 0                                  | 0          | 0                       | 253               | 21,630            |
|           | 1969 | 33,050         | 52,155    | 175                           | 178       | 32,875                       | 51,977     | 0                                  | 0          | 0                       | 290               | 33,050            |
|           | 1974 | 34,735         | 57,096    | 175                           | 134       | 34,560                       | 56,962     | 0                                  | 0          | 0                       | 315               | 34,735            |
|           | 1979 | 31,175         | 55,799    | 175                           | 134       | 31,000                       | 55,665     | 0                                  | 0          | 0                       | 330               | 31,175            |

TABLE 1.--IRRIGATION SUMMARY FOR COUNTIES, 1958, 1964, 1969, 1974, AND 1979--CONTINUED

| COUNTY  | YEAR | ALL IRRIGATION |           | SURFACE-WATER IRRIGATION ONLY |           | GROUND-WATER IRRIGATION ONLY |           | IRRIGATION USING COMBINED SUPPLIES |            |                         | IRRI-GATION WELLS | SPRINKLER SYSTEMS |
|---------|------|----------------|-----------|-------------------------------|-----------|------------------------------|-----------|------------------------------------|------------|-------------------------|-------------------|-------------------|
|         |      | ACRES          | ACRE-FEET | ACRES                         | ACRE-FEET | ACRES                        | ACRE-FEET | ACRES                              | ACRE- FEET | SURFACE SOURCE- PERCENT | NUMBER            | ACRES             |
| AUSTIN  | 1958 | 2,958          | 4,055     | 0                             | 0         | 2,958                        | 4,055     | 0                                  | 0          | 0                       | 23                | 450               |
|         | 1964 | 4,292          | 7,004     | 199                           | 105       | 3,921                        | 6,727     | 172                                | 172        | 50                      | 28                | 612               |
|         | 1969 | 4,697          | 8,236     | 164                           | 107       | 4,533                        | 8,129     | 0                                  | 0          | 0                       | 33                | 750               |
|         | 1974 | 3,663          | 10,246    | 0                             | 0         | 3,663                        | 10,246    | 0                                  | 0          | 0                       | 33                | 0                 |
|         | 1979 | 4,050          | 10,017    | 0                             | 0         | 4,050                        | 10,017    | 0                                  | 0          | 0                       | 33                | 0                 |
| BAILEY  | 1958 | 147,000        | 256,887   | 0                             | 0         | 147,000                      | 256,887   | 0                                  | 0          | 0                       | 1,600             | 18,496            |
|         | 1964 | 149,210        | 354,508   | 0                             | 0         | 149,210                      | 354,508   | 0                                  | 0          | 0                       | 1,820             | 36,480            |
|         | 1969 | 157,170        | 184,883   | 0                             | 0         | 157,170                      | 184,883   | 0                                  | 0          | 0                       | 1,900             | 81,490            |
|         | 1974 | 166,518        | 375,874   | 0                             | 0         | 166,518                      | 375,874   | 0                                  | 0          | 0                       | 1,600             | 91,998            |
|         | 1979 | 182,338        | 252,185   | 0                             | 0         | 182,338                      | 252,185   | 0                                  | 0          | 0                       | 2,438             | 103,224           |
| BANDERA | 1958 | 0              | 0         | 0                             | 0         | 0                            | 0         | 0                                  | 0          | 0                       | 0                 | 0                 |
|         | 1964 | 315            | 284       | 226                           | 190       | 89                           | 94        | 0                                  | 0          | 0                       | 5                 | 282               |
|         | 1969 | 318            | 321       | 207                           | 237       | 111                          | 84        | 0                                  | 0          | 0                       | 10                | 318               |
|         | 1974 | 127            | 95        | 79                            | 59        | 48                           | 36        | 0                                  | 0          | 0                       | 10                | 127               |
|         | 1979 | 258            | 532       | 200                           | 432       | 58                           | 100       | 0                                  | 0          | 0                       | 10                | 207               |
| BASTROP | 1958 | 1,000          | 1,110     | 935                           | 1,065     | 65                           | 45        | 0                                  | 0          | 0                       | 2                 | 25                |
|         | 1964 | 2,300          | 2,166     | 2,030                         | 1,929     | 270                          | 237       | 0                                  | 0          | 0                       | 6                 | 1,910             |
|         | 1969 | 3,351          | 2,142     | 2,138                         | 1,332     | 633                          | 423       | 580                                | 387        | 20                      | 11                | 2,411             |
|         | 1974 | 3,195          | 3,015     | 2,100                         | 1,920     | 515                          | 515       | 580                                | 580        | 29                      | 12                | 2,305             |
|         | 1979 | 25             | 15        | 25                            | 15        | 0                            | 0         | 0                                  | 0          | 0                       | 10                | 0                 |
| BAYLOR  | 1958 | 3,736          | 3,371     | 0                             | 0         | 3,736                        | 3,371     | 0                                  | 0          | 0                       | 121               | 467               |
|         | 1964 | 6,256          | 6,092     | 100                           | 53        | 6,156                        | 6,039     | 0                                  | 0          | 0                       | 155               | 614               |
|         | 1969 | 7,220          | 6,483     | 700                           | 375       | 6,520                        | 6,108     | 0                                  | 0          | 0                       | 165               | 2,220             |
|         | 1974 | 7,220          | 5,661     | 700                           | 297       | 6,520                        | 5,364     | 0                                  | 0          | 0                       | 175               | 2,220             |
|         | 1979 | 1,777          | 794       | 0                             | 0         | 1,777                        | 794       | 0                                  | 0          | 0                       | 175               | 532               |
| BEE     | 1958 | 1,340          | 772       | 0                             | 0         | 1,340                        | 772       | 0                                  | 0          | 0                       | 16                | 70                |
|         | 1964 | 3,503          | 2,406     | 0                             | 0         | 3,503                        | 2,406     | 0                                  | 0          | 0                       | 38                | 1,170             |
|         | 1969 | 4,170          | 2,106     | 0                             | 0         | 4,170                        | 2,106     | 0                                  | 0          | 0                       | 46                | 393               |
|         | 1974 | 4,479          | 1,611     | 0                             | 0         | 4,479                        | 1,611     | 0                                  | 0          | 0                       | 48                | 360               |
|         | 1979 | 575            | 467       | 0                             | 0         | 575                          | 467       | 0                                  | 0          | 0                       | 55                | 0                 |
| BELL    | 1958 | 1,175          | 887       | 795                           | 594       | 380                          | 293       | 0                                  | 0          | 0                       | 3                 | 673               |
|         | 1964 | 1,749          | 1,356     | 1,339                         | 1,058     | 410                          | 298       | 0                                  | 0          | 0                       | 4                 | 1,472             |
|         | 1969 | 1,552          | 958       | 1,372                         | 838       | 30                           | 20        | 150                                | 100        | 70                      | 5                 | 1,552             |
|         | 1974 | 2,246          | 1,802     | 2,066                         | 1,622     | 30                           | 30        | 150                                | 150        | 60                      | 5                 | 2,246             |
|         | 1979 | 775            | 340       | 735                           | 306       | 40                           | 33        | 0                                  | 0          | 0                       | 5                 | 775               |

TABLE 1.--IRRIGATION SUMMARY FOR COUNTIES, 1958, 1964, 1969, 1974, AND 1979--CONTINUED

| COUNTY   | YEAR | ALL IRRIGATION |           | SURFACE-WATER IRRIGATION ONLY |           | GROUND-WATER IRRIGATION ONLY |           | IRRIGATION USING COMBINED SUPPLIES |           | IRRIGATION WELLS | SPRINKLER SYSTEMS |
|----------|------|----------------|-----------|-------------------------------|-----------|------------------------------|-----------|------------------------------------|-----------|------------------|-------------------|
|          |      | ACRES          | ACRE-FEET | ACRES                         | ACRE-FEET | ACRES                        | ACRE-FEET | ACRES                              | ACRE-FEET |                  |                   |
| BEXAR    | 1958 | 27,100         | 39,195    | 10,500                        | 14,845    | 16,600                       | 24,350    | 0                                  | 0         | 102              | 1,600             |
|          | 1964 | 29,961         | 61,771    | 14,700                        | 29,371    | 15,261                       | 72,400    | 0                                  | 0         | 133              | 4,603             |
|          | 1969 | 29,229         | 34,534    | 6,573                         | 7,053     | 7,521                        | 10,311    | 15,135                             | 17,170    | 135              | 4,823             |
|          | 1974 | 26,462         | 27,652    | 14,218                        | 13,953    | 12,244                       | 13,699    | 0                                  | 0         | 140              | 7,639             |
|          | 1979 | 24,051         | 35,250    | 13,521                        | 19,418    | 10,530                       | 15,832    | 0                                  | 0         | 133              | 6,119             |
| BLANCO   | 1958 | 225            | 232       | 125                           | 126       | 100                          | 106       | 0                                  | 0         | 3                | 225               |
|          | 1964 | 375            | 384       | 185                           | 196       | 190                          | 188       | 0                                  | 0         | 5                | 345               |
|          | 1969 | 135            | 131       | 37                            | 48        | 83                           | 83        | 0                                  | 0         | 5                | 118               |
|          | 1974 | 207            | 114       | 47                            | 35        | 160                          | 83        | 0                                  | 0         | 10               | 207               |
|          | 1979 | 263            | 197       | 87                            | 76        | 176                          | 121       | 0                                  | 0         | 13               | 187               |
| BORDEN   | 1958 | 1,400          | 808       | 0                             | 0         | 1,400                        | 808       | 0                                  | 0         | 40               | 500               |
|          | 1964 | 1,400          | 709       | 0                             | 0         | 1,400                        | 709       | 0                                  | 0         | 40               | 1,400             |
|          | 1969 | 1,401          | 716       | 11                            | 16        | 1,390                        | 700       | 0                                  | 0         | 62               | 11                |
|          | 1974 | 741            | 628       | 11                            | 18        | 730                          | 610       | 0                                  | 0         | 60               | 21                |
|          | 1979 | 291            | 303       | 11                            | 23        | 280                          | 280       | 0                                  | 0         | 60               | 21                |
| BOSQUE   | 1958 | 429            | 440       | 429                           | 440       | 0                            | 0         | 0                                  | 0         | 0                | 399               |
|          | 1964 | 971            | 1,207     | 841                           | 1,141     | 0                            | 0         | 130                                | 66        | 3                | 365               |
|          | 1969 | 3,453          | 4,203     | 2,804                         | 3,394     | 325                          | 377       | 324                                | 432       | 9                | 2,877             |
|          | 1974 | 2,742          | 1,059     | 1,636                         | 614       | 435                          | 175       | 671                                | 270       | 10               | 2,241             |
|          | 1979 | 1,183          | 571       | 1,123                         | 556       | 60                           | 15        | 0                                  | 0         | 10               | 1,183             |
| BOWIE    | 1958 | 4,858          | 4,315     | 4,045                         | 3,346     | 563                          | 344       | 250                                | 625       | 13               | 1,550             |
|          | 1964 | 2,886          | 3,902     | 2,098                         | 2,095     | 220                          | 103       | 568                                | 1,704     | 20               | 738               |
|          | 1969 | 1,612          | 2,495     | 1,034                         | 1,519     | 78                           | 26        | 500                                | 950       | 19               | 45                |
|          | 1974 | 1,710          | 3,029     | 1,278                         | 1,733     | 432                          | 1,296     | 0                                  | 0         | 19               | 0                 |
|          | 1979 | 2,282          | 6,496     | 1,842                         | 5,526     | 440                          | 970       | 0                                  | 0         | 20               | 140               |
| BRAZORIA | 1958 | 51,295         | 167,389   | 43,950                        | 146,775   | 4,995                        | 12,389    | 2,350                              | 8,225     | 43               | 0                 |
|          | 1964 | 56,355         | 133,783   | 52,650                        | 126,318   | 2,555                        | 4,878     | 1,150                              | 2,587     | 18               | 0                 |
|          | 1969 | 69,560         | 218,068   | 59,170                        | 192,303   | 7,940                        | 18,211    | 2,450                              | 7,554     | 30               | 0                 |
|          | 1974 | 59,368         | 158,315   | 50,399                        | 134,397   | 6,219                        | 16,584    | 2,750                              | 7,334     | 30               | 0                 |
|          | 1979 | 67,098         | 141,760   | 56,890                        | 123,262   | 4,387                        | 6,371     | 5,821                              | 12,127    | 40               | 1,630             |
| BRAZOS   | 1958 | 17,600         | 15,079    | 5,250                         | 4,415     | 11,850                       | 10,257    | 500                                | 407       | 238              | 2,090             |
|          | 1964 | 24,830         | 25,730    | 9,140                         | 10,001    | 15,590                       | 15,696    | 100                                | 33        | 295              | 1,070             |
|          | 1969 | 20,690         | 17,776    | 1,170                         | 1,003     | 8,750                        | 7,297     | 10,770                             | 9,476     | 305              | 1,060             |
|          | 1974 | 8,700          | 5,908     | 0                             | 0         | 2,800                        | 1,975     | 5,900                              | 3,933     | 300              | 300               |
|          | 1979 | 10,950         | 8,258     | 350                           | 313       | 3,100                        | 2,325     | 7,500                              | 5,620     | 300              | 450               |

TABLE 1.--IRRIGATION SUMMARY FOR COUNTIES, 1958, 1964, 1969, 1974, AND 1979--CONTINUED

| COUNTY   | YEAR | ALL IRRIGATION |           | SURFACE-WATER IRRIGATION ONLY |           | GROUND-WATER IRRIGATION ONLY |           | IRRIGATION USING COMBINED SUPPLIES |            |                         | IRRI-GATION WELLS | SPRINKLER SYSTEMS |
|----------|------|----------------|-----------|-------------------------------|-----------|------------------------------|-----------|------------------------------------|------------|-------------------------|-------------------|-------------------|
|          |      | ACRES          | ACRE-FEET | ACRES                         | ACRE-FEET | ACRES                        | ACRE-FEET | ACRES                              | ACRE- FEET | SURFACE SOURCE- PERCENT | NUMBER            | ACRES             |
| BREWSTER | 1958 | 234            | 588       | 234                           | 588       | 0                            | 0         | 0                                  | 0          | 0                       | 0                 | 0                 |
|          | 1964 | 220            | 715       | 200                           | 665       | 20                           | 50        | 0                                  | 0          | 0                       | 1                 | 0                 |
|          | 1969 | 0              | 0         | 0                             | 0         | 0                            | 0         | 0                                  | 0          | 0                       | 3                 | 0                 |
|          | 1974 | 148            | 379       | 83                            | 249       | 65                           | 130       | 0                                  | 0          | 0                       | 4                 | 0                 |
|          | 1979 | 248            | 627       | 97                            | 316       | 151                          | 311       | 0                                  | 0          | 0                       | 6                 | 0                 |
| BRISCOE  | 1958 | 55,000         | 38,817    | 0                             | 0         | 55,000                       | 38,817    | 0                                  | 0          | 0                       | 539               | 3,200             |
|          | 1964 | 70,200         | 111,348   | 0                             | 0         | 70,200                       | 111,348   | 0                                  | 0          | 0                       | 607               | 2,700             |
|          | 1969 | 63,970         | 96,069    | 260                           | 367       | 63,710                       | 95,702    | 0                                  | 0          | 0                       | 650               | 2,520             |
|          | 1974 | 66,196         | 103,045   | 672                           | 1,026     | 65,524                       | 102,019   | 0                                  | 0          | 0                       | 821               | 4,189             |
|          | 1979 | 65,776         | 95,350    | 252                           | 315       | 65,524                       | 95,035    | 0                                  | 0          | 0                       | 815               | 4,887             |
| BROOKS   | 1958 | 690            | 173       | 0                             | 0         | 690                          | 173       | 0                                  | 0          | 0                       | 25                | 690               |
|          | 1964 | 2,270          | 1,675     | 0                             | 0         | 2,270                        | 1,675     | 0                                  | 0          | 0                       | 22                | 2,270             |
|          | 1969 | 1,970          | 1,025     | 0                             | 0         | 1,970                        | 1,025     | 0                                  | 0          | 0                       | 30                | 1,970             |
|          | 1974 | 2,619          | 1,632     | 0                             | 0         | 2,619                        | 1,632     | 0                                  | 0          | 0                       | 38                | 2,619             |
|          | 1979 | 285            | 123       | 0                             | 0         | 285                          | 123       | 0                                  | 0          | 0                       | 27                | 285               |
| BROWN    | 1958 | 3,696          | 1,384     | 3,696                         | 1,384     | 0                            | 0         | 0                                  | 0          | 0                       | 0                 | 0                 |
|          | 1964 | 4,997          | 7,247     | 4,997                         | 7,247     | 0                            | 0         | 0                                  | 0          | 0                       | 0                 | 60                |
|          | 1969 | 10,466         | 25,887    | 9,739                         | 24,855    | 727                          | 1,032     | 0                                  | 0          | 0                       | 25                | 1,322             |
|          | 1974 | 11,016         | 28,104    | 10,289                        | 27,072    | 727                          | 1,032     | 0                                  | 0          | 0                       | 25                | 1,407             |
|          | 1979 | 7,904          | 5,732     | 7,177                         | 5,030     | 727                          | 702       | 0                                  | 0          | 0                       | 49                | 1,507             |
| BURLESON | 1958 | 10,460         | 10,447    | 640                           | 640       | 9,820                        | 9,807     | 0                                  | 0          | 0                       | 222               | 300               |
|          | 1964 | 18,605         | 19,745    | 2,524                         | 3,306     | 16,081                       | 16,439    | 0                                  | 0          | 0                       | 247               | 170               |
|          | 1969 | 14,040         | 17,132    | 2,069                         | 2,229     | 11,971                       | 14,903    | 0                                  | 0          | 0                       | 225               | 0                 |
|          | 1974 | 14,635         | 9,762     | 1,995                         | 1,369     | 12,640                       | 8,393     | 0                                  | 0          | 0                       | 235               | 130               |
|          | 1979 | 11,613         | 8,798     | 250                           | 175       | 11,363                       | 8,623     | 0                                  | 0          | 0                       | 240               | 25                |
| BURNET   | 1958 | 370            | 388       | 280                           | 313       | 90                           | 75        | 0                                  | 0          | 0                       | 1                 | 260               |
|          | 1964 | 486            | 1,064     | 448                           | 1,026     | 38                           | 38        | 0                                  | 0          | 0                       | 3                 | 448               |
|          | 1969 | 970            | 1,408     | 889                           | 1,287     | 81                           | 121       | 0                                  | 0          | 0                       | 3                 | 889               |
|          | 1974 | 690            | 518       | 509                           | 382       | 181                          | 136       | 0                                  | 0          | 0                       | 5                 | 589               |
|          | 1979 | 81             | 176       | 0                             | 0         | 81                           | 176       | 0                                  | 0          | 0                       | 5                 | 50                |
| CALDWELL | 1958 | 1,105          | 990       | 850                           | 777       | 255                          | 213       | 0                                  | 0          | 0                       | 5                 | 700               |
|          | 1964 | 780            | 681       | 400                           | 347       | 380                          | 334       | 0                                  | 0          | 0                       | 10                | 525               |
|          | 1969 | 382            | 225       | 206                           | 79        | 176                          | 146       | 0                                  | 0          | 0                       | 10                | 206               |
|          | 1974 | 1,755          | 1,660     | 1,620                         | 1,563     | 135                          | 97        | 0                                  | 0          | 0                       | 10                | 1,675             |
|          | 1979 | 337            | 262       | 264                           | 213       | 73                           | 49        | 0                                  | 0          | 0                       | 10                | 250               |

TABLE 1.--IRRIGATION SUMMARY FOR COUNTIES, 1958, 1964, 1969, 1974, AND 1979--CONTINUED

| COUNTY   | YEAR | ALL IRRIGATION |           | SURFACE-WATER IRRIGATION ONLY |           | GROUND-WATER IRRIGATION ONLY |           | IRRIGATION USING COMBINED SUPPLIES |            |                         | IRRI-GATION WELLS | SPRINKLER SYSTEMS |
|----------|------|----------------|-----------|-------------------------------|-----------|------------------------------|-----------|------------------------------------|------------|-------------------------|-------------------|-------------------|
|          |      | ACRES          | ACRE-FEET | ACRES                         | ACRE-FEET | ACRES                        | ACRE-FEET | ACRES                              | ACRE- FEET | SURFACE SOURCE- PERCENT | NUMBER            | ACRES             |
| CALHOUN  | 1958 | 7,947          | 14,739    | 7,427                         | 14,479    | 520                          | 260       | 0                                  | 0          | 0                       | 7                 | 120               |
|          | 1964 | 7,627          | 22,480    | 6,947                         | 21,886    | 680                          | 594       | 0                                  | 0          | 0                       | 7                 | 0                 |
|          | 1969 | 8,832          | 38,579    | 7,993                         | 37,035    | 839                          | 1,544     | 0                                  | 0          | 0                       | 7                 | 0                 |
|          | 1974 | 11,019         | 43,171    | 10,114                        | 40,456    | 905                          | 2,715     | 0                                  | 0          | 0                       | 4                 | 0                 |
|          | 1979 | 12,196         | 35,843    | 9,214                         | 27,642    | 2,982                        | 8,201     | 0                                  | 0          | 0                       | 15                | 0                 |
| CALLAHAN | 1958 | 0              | 0         | 0                             | 0         | 0                            | 0         | 0                                  | 0          | 0                       | 0                 | 0                 |
|          | 1964 | 319            | 160       | 160                           | 81        | 159                          | 79        | 0                                  | 0          | 0                       | 12                | 319               |
|          | 1969 | 1,002          | 1,670     | 465                           | 775       | 537                          | 895       | 0                                  | 0          | 0                       | 41                | 1,002             |
|          | 1974 | 1,425          | 1,819     | 685                           | 868       | 740                          | 951       | 0                                  | 0          | 0                       | 66                | 1,385             |
|          | 1979 | 1,155          | 698       | 435                           | 266       | 720                          | 432       | 0                                  | 0          | 0                       | 74                | 1,155             |
| CAMERON  | 1958 | 280,823        | 585,132   | 261,840                       | 537,091   | 716                          | 1,670     | 18,267                             | 46,371     | 59                      | 80                | 3,000             |
|          | 1964 | 282,800        | 366,500   | 274,400                       | 355,100   | 400                          | 400       | 8,000                              | 11,000     | 70                      | 40                | 200               |
|          | 1969 | 287,445        | 414,528   | 287,445                       | 414,528   | 0                            | 0         | 0                                  | 0          | 0                       | 40                | 0                 |
|          | 1974 | 287,445        | 392,245   | 287,445                       | 392,245   | 0                            | 0         | 0                                  | 0          | 0                       | 40                | 0                 |
|          | 1979 | 287,445        | 330,067   | 287,445                       | 330,067   | 0                            | 0         | 0                                  | 0          | 0                       | 0                 | 0                 |
| CAMP     | 1958 | 2              | 1         | 2                             | 1         | 0                            | 0         | 0                                  | 0          | 0                       | 0                 | 2                 |
|          | 1964 | 340            | 117       | 25                            | 12        | 0                            | 0         | 315                                | 105        | 20                      | 1                 | 340               |
|          | 1969 | 287            | 192       | 137                           | 92        | 50                           | 25        | 100                                | 75         | 70                      | 1                 | 287               |
|          | 1974 | 0              | 0         | 0                             | 0         | 0                            | 0         | 0                                  | 0          | 0                       | 0                 | 0                 |
|          | 1979 | 0              | 0         | 0                             | 0         | 0                            | 0         | 0                                  | 0          | 0                       | 0                 | 0                 |
| CARSON   | 1958 | 65,400         | 61,065    | 0                             | 0         | 65,400                       | 61,065    | 0                                  | 0          | 0                       | 206               | 0                 |
|          | 1964 | 104,310        | 149,906   | 0                             | 0         | 104,310                      | 149,906   | 0                                  | 0          | 0                       | 495               | 0                 |
|          | 1969 | 124,725        | 175,800   | 0                             | 0         | 124,725                      | 175,800   | 0                                  | 0          | 0                       | 565               | 150               |
|          | 1974 | 130,420        | 184,354   | 0                             | 0         | 130,420                      | 184,354   | 0                                  | 0          | 0                       | 724               | 350               |
|          | 1979 | 134,050        | 160,365   | 0                             | 0         | 134,050                      | 160,365   | 0                                  | 0          | 0                       | 788               | 3,790             |
| CASS     | 1958 | 29             | 16        | 29                            | 16        | 0                            | 0         | 0                                  | 0          | 0                       | 0                 | 29                |
|          | 1964 | 130            | 62        | 130                           | 62        | 0                            | 0         | 0                                  | 0          | 0                       | 0                 | 130               |
|          | 1969 | 100            | 50        | 100                           | 50        | 0                            | 0         | 0                                  | 0          | 0                       | 0                 | 100               |
|          | 1974 | 0              | 0         | 0                             | 0         | 0                            | 0         | 0                                  | 0          | 0                       | 0                 | 0                 |
|          | 1979 | 0              | 0         | 0                             | 0         | 0                            | 0         | 0                                  | 0          | 0                       | 0                 | 0                 |
| CASTRO   | 1958 | 401,670        | 354,475   | 0                             | 0         | 401,670                      | 354,475   | 0                                  | 0          | 0                       | 2,600             | 0                 |
|          | 1964 | 406,500        | 634,300   | 0                             | 0         | 406,500                      | 634,300   | 0                                  | 0          | 0                       | 3,150             | 1,000             |
|          | 1969 | 411,500        | 548,634   | 0                             | 0         | 411,500                      | 548,634   | 0                                  | 0          | 0                       | 3,350             | 480               |
|          | 1974 | 408,948        | 546,160   | 0                             | 0         | 408,948                      | 546,160   | 0                                  | 0          | 0                       | 3,950             | 4,900             |
|          | 1979 | 368,650        | 411,731   | 0                             | 0         | 368,650                      | 411,731   | 0                                  | 0          | 0                       | 3,950             | 16,150            |

TABLE 1.--IRRIGATION SUMMARY FOR COUNTIES, 1958, 1964, 1969, 1974, AND 1979--CONTINUED

| COUNTY    | YEAR | ALL IRRIGATION |           | SURFACE-WATER IRRIGATION ONLY |           | GROUND-WATER IRRIGATION ONLY |           | IRRIGATION USING COMBINED SUPPLIES |           |                        | IRRIGATION WELLS NUMBER | SPRINKLER SYSTEMS ACRES |
|-----------|------|----------------|-----------|-------------------------------|-----------|------------------------------|-----------|------------------------------------|-----------|------------------------|-------------------------|-------------------------|
|           |      | ACRES          | ACRE-FEET | ACRES                         | ACRE-FEET | ACRES                        | ACRE-FEET | ACRES                              | ACRE-FEET | SURFACE SOURCE PERCENT |                         |                         |
| CHAMBERS  | 1958 | 39,273         | 117,819   | 36,339                        | 109,017   | 0                            | 0         | 2,934                              | 8,802     | 75                     | 4                       | 0                       |
|           | 1964 | 45,315         | 113,262   | 45,315                        | 113,262   | 0                            | 0         | 0                                  | 0         | 0                      | 0                       | 15                      |
|           | 1969 | 51,383         | 128,457   | 51,383                        | 128,457   | 0                            | 0         | 0                                  | 0         | 0                      | 4                       | 0                       |
|           | 1974 | 50,105         | 125,262   | 50,105                        | 125,262   | 0                            | 0         | 0                                  | 0         | 0                      | 4                       | 0                       |
|           | 1979 | 53,090         | 106,180   | 53,090                        | 106,180   | 0                            | 0         | 0                                  | 0         | 0                      | 0                       | 0                       |
| CHEROKEE  | 1958 | 580            | 152       | 580                           | 152       | 0                            | 0         | 0                                  | 0         | 0                      | 0                       | 580                     |
|           | 1964 | 660            | 147       | 580                           | 116       | 80                           | 31        | 0                                  | 0         | 0                      | 2                       | 660                     |
|           | 1969 | 202            | 121       | 170                           | 87        | 32                           | 34        | 0                                  | 0         | 0                      | 6                       | 109                     |
|           | 1974 | 123            | 70        | 18                            | 3         | 40                           | 13        | 65                                 | 54        | 50                     | 2                       | 118                     |
|           | 1979 | 131            | 152       | 66                            | 22        | 0                            | 0         | 65                                 | 130       | 50                     | 1                       | 131                     |
| CHILDRESS | 1958 | 7,500          | 12,499    | 0                             | 0         | 7,500                        | 12,499    | 0                                  | 0         | 0                      | 91                      | 700                     |
|           | 1964 | 11,356         | 17,261    | 0                             | 0         | 11,356                       | 17,261    | 0                                  | 0         | 0                      | 137                     | 1,976                   |
|           | 1969 | 11,601         | 8,903     | 0                             | 0         | 11,601                       | 8,903     | 0                                  | 0         | 0                      | 142                     | 2,680                   |
|           | 1974 | 12,033         | 9,383     | 0                             | 0         | 12,033                       | 9,383     | 0                                  | 0         | 0                      | 145                     | 3,167                   |
|           | 1979 | 11,746         | 9,747     | 0                             | 0         | 11,746                       | 9,747     | 0                                  | 0         | 0                      | 150                     | 5,077                   |
| CLAY      | 1958 | 0              | 0         | 0                             | 0         | 0                            | 0         | 0                                  | 0         | 0                      | 0                       | 0                       |
|           | 1964 | 155            | 215       | 20                            | 30        | 135                          | 185       | 0                                  | 0         | 0                      | 10                      | 155                     |
|           | 1969 | 190            | 330       | 35                            | 70        | 155                          | 260       | 0                                  | 0         | 0                      | 8                       | 190                     |
|           | 1974 | 345            | 543       | 175                           | 240       | 170                          | 303       | 0                                  | 0         | 0                      | 8                       | 345                     |
|           | 1979 | 469            | 317       | 225                           | 156       | 244                          | 162       | 0                                  | 0         | 0                      | 10                      | 469                     |
| COCHRAN   | 1958 | 65,600         | 108,784   | 0                             | 0         | 65,600                       | 108,784   | 0                                  | 0         | 0                      | 1,200                   | 46,000                  |
|           | 1964 | 88,600         | 125,266   | 0                             | 0         | 88,600                       | 125,266   | 0                                  | 0         | 0                      | 1,375                   | 61,100                  |
|           | 1969 | 84,600         | 65,312    | 0                             | 0         | 84,600                       | 65,312    | 0                                  | 0         | 0                      | 1,543                   | 77,400                  |
|           | 1974 | 104,474        | 85,564    | 0                             | 0         | 104,474                      | 85,564    | 0                                  | 0         | 0                      | 1,586                   | 94,806                  |
|           | 1979 | 105,195        | 28,095    | 0                             | 0         | 105,195                      | 28,095    | 0                                  | 0         | 0                      | 1,647                   | 104,318                 |
| COKE      | 1958 | 173            | 219       | 141                           | 176       | 32                           | 43        | 0                                  | 0         | 0                      | 3                       | 0                       |
|           | 1964 | 639            | 931       | 639                           | 931       | 0                            | 0         | 0                                  | 0         | 0                      | 2                       | 358                     |
|           | 1969 | 718            | 1,306     | 555                           | 1,128     | 163                          | 178       | 0                                  | 0         | 0                      | 3                       | 323                     |
|           | 1974 | 497            | 766       | 477                           | 746       | 20                           | 20        | 0                                  | 0         | 0                      | 5                       | 477                     |
|           | 1979 | 316            | 554       | 88                            | 132       | 228                          | 422       | 0                                  | 0         | 0                      | 7                       | 316                     |
| COLEMAN   | 1958 | 350            | 242       | 350                           | 242       | 0                            | 0         | 0                                  | 0         | 0                      | 0                       | 190                     |
|           | 1964 | 439            | 830       | 439                           | 830       | 0                            | 0         | 0                                  | 0         | 0                      | 0                       | 439                     |
|           | 1969 | 1,238          | 1,407     | 1,238                         | 1,407     | 0                            | 0         | 0                                  | 0         | 0                      | 0                       | 1,068                   |
|           | 1974 | 2,147          | 2,836     | 2,147                         | 2,836     | 0                            | 0         | 0                                  | 0         | 0                      | 0                       | 1,836                   |
|           | 1979 | 2,420          | 3,609     | 2,420                         | 3,609     | 0                            | 0         | 0                                  | 0         | 0                      | 0                       | 2,149                   |

TABLE 1.--IRRIGATION SUMMARY FOR COUNTIES, 1958, 1964, 1969, 1974, AND 1979--CONTINUED

| COUNTY        | YEAR | ALL IRRIGATION |           | SURFACE-WATER IRRIGATION ONLY |           | GROUND-WATER IRRIGATION ONLY |           | IRRIGATION USING COMBINED SUPPLIES |           |                        | IRRI-GATION WELLS | SPRINKLER SYSTEMS |
|---------------|------|----------------|-----------|-------------------------------|-----------|------------------------------|-----------|------------------------------------|-----------|------------------------|-------------------|-------------------|
|               |      | ACRES          | ACRE-FEET | ACRES                         | ACRE-FEET | ACRES                        | ACRE-FEET | ACRES                              | ACRE-FEET | SURFACE SOURCE-PERCENT | NUMBER            | ACRES             |
| COLLIN        | 1958 | 120            | 40        | 120                           | 40        | 0                            | 0         | 0                                  | 0         | 0                      | 0                 | 70                |
|               | 1964 | 230            | 125       | 230                           | 125       | 0                            | 0         | 0                                  | 0         | 0                      | 0                 | 180               |
|               | 1969 | 135            | 22        | 135                           | 22        | 0                            | 0         | 0                                  | 0         | 0                      | 0                 | 55                |
|               | 1974 | 205            | 47        | 205                           | 47        | 0                            | 0         | 0                                  | 0         | 0                      | 0                 | 205               |
|               | 1979 | 0              | 0         | 0                             | 0         | 0                            | 0         | 0                                  | 0         | 0                      | 0                 | 0                 |
| COLLINGSWORTH | 1958 | 6,930          | 6,803     | 0                             | 0         | 6,930                        | 6,803     | 0                                  | 0         | 0                      | 54                | 5,810             |
|               | 1964 | 7,985          | 6,469     | 185                           | 162       | 7,800                        | 6,307     | 0                                  | 0         | 0                      | 100               | 6,625             |
|               | 1969 | 7,750          | 5,084     | 380                           | 237       | 7,370                        | 4,847     | 0                                  | 0         | 0                      | 130               | 6,420             |
|               | 1974 | 8,975          | 17,640    | 155                           | 262       | 8,820                        | 17,378    | 0                                  | 0         | 0                      | 144               | 7,655             |
|               | 1979 | 6,081          | 2,881     | 40                            | 22        | 6,041                        | 2,860     | 0                                  | 0         | 0                      | 143               | 5,236             |
| COLORADO      | 1958 | 37,284         | 111,422   | 28,370                        | 84,877    | 8,214                        | 24,445    | 700                                | 2,100     | 54                     | 60                | 700               |
|               | 1964 | 37,485         | 147,647   | 26,276                        | 111,800   | 8,792                        | 26,936    | 2,417                              | 8,911     | 53                     | 86                | 450               |
|               | 1969 | 42,741         | 175,740   | 28,118                        | 125,456   | 14,293                       | 49,046    | 330                                | 1,238     | 50                     | 115               | 0                 |
|               | 1974 | 47,478         | 178,127   | 28,710                        | 114,720   | 13,686                       | 45,619    | 5,082                              | 17,788    | 20                     | 95                | 0                 |
|               | 1979 | 45,685         | 154,254   | 27,746                        | 97,111    | 13,257                       | 41,926    | 4,682                              | 15,217    | 22                     | 105               | 25                |
| COMAL         | 1958 | 362            | 287       | 80                            | 72        | 282                          | 215       | 0                                  | 0         | 0                      | 5                 | 293               |
|               | 1964 | 200            | 203       | 175                           | 191       | 25                           | 12        | 0                                  | 0         | 0                      | 4                 | 125               |
|               | 1969 | 323            | 149       | 0                             | 0         | 323                          | 149       | 0                                  | 0         | 0                      | 6                 | 147               |
|               | 1974 | 319            | 192       | 41                            | 20        | 278                          | 172       | 0                                  | 0         | 0                      | 6                 | 115               |
|               | 1979 | 422            | 173       | 18                            | 5         | 404                          | 168       | 0                                  | 0         | 0                      | 11                | 316               |
| COMANCHE      | 1958 | 1,585          | 1,306     | 580                           | 373       | 1,005                        | 933       | 0                                  | 0         | 0                      | 32                | 1,525             |
|               | 1964 | 2,595          | 2,407     | 967                           | 1,032     | 1,255                        | 840       | 373                                | 535       | 60                     | 83                | 2,575             |
|               | 1969 | 20,026         | 19,552    | 6,486                         | 6,186     | 11,856                       | 11,744    | 1,684                              | 1,622     | 44                     | 1,000             | 19,626            |
|               | 1974 | 21,717         | 18,253    | 8,166                         | 6,875     | 12,016                       | 10,024    | 1,535                              | 1,354     | 49                     | 1,050             | 21,317            |
|               | 1979 | 34,841         | 22,631    | 18,181                        | 10,136    | 15,495                       | 11,621    | 1,165                              | 874       | 50                     | 1,100             | 29,218            |
| CONCHO        | 1958 | 500            | 250       | 500                           | 250       | 0                            | 0         | 0                                  | 0         | 0                      | 0                 | 70                |
|               | 1964 | 1,355          | 1,931     | 836                           | 1,336     | 519                          | 595       | 0                                  | 0         | 0                      | 15                | 325               |
|               | 1969 | 1,530          | 1,868     | 1,003                         | 1,442     | 527                          | 426       | 0                                  | 0         | 0                      | 13                | 665               |
|               | 1974 | 1,228          | 740       | 862                           | 481       | 366                          | 259       | 0                                  | 0         | 0                      | 13                | 117               |
|               | 1979 | 906            | 654       | 433                           | 331       | 473                          | 323       | 0                                  | 0         | 0                      | 22                | 20                |
| COOKE         | 1958 | 0              | 0         | 0                             | 0         | 0                            | 0         | 0                                  | 0         | 0                      | 0                 | 0                 |
|               | 1964 | 288            | 187       | 132                           | 66        | 156                          | 121       | 0                                  | 0         | 0                      | 4                 | 256               |
|               | 1969 | 397            | 217       | 168                           | 84        | 115                          | 47        | 114                                | 86        | 50                     | 9                 | 367               |
|               | 1974 | 379            | 169       | 168                           | 81        | 131                          | 55        | 80                                 | 33        | 60                     | 12                | 349               |
|               | 1979 | 384            | 120       | 159                           | 60        | 225                          | 60        | 0                                  | 0         | 0                      | 7                 | 194               |



TABLE 1.--IRRIGATION SUMMARY FOR COUNTIES, 1958, 1964, 1969, 1974, AND 1979--CONTINUED

| COUNTY    | YEAR  | ALL IRRIGATION |           | SURFACE-WATER IRRIGATION ONLY |           | GROUND-WATER IRRIGATION ONLY |           | IRRIGATION USING COMBINED SUPPLIES |           |                        | IRRI-GATION WELLS | SPRINKLER SYSTEMS |
|-----------|-------|----------------|-----------|-------------------------------|-----------|------------------------------|-----------|------------------------------------|-----------|------------------------|-------------------|-------------------|
|           |       | ACRES          | ACRE-FEET | ACRES                         | ACRE-FEET | ACRES                        | ACRE-FEET | ACRES                              | ACRE-FEET | SURFACE SOURCE-PERCENT | NUMBER            | ACRES             |
| CORYELL   | 1958  | 355            | 185       | 345                           | 180       | 10                           | 5         | 0                                  | 0         | 0                      | 1                 | 115               |
|           | 1964  | 645            | 331       | 635                           | 324       | 10                           | 7         | 0                                  | 0         | 0                      | 1                 | 300               |
|           | 1969  | 665            | 700       | 640                           | 675       | 25                           | 25        | 0                                  | 0         | 0                      | 1                 | 465               |
|           | 1974  | 665            | 609       | 640                           | 588       | 25                           | 21        | 0                                  | 0         | 0                      | 1                 | 465               |
|           | 1979  | 490            | 314       | 490                           | 314       | 0                            | 0         | 0                                  | 0         | 0                      | 1                 | 340               |
| COTTLE    | 1958  | 11,973         | 18,385    | 0                             | 0         | 11,973                       | 18,385    | 0                                  | 0         | 0                      | 125               | 9,075             |
|           | 1964  | 13,250         | 13,688    | 0                             | 0         | 13,250                       | 13,688    | 0                                  | 0         | 0                      | 156               | 10,000            |
|           | 1969  | 5,450          | 5,463     | 0                             | 0         | 5,450                        | 5,463     | 0                                  | 0         | 0                      | 130               | 2,610             |
|           | 1974  | 6,800          | 4,683     | 0                             | 0         | 6,800                        | 4,683     | 0                                  | 0         | 0                      | 135               | 2,920             |
|           | 1979  | 1,455          | 1,298     | 0                             | 0         | 1,455                        | 1,298     | 0                                  | 0         | 0                      | 135               | 963               |
| CRANE     | 1958  | 0              | 0         | 0                             | 0         | 0                            | 0         | 0                                  | 0         | 0                      | 0                 | 0                 |
|           | 1964  | 0              | 0         | 0                             | 0         | 0                            | 0         | 0                                  | 0         | 0                      | 0                 | 0                 |
|           | 1969  | 0              | 0         | 0                             | 0         | 0                            | 0         | 0                                  | 0         | 0                      | 0                 | 0                 |
|           | 1974  | 0              | 0         | 0                             | 0         | 0                            | 0         | 0                                  | 0         | 0                      | 0                 | 0                 |
|           | 1979  | 0              | 0         | 0                             | 0         | 0                            | 0         | 0                                  | 0         | 0                      | 0                 | 0                 |
| CROCKETT  | 1958  | 805            | 1,964     | 0                             | 0         | 765                          | 1,839     | 40                                 | 125       | 50                     | 9                 | 0                 |
|           | 1964  | 1,320          | 3,197     | 0                             | 0         | 1,320                        | 3,197     | 0                                  | 0         | 0                      | 16                | 1,010             |
|           | 1969  | 1,718          | 3,167     | 0                             | 0         | 1,718                        | 3,167     | 0                                  | 0         | 0                      | 19                | 1,439             |
|           | 1974  | 908            | 2,090     | 0                             | 0         | 908                          | 2,090     | 0                                  | 0         | 0                      | 20                | 888               |
|           | 1979  | 909            | 1,305     | 0                             | 0         | 909                          | 1,305     | 0                                  | 0         | 0                      | 22                | 909               |
| CROSBY    | 1958  | 200,000        | 139,148   | 0                             | 0         | 200,000                      | 139,148   | 0                                  | 0         | 0                      | 1,551             | 5,000             |
|           | 1964  | 168,400        | 188,448   | 0                             | 0         | 168,400                      | 188,448   | 0                                  | 0         | 0                      | 2,050             | 2,120             |
|           | 1969  | 167,350        | 215,809   | 160                           | 170       | 165,990                      | 214,106   | 1,200                              | 1,533     | 10                     | 2,082             | 3,145             |
|           | 1974  | 164,855        | 232,800   | 20                            | 13        | 163,315                      | 230,614   | 1,520                              | 1,973     | 50                     | 2,105             | 5,690             |
|           | *1979 | 52,800         | 43,088    | 0                             | 0         | *2,072                       | *2,380    | *50,728                            | *40,708   | 55                     | 2,124             | 10,160            |
| CULBERSON | 1958  | 9,905          | 29,176    | 0                             | 0         | 9,905                        | 29,176    | 0                                  | 0         | 0                      | 86                | 150               |
|           | 1964  | 10,480         | 24,512    | 0                             | 0         | 10,480                       | 24,512    | 0                                  | 0         | 0                      | 124               | 400               |
|           | 1969  | 8,974          | 31,861    | 0                             | 0         | 8,974                        | 31,861    | 0                                  | 0         | 0                      | 110               | 400               |
|           | 1974  | 8,429          | 28,935    | 0                             | 0         | 8,429                        | 28,935    | 0                                  | 0         | 0                      | 122               | 560               |
|           | 1979  | 21,105         | 46,885    | 0                             | 0         | 21,105                       | 46,885    | 0                                  | 0         | 0                      | 182               | 13,619            |
| DALLAM    | 1958  | 42,225         | 49,874    | 0                             | 0         | 42,225                       | 49,874    | 0                                  | 0         | 0                      | 271               | 660               |
|           | 1964  | 76,970         | 120,083   | 0                             | 0         | 76,970                       | 120,083   | 0                                  | 0         | 0                      | 342               | 9,620             |
|           | 1969  | 128,600        | 160,985   | 0                             | 0         | 128,600                      | 160,985   | 0                                  | 0         | 0                      | 712               | 49,902            |
|           | 1974  | 155,905        | 243,520   | 0                             | 0         | 155,905                      | 243,520   | 0                                  | 0         | 0                      | 900               | 93,120            |
|           | 1979  | 220,515        | 323,345   | 0                             | 0         | 220,515                      | 323,345   | 0                                  | 0         | 0                      | 1,200             | 148,950           |

\*In 1979, rainfall runoff in playa lakes was used as a significant source of irrigation water in Crosby County.

TABLE 1.--IRRIGATION SUMMARY FOR COUNTIES, 1958, 1964, 1969, 1974, AND 1979--CONTINUED

| COUNTY     | YEAR | ALL IRRIGATION |           | SURFACE-WATER IRRIGATION ONLY |           | GROUND-WATER IRRIGATION ONLY |           | IRRIGATION USING COMBINED SUPPLIES |           |                        | IRRI-GATION WELLS | SPRINKLER SYSTEMS |
|------------|------|----------------|-----------|-------------------------------|-----------|------------------------------|-----------|------------------------------------|-----------|------------------------|-------------------|-------------------|
|            |      | ACRES          | ACRE-FEET | ACRES                         | ACRE-FEET | ACRES                        | ACRE-FEET | ACRES                              | ACRE-FEET | SURFACE SOURCE-PERCENT | NUMBER            | ACRES             |
| DALLAS     | 1958 | 1,765          | 977       | 1,765                         | 977       | 0                            | 0         | 0                                  | 0         | 0                      | 0                 | 1,365             |
|            | 1964 | 1,495          | 563       | 1,045                         | 412       | 0                            | 0         | 450                                | 151       | 70                     | 2                 | 1,045             |
|            | 1969 | 240            | 240       | 165                           | 157       | 75                           | 83        | 0                                  | 0         | 0                      | 6                 | 75                |
|            | 1974 | 265            | 248       | 120                           | 118       | 145                          | 130       | 0                                  | 0         | 0                      | 8                 | 195               |
|            | 1979 | 0              | 0         | 0                             | 0         | 0                            | 0         | 0                                  | 0         | 0                      | 6                 | 0                 |
| DAWSON     | 1958 | 70,000         | 105,116   | 0                             | 0         | 70,000                       | 105,116   | 0                                  | 0         | 0                      | 570               | 70,000            |
|            | 1964 | 100,000        | 148,783   | 0                             | 0         | 100,000                      | 148,783   | 0                                  | 0         | 0                      | 1,400             | 99,500            |
|            | 1969 | 74,570         | 42,192    | 30                            | 23        | 74,540                       | 42,169    | 0                                  | 0         | 0                      | 1,500             | 74,010            |
|            | 1974 | 52,020         | 31,245    | 0                             | 0         | 52,020                       | 31,245    | 0                                  | 0         | 0                      | 1,520             | 52,020            |
|            | 1979 | 56,700         | 9,700     | 0                             | 0         | 56,700                       | 9,700     | 0                                  | 0         | 0                      | 1,540             | 56,700            |
| DEAF SMITH | 1958 | 282,660        | 407,293   | 0                             | 0         | 282,660                      | 407,293   | 0                                  | 0         | 0                      | 2,300             | 0                 |
|            | 1964 | 304,400        | 469,145   | 0                             | 0         | 304,400                      | 469,145   | 0                                  | 0         | 0                      | 2,300             | 300               |
|            | 1969 | 275,100        | 481,525   | 0                             | 0         | 275,100                      | 481,525   | 0                                  | 0         | 0                      | 2,800             | 200               |
|            | 1974 | 310,000        | 514,799   | 0                             | 0         | 310,000                      | 514,799   | 0                                  | 0         | 0                      | 3,522             | 4,400             |
|            | 1979 | 294,500        | 315,706   | 0                             | 0         | 294,500                      | 315,706   | 0                                  | 0         | 0                      | 3,722             | 18,750            |
| DELTA      | 1958 | 0              | 0         | 0                             | 0         | 0                            | 0         | 0                                  | 0         | 0                      | 0                 | 0                 |
|            | 1964 | 0              | 0         | 0                             | 0         | 0                            | 0         | 0                                  | 0         | 0                      | 0                 | 0                 |
|            | 1969 | 0              | 0         | 0                             | 0         | 0                            | 0         | 0                                  | 0         | 0                      | 0                 | 0                 |
|            | 1974 | 0              | 0         | 0                             | 0         | 0                            | 0         | 0                                  | 0         | 0                      | 0                 | 0                 |
|            | 1979 | 0              | 0         | 0                             | 0         | 0                            | 0         | 0                                  | 0         | 0                      | 0                 | 0                 |
| DENTON     | 1958 | 2,165          | 1,325     | 2,165                         | 1,325     | 0                            | 0         | 0                                  | 0         | 0                      | 0                 | 1,165             |
|            | 1964 | 390            | 290       | 390                           | 290       | 0                            | 0         | 0                                  | 0         | 0                      | 0                 | 390               |
|            | 1969 | 410            | 179       | 310                           | 121       | 100                          | 58        | 0                                  | 0         | 0                      | 1                 | 410               |
|            | 1974 | 360            | 154       | 30                            | 8         | 330                          | 146       | 0                                  | 0         | 0                      | 6                 | 360               |
|            | 1979 | 470            | 208       | 30                            | 8         | 440                          | 201       | 0                                  | 0         | 0                      | 10                | 470               |
| DEWITT     | 1958 | 770            | 1,005     | 340                           | 446       | 430                          | 559       | 0                                  | 0         | 0                      | 13                | 480               |
|            | 1964 | 1,996          | 1,953     | 181                           | 220       | 1,787                        | 1,710     | 28                                 | 23        | 4                      | 28                | 1,738             |
|            | 1969 | 891            | 789       | 157                           | 225       | 734                          | 564       | 0                                  | 0         | 0                      | 25                | 839               |
|            | 1974 | 1,256          | 987       | 157                           | 166       | 1,099                        | 821       | 0                                  | 0         | 0                      | 30                | 1,204             |
|            | 1979 | 440            | 147       | 60                            | 20        | 380                          | 127       | 0                                  | 0         | 0                      | 30                | 440               |
| DICKENS    | 1958 | 10,504         | 10,504    | 0                             | 0         | 10,504                       | 10,504    | 0                                  | 0         | 0                      | 453               | 420               |
|            | 1964 | 11,994         | 11,994    | 0                             | 0         | 11,994                       | 11,994    | 0                                  | 0         | 0                      | 472               | 1,925             |
|            | 1969 | 19,047         | 16,916    | 410                           | 385       | 18,337                       | 16,281    | 300                                | 250       | 40                     | 550               | 7,390             |
|            | 1974 | 19,137         | 15,288    | 320                           | 267       | 18,817                       | 15,021    | 0                                  | 0         | 0                      | 550               | 4,240             |
|            | 1979 | 12,957         | 3,279     | 420                           | 112       | 12,537                       | 3,167     | 0                                  | 0         | 0                      | 550               | 7,220             |

TABLE 1.--IRRIGATION SUMMARY FOR COUNTIES, 1958, 1964, 1969, 1974, AND 1979--CONTINUED

| COUNTY   | YEAR | ALL IRRIGATION |           | SURFACE-WATER IRRIGATION ONLY |           | GROUND-WATER IRRIGATION ONLY |           | IRRIGATION USING COMBINED SUPPLIES |           |                        | IRRI-GATION WELLS | SPRINKLER SYSTEMS |
|----------|------|----------------|-----------|-------------------------------|-----------|------------------------------|-----------|------------------------------------|-----------|------------------------|-------------------|-------------------|
|          |      | ACRES          | ACRE-FEET | ACRES                         | ACRE-FEET | ACRES                        | ACRE-FEET | ACRES                              | ACRE-FEET | SURFACE SOURCE-PERCENT | NUMBER            | ACRES             |
| DIMMIT   | 1958 | 21,100         | 26,213    | 0                             | 0         | 13,950                       | 18,303    | 7,150                              | 7,910     | 50                     | 362               | 433               |
|          | 1964 | 19,718         | 28,241    | 0                             | 0         | 12,085                       | 14,873    | 7,633                              | 13,368    | 38                     | 382               | 790               |
|          | 1969 | 28,289         | 34,862    | 1,002                         | 1,440     | 18,423                       | 20,785    | 8,864                              | 12,637    | 48                     | 65                | 728               |
|          | 1974 | 23,576         | 33,522    | 315                           | 394       | 14,744                       | 18,781    | 8,517                              | 14,347    | 45                     | 65                | 2,292             |
|          | 1979 | 14,093         | 21,558    | 6,021                         | 9,029     | 5,722                        | 9,078     | 2,350                              | 3,451     | 20                     | 104               | 698               |
| DONLEY   | 1958 | 3,460          | 2,156     | 0                             | 0         | 3,460                        | 2,156     | 0                                  | 0         | 0                      | 20                | 2,110             |
|          | 1964 | 12,600         | 21,187    | 0                             | 0         | 12,600                       | 21,187    | 0                                  | 0         | 0                      | 150               | 6,720             |
|          | 1969 | 16,679         | 11,786    | 0                             | 0         | 16,679                       | 11,786    | 0                                  | 0         | 0                      | 235               | 10,617            |
|          | 1974 | 18,663         | 26,020    | 0                             | 0         | 18,663                       | 26,020    | 0                                  | 0         | 0                      | 244               | 11,992            |
|          | 1979 | 17,128         | 8,379     | 0                             | 0         | 17,128                       | 8,379     | 0                                  | 0         | 0                      | 170               | 11,166            |
| DUVAL    | 1958 | 305            | 142       | 0                             | 0         | 305                          | 142       | 0                                  | 0         | 0                      | 4                 | 305               |
|          | 1964 | 1,014          | 958       | 0                             | 0         | 1,014                        | 958       | 0                                  | 0         | 0                      | 7                 | 1,014             |
|          | 1969 | 4,111          | 2,369     | 20                            | 10        | 4,091                        | 2,359     | 0                                  | 0         | 0                      | 32                | 4,111             |
|          | 1974 | 3,845          | 2,909     | 0                             | 0         | 3,845                        | 2,909     | 0                                  | 0         | 0                      | 33                | 3,845             |
|          | 1979 | 4,752          | 2,208     | 0                             | 0         | 4,752                        | 2,208     | 0                                  | 0         | 0                      | 51                | 4,432             |
| EASTLAND | 1958 | 265            | 163       | 31                            | 16        | 234                          | 147       | 0                                  | 0         | 0                      | 13                | 265               |
|          | 1964 | 978            | 831       | 218                           | 97        | 700                          | 709       | 60                                 | 25        | 10                     | 33                | 978               |
|          | 1969 | 10,045         | 10,007    | 1,240                         | 1,308     | 6,927                        | 6,838     | 1,878                              | 1,861     | 40                     | 600               | 10,045            |
|          | 1974 | 10,386         | 10,459    | 1,330                         | 1,403     | 7,178                        | 7,178     | 1,878                              | 1,878     | 39                     | 650               | 10,386            |
|          | 1979 | 12,051         | 13,088    | 1,905                         | 2,096     | 8,130                        | 8,808     | 2,016                              | 2,184     | 38                     | 665               | 12,051            |
| ECTOR    | 1958 | 0              | 0         | 0                             | 0         | 0                            | 0         | 0                                  | 0         | 0                      | 0                 | 0                 |
|          | 1964 | 2,200          | 5,712     | 0                             | 0         | 2,200                        | 5,712     | 0                                  | 0         | 0                      | 200               | 2,200             |
|          | 1969 | 4,100          | 3,708     | 0                             | 0         | 3,500                        | 2,716     | 600                                | 992       | 90                     | 300               | 4,100             |
|          | 1974 | 2,980          | 3,607     | 0                             | 0         | 2,640                        | 3,308     | 340                                | 299       | 90                     | 500               | 2,980             |
|          | 1979 | 3,280          | 3,693     | 0                             | 0         | 2,910                        | 3,374     | 370                                | 319       | 90                     | 600               | 3,280             |
| EDWARDS  | 1958 | 277            | 210       | 277                           | 210       | 0                            | 0         | 0                                  | 0         | 0                      | 0                 | 277               |
|          | 1964 | 325            | 326       | 325                           | 326       | 0                            | 0         | 0                                  | 0         | 0                      | 0                 | 315               |
|          | 1969 | 310            | 248       | 310                           | 248       | 0                            | 0         | 0                                  | 0         | 0                      | 0                 | 265               |
|          | 1974 | 375            | 315       | 225                           | 207       | 150                          | 108       | 0                                  | 0         | 0                      | 3                 | 275               |
|          | 1979 | 325            | 282       | 175                           | 173       | 150                          | 108       | 0                                  | 0         | 0                      | 3                 | 225               |
| ELLIS    | 1958 | 270            | 136       | 235                           | 118       | 35                           | 18        | 0                                  | 0         | 0                      | 1                 | 35                |
|          | 1964 | 0              | 0         | 0                             | 0         | 0                            | 0         | 0                                  | 0         | 0                      | 1                 | 0                 |
|          | 1969 | 58             | 28        | 58                            | 28        | 0                            | 0         | 0                                  | 0         | 0                      | 5                 | 58                |
|          | 1974 | 0              | 0         | 0                             | 0         | 0                            | 0         | 0                                  | 0         | 0                      | 5                 | 0                 |
|          | 1979 | 0              | 0         | 0                             | 0         | 0                            | 0         | 0                                  | 0         | 0                      | 5                 | 0                 |

TABLE 1.--IRRIGATION SUMMARY FOR COUNTIES, 1958, 1964, 1969, 1974, AND 1979--CONTINUED

| COUNTY  | YEAR | ALL IRRIGATION |           | SURFACE-WATER IRRIGATION ONLY |           | GROUND-WATER IRRIGATION ONLY |           | IRRIGATION USING COMBINED SUPPLIES |            |                         | IRRI-GATION WELLS | SPRINKLER SYSTEMS |
|---------|------|----------------|-----------|-------------------------------|-----------|------------------------------|-----------|------------------------------------|------------|-------------------------|-------------------|-------------------|
|         |      | ACRES          | ACRE-FEET | ACRES                         | ACRE-FEET | ACRES                        | ACRE-FEET | ACRES                              | ACRE- FEET | SURFACE SOURCE- PERCENT | NUMBER            | ACRES             |
| FL PASO | 1958 | 55,551         | 197,002   | 0                             | 0         | 976                          | 4,681     | 54,575                             | 188,321    | 95                      | 547               | 0                 |
|         | 1964 | 55,000         | 140,681   | 0                             | 0         | 1,600                        | 4,828     | 53,400                             | 135,853    | 15                      | 550               | 10                |
|         | 1969 | 57,919         | 206,014   | 0                             | 0         | 1,193                        | 4,685     | 56,726                             | 201,329    | 99                      | 593               | 300               |
|         | 1974 | 56,375         | 179,310   | 0                             | 0         | 1,180                        | 4,055     | 55,195                             | 175,255    | 99                      | 601               | 448               |
|         | 1979 | 53,810         | 165,075   | 0                             | 0         | 510                          | 1,760     | 53,300                             | 163,315    | 99                      | 590               | 90                |
| FRATH   | 1958 | 1,984          | 2,293     | 576                           | 538       | 1,408                        | 1,755     | 0                                  | 0          | 0                       | 45                | 1,962             |
|         | 1964 | 3,174          | 2,908     | 1,077                         | 1,145     | 1,879                        | 1,542     | 218                                | 221        | 29                      | 46                | 3,174             |
|         | 1969 | 6,453          | 6,831     | 1,680                         | 1,971     | 4,295                        | 4,346     | 478                                | 514        | 61                      | 221               | 6,453             |
|         | 1974 | 12,524         | 12,861    | 2,846                         | 2,340     | 8,457                        | 9,509     | 1,221                              | 1,012      | 49                      | 218               | 12,509            |
|         | 1979 | 12,524         | 11,987    | 2,782                         | 2,738     | 8,497                        | 8,067     | 1,245                              | 1,182      | 48                      | 218               | 12,509            |
| FALLS   | 1958 | 5,525          | 4,574     | 1,000                         | 929       | 3,995                        | 3,198     | 530                                | 447        | 95                      | 100               | 995               |
|         | 1964 | 6,413          | 8,250     | 1,710                         | 1,312     | 4,173                        | 6,278     | 530                                | 660        | 95                      | 108               | 1,170             |
|         | 1969 | 7,606          | 6,906     | 2,465                         | 2,144     | 5,141                        | 4,762     | 0                                  | 0          | 0                       | 107               | 3,006             |
|         | 1974 | 7,606          | 6,970     | 2,465                         | 2,129     | 5,141                        | 4,841     | 0                                  | 0          | 0                       | 107               | 3,006             |
|         | 1979 | 3,946          | 2,649     | 0                             | 0         | 3,946                        | 2,649     | 0                                  | 0          | 0                       | 104               | 496               |
| FANNIN  | 1958 | 1,445          | 961       | 1,295                         | 860       | 90                           | 61        | 60                                 | 40         | 50                      | 7                 | 1,295             |
|         | 1964 | 1,780          | 1,638     | 1,070                         | 1,093     | 390                          | 311       | 320                                | 234        | 50                      | 14                | 1,680             |
|         | 1969 | 1,245          | 811       | 812                           | 559       | 220                          | 110       | 213                                | 142        | 25                      | 10                | 1,023             |
|         | 1974 | 935            | 335       | 470                           | 172       | 270                          | 98        | 195                                | 65         | 25                      | 12                | 735               |
|         | 1979 | 3,148          | 787       | 3,148                         | 787       | 0                            | 0         | 0                                  | 0          | 0                       | 18                | 3,148             |
| FAYETTE | 1958 | 1,180          | 2,980     | 980                           | 2,705     | 150                          | 208       | 50                                 | 67         | 50                      | 6                 | 580               |
|         | 1964 | 1,716          | 1,910     | 1,261                         | 1,315     | 365                          | 430       | 90                                 | 165        | 2                       | 12                | 1,433             |
|         | 1969 | 1,613          | 1,281     | 1,166                         | 900       | 230                          | 205       | 217                                | 176        | 20                      | 21                | 1,477             |
|         | 1974 | 615            | 301       | 298                           | 139       | 172                          | 90        | 145                                | 72         | 14                      | 25                | 615               |
|         | 1979 | 2,229          | 925       | 1,075                         | 398       | 1,009                        | 455       | 145                                | 73         | 13                      | 28                | 2,084             |
| FISHER  | 1958 | 2,350          | 1,958     | 0                             | 0         | 2,350                        | 1,958     | 0                                  | 0          | 0                       | 76                | 0                 |
|         | 1964 | 4,140          | 7,777     | 0                             | 0         | 4,140                        | 7,777     | 0                                  | 0          | 0                       | 144               | 3,640             |
|         | 1969 | 3,080          | 2,675     | 795                           | 552       | 2,070                        | 1,825     | 215                                | 298        | 54                      | 160               | 1,330             |
|         | 1974 | 3,305          | 2,762     | 815                           | 384       | 1,880                        | 1,851     | 610                                | 527        | 54                      | 170               | 1,370             |
|         | 1979 | 2,715          | 2,519     | 240                           | 167       | 1,865                        | 1,826     | 610                                | 527        | 55                      | 170               | 1,330             |
| FLOYD   | 1958 | 300,250        | 188,592   | 0                             | 0         | 300,250                      | 188,592   | 0                                  | 0          | 0                       | 2,500             | 0                 |
|         | 1964 | 321,910        | 256,026   | 0                             | 0         | 321,910                      | 256,026   | 0                                  | 0          | 0                       | 3,500             | 320               |
|         | 1969 | 315,000        | 317,646   | 0                             | 0         | 315,000                      | 317,646   | 0                                  | 0          | 0                       | 3,950             | 350               |
|         | 1974 | 306,320        | 287,400   | 0                             | 0         | 306,320                      | 287,400   | 0                                  | 0          | 0                       | 4,100             | 900               |
|         | 1979 | 277,295        | 176,968   | 0                             | 0         | 277,295                      | 176,968   | 0                                  | 0          | 0                       | 4,394             | 4,002             |

TABLE 1.--IRRIGATION SUMMARY FOR COUNTIES, 1958, 1964, 1969, 1974, AND 1979--CONTINUED

| COUNTY    | YEAR | ALL IRRIGATION |           | SURFACE-WATER IRRIGATION ONLY |           | GROUND-WATER IRRIGATION ONLY |           | IRRIGATION USING COMBINED SUPPLIES |            |                         | IRRI-GATION WELLS | SPRINKLER SYSTEMS |
|-----------|------|----------------|-----------|-------------------------------|-----------|------------------------------|-----------|------------------------------------|------------|-------------------------|-------------------|-------------------|
|           |      | ACRES          | ACRE-FEET | ACRES                         | ACRE-FEET | ACRES                        | ACRE-FEET | ACRES                              | ACRE- FEET | SURFACE SOURCE- PERCENT | NUMBER            | ACRES             |
| FOARD     | 1958 | 1,581          | 2,685     | 0                             | 0         | 1,581                        | 2,685     | 0                                  | 0          | 0                       | 66                | 1,581             |
|           | 1964 | 2,089          | 2,160     | 0                             | 0         | 2,089                        | 2,160     | 0                                  | 0          | 0                       | 88                | 2,089             |
|           | 1969 | 2,300          | 2,687     | 0                             | 0         | 2,300                        | 2,687     | 0                                  | 0          | 0                       | 95                | 2,300             |
|           | 1974 | 2,980          | 3,533     | 0                             | 0         | 2,980                        | 3,533     | 0                                  | 0          | 0                       | 52                | 2,980             |
|           | 1979 | 4,820          | 5,300     | 0                             | 0         | 4,820                        | 5,300     | 0                                  | 0          | 0                       | 84                | 4,820             |
| FORT BEND | 1958 | 27,362         | 65,193    | 7,022                         | 20,249    | 19,140                       | 44,194    | 1,200                              | 750        | 60                      | 74                | 600               |
|           | 1964 | 26,713         | 51,075    | 7,483                         | 16,910    | 18,030                       | 33,148    | 1,200                              | 1,017      | 60                      | 79                | 100               |
|           | 1969 | 33,540         | 85,869    | 8,800                         | 24,483    | 24,740                       | 61,386    | 0                                  | 0          | 0                       | 110               | 450               |
|           | 1974 | 27,150         | 68,491    | 7,650                         | 21,908    | 19,500                       | 46,583    | 0                                  | 0          | 0                       | 120               | 450               |
|           | 1979 | 26,627         | 55,254    | 6,856                         | 17,140    | 19,771                       | 38,114    | 0                                  | 0          | 0                       | 120               | 1,070             |
| FRANKLIN  | 1958 | 40             | 20        | 40                            | 20        | 0                            | 0         | 0                                  | 0          | 0                       | 0                 | 40                |
|           | 1964 | 0              | 0         | 0                             | 0         | 0                            | 0         | 0                                  | 0          | 0                       | 0                 | 0                 |
|           | 1969 | 35             | 9         | 20                            | 7         | 15                           | 2         | 0                                  | 0          | 0                       | 1                 | 35                |
|           | 1974 | 0              | 0         | 0                             | 0         | 0                            | 0         | 0                                  | 0          | 0                       | 1                 | 0                 |
|           | 1979 | 250            | 63        | 250                           | 63        | 0                            | 0         | 0                                  | 0          | 0                       | 0                 | 0                 |
| FREESTONE | 1958 | 0              | 0         | 0                             | 0         | 0                            | 0         | 0                                  | 0          | 0                       | 0                 | 0                 |
|           | 1964 | 0              | 0         | 0                             | 0         | 0                            | 0         | 0                                  | 0          | 0                       | 0                 | 0                 |
|           | 1969 | 0              | 0         | 0                             | 0         | 0                            | 0         | 0                                  | 0          | 0                       | 0                 | 0                 |
|           | 1974 | 0              | 0         | 0                             | 0         | 0                            | 0         | 0                                  | 0          | 0                       | 0                 | 0                 |
|           | 1979 | 0              | 0         | 0                             | 0         | 0                            | 0         | 0                                  | 0          | 0                       | 0                 | 0                 |
| FRIO      | 1958 | 24,200         | 30,373    | 0                             | 0         | 24,200                       | 30,373    | 0                                  | 0          | 0                       | 135               | 18,650            |
|           | 1964 | 44,595         | 56,300    | 0                             | 0         | 44,595                       | 56,300    | 0                                  | 0          | 0                       | 217               | 35,977            |
|           | 1969 | 54,474         | 74,327    | 40                            | 27        | 54,434                       | 74,300    | 0                                  | 0          | 0                       | 280               | 43,864            |
|           | 1974 | 61,484         | 72,794    | 40                            | 27        | 61,444                       | 72,767    | 0                                  | 0          | 0                       | 295               | 53,394            |
|           | 1979 | 68,404         | 76,685    | 40                            | 27        | 67,589                       | 75,583    | 775                                | 1,075      | 60                      | 305               | 60,234            |
| GAINES    | 1958 | 108,000        | 153,467   | 0                             | 0         | 108,000                      | 153,467   | 0                                  | 0          | 0                       | 900               | 101,000           |
|           | 1964 | 225,000        | 285,084   | 0                             | 0         | 225,000                      | 285,084   | 0                                  | 0          | 0                       | 1,600             | 205,000           |
|           | 1969 | 319,920        | 146,885   | 0                             | 0         | 319,820                      | 146,835   | 100                                | 50         | 50                      | 2,300             | 313,920           |
|           | 1974 | 350,500        | 310,826   | 0                             | 0         | 350,500                      | 310,826   | 0                                  | 0          | 0                       | 2,850             | 350,500           |
|           | 1979 | 359,670        | 413,032   | 0                             | 0         | 359,670                      | 413,032   | 0                                  | 0          | 0                       | 3,300             | 359,670           |
| GALVESTON | 1958 | 10,850         | 37,975    | 10,850                        | 37,975    | 0                            | 0         | 0                                  | 0          | 0                       | 2                 | 0                 |
|           | 1964 | 12,200         | 29,848    | 11,990                        | 29,735    | 210                          | 113       | 0                                  | 0          | 0                       | 5                 | 150               |
|           | 1969 | 6,571          | 19,762    | 6,121                         | 19,383    | 450                          | 379       | 0                                  | 0          | 0                       | 6                 | 0                 |
|           | 1974 | 6,950          | 17,508    | 6,500                         | 17,333    | 350                          | 175       | 0                                  | 0          | 0                       | 2                 | 0                 |
|           | 1979 | 11,143         | 24,009    | 11,073                        | 23,992    | 70                           | 18        | 0                                  | 0          | 0                       | 2                 | 0                 |

TABLE 1.--IRRIGATION SUMMARY FOR COUNTIES, 1958, 1964, 1969, 1974, AND 1979--CONTINUED

| COUNTY    | YEAR | ALL IRRIGATION |           | SURFACE-WATER IRRIGATION ONLY |           | GROUND-WATER IRRIGATION ONLY |           | IRRIGATION USING COMBINED SUPPLIES |           | IRRIGATION GATION WELLS | SPRINKLER SYSTEMS |
|-----------|------|----------------|-----------|-------------------------------|-----------|------------------------------|-----------|------------------------------------|-----------|-------------------------|-------------------|
|           |      | ACRES          | ACRE-FEET | ACRES                         | ACRE-FEET | ACRES                        | ACRE-FEET | ACRES                              | ACRE-FEET |                         |                   |
| GARZA     | 1958 | 14,000         | 15,000    | 0                             | 0         | 14,000                       | 15,000    | 0                                  | 0         | 540                     | 0                 |
|           | 1964 | 14,843         | 18,014    | 0                             | 0         | 14,843                       | 18,014    | 0                                  | 0         | 580                     | 100               |
|           | 1969 | 15,513         | 16,484    | 90                            | 94        | 15,423                       | 16,390    | 0                                  | 0         | 300                     | 784               |
|           | 1974 | 12,000         | 15,667    | 0                             | 0         | 12,000                       | 15,667    | 0                                  | 0         | 275                     | 580               |
|           | 1979 | 11,900         | 11,894    | 0                             | 0         | 11,900                       | 11,894    | 0                                  | 0         | 600                     | 480               |
| GILLESPIE | 1958 | 1,500          | 1,500     | 1,150                         | 1,150     | 350                          | 350       | 0                                  | 0         | 9                       | 1,500             |
|           | 1964 | 1,544          | 1,812     | 1,064                         | 1,216     | 480                          | 596       | 0                                  | 0         | 19                      | 1,544             |
|           | 1969 | 1,360          | 1,359     | 1,002                         | 1,019     | 358                          | 340       | 0                                  | 0         | 20                      | 1,360             |
|           | 1974 | 1,721          | 832       | 981                           | 461       | 740                          | 371       | 0                                  | 0         | 30                      | 1,721             |
|           | 1979 | 1,176          | 1,434     | 356                           | 529       | 820                          | 904       | 0                                  | 0         | 36                      | 796               |
| GLASSCOCK | 1958 | 10,800         | 11,597    | 0                             | 0         | 10,800                       | 11,597    | 0                                  | 0         | 94                      | 1,850             |
|           | 1964 | 17,540         | 24,577    | 0                             | 0         | 17,540                       | 24,577    | 0                                  | 0         | 327                     | 3,047             |
|           | 1969 | 23,139         | 34,185    | 0                             | 0         | 23,139                       | 34,185    | 0                                  | 0         | 468                     | 4,159             |
|           | 1974 | 28,186         | 55,103    | 0                             | 0         | 28,186                       | 55,103    | 0                                  | 0         | 873                     | 4,793             |
|           | 1979 | 33,614         | 38,956    | 0                             | 0         | 33,614                       | 38,956    | 0                                  | 0         | 950                     | 1,834             |
| FOLIAD    | 1958 | 1,810          | 451       | 1,365                         | 342       | 315                          | 80        | 130                                | 29        | 5                       | 767               |
|           | 1964 | 3,408          | 2,905     | 2,125                         | 1,826     | 1,043                        | 873       | 240                                | 206       | 7                       | 1,808             |
|           | 1969 | 2,695          | 1,276     | 2,153                         | 1,076     | 542                          | 200       | 0                                  | 0         | 9                       | 542               |
|           | 1974 | 2,031          | 955       | 1,552                         | 776       | 479                          | 179       | 0                                  | 0         | 9                       | 379               |
|           | 1979 | 0              | 0         | 0                             | 0         | 0                            | 0         | 0                                  | 0         | 9                       | 0                 |
| GONZALES  | 1958 | 2,489          | 2,379     | 2,107                         | 2,103     | 382                          | 276       | 0                                  | 0         | 7                       | 1,912             |
|           | 1964 | 2,378          | 2,588     | 1,090                         | 1,196     | 1,288                        | 1,392     | 0                                  | 0         | 19                      | 1,833             |
|           | 1969 | 2,839          | 2,623     | 1,145                         | 972       | 1,683                        | 1,641     | 11                                 | 10        | 25                      | 2,328             |
|           | 1974 | 2,330          | 2,107     | 560                           | 527       | 1,720                        | 1,538     | 50                                 | 42        | 35                      | 2,150             |
|           | 1979 | 2,060          | 645       | 660                           | 187       | 1,350                        | 442       | 50                                 | 17        | 37                      | 1,880             |
| GRAY      | 1958 | 8,880          | 8,356     | 0                             | 0         | 8,880                        | 8,356     | 0                                  | 0         | 49                      | 620               |
|           | 1964 | 16,790         | 22,869    | 0                             | 0         | 16,010                       | 21,654    | 780                                | 1,215     | 119                     | 1,630             |
|           | 1969 | 29,252         | 39,190    | 0                             | 0         | 29,252                       | 39,190    | 0                                  | 0         | 198                     | 3,116             |
|           | 1974 | 33,559         | 45,719    | 0                             | 0         | 33,559                       | 45,719    | 0                                  | 0         | 222                     | 3,454             |
|           | 1979 | 31,683         | 27,546    | 0                             | 0         | 31,683                       | 27,546    | 0                                  | 0         | 226                     | 7,164             |
| GRAYSON   | 1958 | 0              | 0         | 0                             | 0         | 0                            | 0         | 0                                  | 0         | 0                       | 0                 |
|           | 1964 | 727            | 482       | 345                           | 234       | 382                          | 248       | 0                                  | 0         | 10                      | 727               |
|           | 1969 | 749            | 580       | 176                           | 137       | 365                          | 279       | 208                                | 164       | 21                      | 616               |
|           | 1974 | 1,973          | 1,741     | 709                           | 630       | 1,056                        | 938       | 208                                | 173       | 24                      | 1,973             |
|           | 1979 | 2,427          | 1,149     | 560                           | 227       | 1,476                        | 727       | 391                                | 196       | 26                      | 2,377             |

TABLE 1.--IRRIGATION SUMMARY FOR COUNTIES, 1958, 1964, 1969, 1974, AND 1979--CONTINUED

| COUNTY    | YEAR  | ALL IRRIGATION |           | SURFACE-WATER IRRIGATION ONLY |           | GROUND-WATER IRRIGATION ONLY |           | IRRIGATION USING COMBINED SUPPLIES |            |                         | IRRI-GATION WELLS | SPRINKLER SYSTEMS |
|-----------|-------|----------------|-----------|-------------------------------|-----------|------------------------------|-----------|------------------------------------|------------|-------------------------|-------------------|-------------------|
|           |       | ACRES          | ACRE-FEET | ACRES                         | ACRE-FEET | ACRES                        | ACRE-FEET | ACRES                              | ACRE- FEET | SURFACE SOURCE- PERCENT | NUMBER            | ACRES             |
| GREGG     | 1958  | 0              | 0         | 0                             | 0         | 0                            | 0         | 0                                  | 0          | 0                       | 0                 | 0                 |
|           | 1964  | 10             | 7         | 10                            | 7         | 0                            | 0         | 0                                  | 0          | 0                       | 0                 | 10                |
|           | 1969  | 10             | 3         | 10                            | 3         | 0                            | 0         | 0                                  | 0          | 0                       | 0                 | 10                |
|           | 1974  | 0              | 0         | 0                             | 0         | 0                            | 0         | 0                                  | 0          | 0                       | 0                 | 0                 |
|           | 1979  | 0              | 0         | 0                             | 0         | 0                            | 0         | 0                                  | 0          | 0                       | 0                 | 0                 |
| GRIMES    | 1958  | 774            | 740       | 375                           | 375       | 399                          | 365       | 0                                  | 0          | 0                       | 5                 | 449               |
|           | 1964  | 1,219          | 855       | 804                           | 594       | 415                          | 261       | 0                                  | 0          | 0                       | 6                 | 819               |
|           | 1969  | 1,325          | 1,012     | 775                           | 612       | 550                          | 400       | 0                                  | 0          | 0                       | 8                 | 625               |
|           | 1974  | 220            | 115       | 0                             | 0         | 220                          | 115       | 0                                  | 0          | 0                       | 28                | 220               |
|           | 1979  | 580            | 145       | 0                             | 0         | 580                          | 145       | 0                                  | 0          | 0                       | 28                | 580               |
| GUADALUPE | 1958  | 2,049          | 2,142     | 868                           | 750       | 1,181                        | 1,392     | 0                                  | 0          | 0                       | 24                | 1,351             |
|           | 1964  | 2,336          | 2,237     | 910                           | 818       | 1,426                        | 1,419     | 0                                  | 0          | 0                       | 33                | 1,827             |
|           | 1969  | 2,359          | 1,796     | 1,042                         | 825       | 1,317                        | 971       | 0                                  | 0          | 0                       | 41                | 1,864             |
|           | 1974  | 3,599          | 2,725     | 2,187                         | 1,645     | 1,412                        | 1,080     | 0                                  | 0          | 0                       | 50                | 3,039             |
|           | 1979  | 4,302          | 2,343     | 2,393                         | 1,013     | 1,909                        | 1,330     | 0                                  | 0          | 0                       | 53                | 3,531             |
| HALE      | 1958  | 533,455        | 575,752   | 0                             | 0         | 533,455                      | 575,752   | 0                                  | 0          | 0                       | 4,500             | 1,490             |
|           | 1964  | 461,800        | 1,105,616 | 0                             | 0         | 461,800                      | 1,105,616 | 0                                  | 0          | 0                       | 4,378             | 8,000             |
|           | 1969  | 352,520        | 680,167   | 0                             | 0         | 352,520                      | 680,167   | 0                                  | 0          | 0                       | 4,400             | 13,000            |
|           | 1974  | 431,495        | 826,357   | 0                             | 0         | 430,595                      | 824,614   | 900                                | 1,743      | 20                      | 4,600             | 18,000            |
|           | *1979 | 386,891        | 356,949   | 0                             | 0         | *0                           | *0        | *386,891                           | *356,949   | 25                      | 4,463             | 28,000            |
| HALL      | 1958  | 8,827          | 12,079    | 0                             | 0         | 8,827                        | 12,079    | 0                                  | 0          | 0                       | 120               | 8,177             |
|           | 1964  | 19,729         | 26,647    | 0                             | 0         | 19,729                       | 26,647    | 0                                  | 0          | 0                       | 187               | 19,029            |
|           | 1969  | 22,271         | 23,171    | 0                             | 0         | 22,271                       | 23,171    | 0                                  | 0          | 0                       | 212               | 21,611            |
|           | 1974  | 28,018         | 25,213    | 0                             | 0         | 28,018                       | 25,213    | 0                                  | 0          | 0                       | 235               | 27,238            |
|           | 1979  | 23,401         | 17,712    | 0                             | 0         | 23,401                       | 17,712    | 0                                  | 0          | 0                       | 235               | 23,191            |
| HAMILTON  | 1958  | 900            | 485       | 545                           | 293       | 20                           | 9         | 335                                | 183        | 58                      | 9                 | 735               |
|           | 1964  | 1,705          | 693       | 415                           | 168       | 0                            | 0         | 1,290                              | 525        | 71                      | 14                | 1,255             |
|           | 1969  | 1,925          | 1,882     | 1,390                         | 1,380     | 265                          | 247       | 270                                | 255        | 56                      | 20                | 1,720             |
|           | 1974  | 2,775          | 1,710     | 2,140                         | 1,303     | 365                          | 229       | 270                                | 178        | 56                      | 20                | 2,570             |
|           | 1979  | 550            | 290       | 270                           | 150       | 190                          | 95        | 90                                 | 45         | 50                      | 15                | 550               |
| HANSFORD  | 1958  | 69,150         | 80,717    | 0                             | 0         | 69,150                       | 80,717    | 0                                  | 0          | 0                       | 231               | 0                 |
|           | 1964  | 164,000        | 197,062   | 0                             | 0         | 164,000                      | 197,062   | 0                                  | 0          | 0                       | 652               | 400               |
|           | 1969  | 239,450        | 357,867   | 0                             | 0         | 239,450                      | 357,867   | 0                                  | 0          | 0                       | 1,000             | 1,280             |
|           | 1974  | 252,450        | 409,471   | 0                             | 0         | 251,810                      | 408,831   | 640                                | 640        | 20                      | 1,160             | 1,320             |
|           | 1979  | 251,750        | 390,678   | 0                             | 0         | 251,110                      | 390,038   | 640                                | 640        | 20                      | 1,150             | 4,776             |

\*In 1979, rainfall runoff in playa lakes was used as a significant source of irrigation water in Hale County.



TABLE 1.--IRRIGATION SUMMARY FOR COUNTIES, 1958, 1964, 1969, 1974, AND 1979--CONTINUED

| COUNTY   | YEAR | ALL IRRIGATION |           | SURFACE-WATER IRRIGATION ONLY |           | GROUND-WATER IRRIGATION ONLY |           | IRRIGATION USING COMBINED SUPPLIES |           | IRRIGATION WELLS | SPRINKLER SYSTEMS |
|----------|------|----------------|-----------|-------------------------------|-----------|------------------------------|-----------|------------------------------------|-----------|------------------|-------------------|
|          |      | ACRES          | ACRE-FOOT | ACRES                         | ACRE-FOOT | ACRES                        | ACRF-FOOT | ACRES                              | ACRE-FOOT |                  |                   |
| HARDMAN  | 1958 | 10,000         | 12,000    | 0                             | 0         | 10,000                       | 12,000    | 0                                  | 0         | 300              | 750               |
|          | 1964 | 15,110         | 22,932    | 0                             | 0         | 15,110                       | 22,932    | 0                                  | 0         | 280              | 1,290             |
|          | 1969 | 15,150         | 20,158    | 130                           | 238       | 15,020                       | 19,920    | 0                                  | 0         | 285              | 3,340             |
|          | 1974 | 15,200         | 17,411    | 130                           | 173       | 15,070                       | 17,238    | 0                                  | 0         | 286              | 3,440             |
|          | 1979 | 4,380          | 1,418     | 180                           | 60        | 4,200                        | 1,358     | 0                                  | 0         | 295              | 890               |
| HARDIN   | 1958 | 1,300          | 2,167     | 0                             | 0         | 1,300                        | 2,167     | 0                                  | 0         | 15               | 0                 |
|          | 1964 | 1,218          | 2,436     | 0                             | 0         | 1,218                        | 2,436     | 0                                  | 0         | 6                | 0                 |
|          | 1969 | 2,360          | 4,720     | 0                             | 0         | 2,360                        | 4,720     | 0                                  | 0         | 18               | 0                 |
|          | 1974 | 2,473          | 5,770     | 0                             | 0         | 2,473                        | 5,770     | 0                                  | 0         | 20               | 0                 |
|          | 1979 | 1,731          | 3,174     | 0                             | 0         | 1,731                        | 3,174     | 0                                  | 0         | 23               | 0                 |
| HARRIS   | 1958 | 35,350         | 103,633   | 4,000                         | 12,000    | 31,350                       | 91,633    | 0                                  | 0         | 320              | 150               |
|          | 1964 | 38,050         | 85,410    | 3,650                         | 9,065     | 34,400                       | 76,345    | 0                                  | 0         | 336              | 0                 |
|          | 1969 | 36,619         | 121,527   | 4,339                         | 14,824    | 32,280                       | 106,703   | 0                                  | 0         | 200              | 448               |
|          | 1974 | 31,932         | 90,941    | 2,800                         | 8,400     | 29,132                       | 82,541    | 0                                  | 0         | 190              | 0                 |
|          | 1979 | 22,844         | 49,933    | 1,977                         | 4,943     | 18,953                       | 40,525    | 1,914                              | 4,466     | 140              | 405               |
| HARRISON | 1958 | 65             | 21        | 5                             | 1         | 60                           | 20        | 0                                  | 0         | 7                | 62                |
|          | 1964 | 205            | 110       | 165                           | 90        | 40                           | 20        | 0                                  | 0         | 6                | 205               |
|          | 1969 | 60             | 47        | 54                            | 45        | 6                            | 2         | 0                                  | 0         | 7                | 60                |
|          | 1974 | 60             | 47        | 54                            | 45        | 6                            | 2         | 0                                  | 0         | 7                | 60                |
|          | 1979 | 5              | 3         | 0                             | 0         | 5                            | 3         | 0                                  | 0         | 7                | 5                 |
| HARTLEY  | 1958 | 18,330         | 19,822    | 0                             | 0         | 18,330                       | 19,822    | 0                                  | 0         | 75               | 0                 |
|          | 1964 | 47,365         | 75,312    | 0                             | 0         | 47,365                       | 75,312    | 0                                  | 0         | 170              | 5,620             |
|          | 1969 | 121,990        | 146,467   | 0                             | 0         | 121,990                      | 146,467   | 0                                  | 0         | 501              | 12,455            |
|          | 1974 | 140,000        | 187,972   | 0                             | 0         | 140,000                      | 187,972   | 0                                  | 0         | 850              | 35,300            |
|          | 1979 | 200,000        | 251,417   | 0                             | 0         | 200,000                      | 251,417   | 0                                  | 0         | 864              | 65,000            |
| PASKELL  | 1958 | 15,755         | 29,533    | 0                             | 0         | 15,755                       | 29,533    | 0                                  | 0         | 528              | 5,050             |
|          | 1964 | 48,310         | 66,247    | 90                            | 155       | 48,200                       | 66,075    | 20                                 | 17        | 904              | 28,650            |
|          | 1969 | 37,410         | 38,070    | 420                           | 374       | 36,990                       | 37,696    | 0                                  | 0         | 900              | 30,631            |
|          | 1974 | 33,915         | 41,714    | 40                            | 60        | 33,860                       | 41,639    | 15                                 | 15        | 900              | 18,680            |
|          | 1979 | 34,020         | 38,288    | 340                           | 275       | 33,680                       | 38,013    | 0                                  | 0         | 910              | 18,600            |
| HAYS     | 1958 | 1,526          | 2,063     | 861                           | 1,197     | 665                          | 866       | 0                                  | 0         | 10               | 1,301             |
|          | 1964 | 2,187          | 2,457     | 1,011                         | 1,132     | 1,176                        | 1,325     | 0                                  | 0         | 16               | 1,692             |
|          | 1969 | 2,367          | 2,724     | 779                           | 837       | 1,588                        | 1,887     | 0                                  | 0         | 16               | 2,049             |
|          | 1974 | 1,719          | 1,725     | 842                           | 822       | 877                          | 903       | 0                                  | 0         | 16               | 1,550             |
|          | 1979 | 891            | 572       | 682                           | 455       | 209                          | 118       | 0                                  | 0         | 10               | 603               |

TABLE 1.--IRRIGATION SUMMARY FOR COUNTIES, 1958, 1964, 1969, 1974, AND 1979--CONTINUED

| COUNTY    | ALL IRRIGATION |         |           |         | SURFACE-WATER IRRIGATION ONLY |         | GROUND-WATER IRRIGATION ONLY |         | IRRIGATION USING COMBINED SUPPLIES |        | IRRIGATION WELLS | SPRINKLER SYSTEMS |
|-----------|----------------|---------|-----------|---------|-------------------------------|---------|------------------------------|---------|------------------------------------|--------|------------------|-------------------|
|           | YEAR           | ACRES   | ACRE-FEET | ACRES   | ACRE-FEET                     | ACRES   | ACRE-FEET                    | ACRES   | ACRE- FEET                         | NUMBER |                  |                   |
| HEMPHILL  | 1958           | 180     | 206       | 0       | 0                             | 180     | 206                          | 0       | 0                                  | 0      | 6                | 180               |
|           | 1964           | 1,249   | 1,693     | 0       | 0                             | 1,249   | 1,693                        | 0       | 0                                  | 0      | 19               | 1,169             |
|           | 1969           | 1,921   | 2,506     | 0       | 0                             | 1,921   | 2,506                        | 0       | 0                                  | 0      | 31               | 1,741             |
|           | 1974           | 3,678   | 5,180     | 0       | 0                             | 3,478   | 4,997                        | 200     | 183                                | 20     | 38               | 3,498             |
|           | 1979           | 4,357   | 6,899     | 0       | 0                             | 4,117   | 6,675                        | 240     | 224                                | 40     | 59               | 4,357             |
| HENDERSON | 1958           | 1,695   | 1,348     | 1,625   | 1,287                         | 70      | 61                           | 0       | 0                                  | 0      | 2                | 1,695             |
|           | 1964           | 685     | 661       | 375     | 351                           | 50      | 50                           | 260     | 260                                | 33     | 6                | 685               |
|           | 1969           | 1,032   | 342       | 872     | 290                           | 160     | 52                           | 0       | 0                                  | 0      | 5                | 1,032             |
|           | 1974           | 0       | 0         | 0       | 0                             | 0       | 0                            | 0       | 0                                  | 0      | 7                | 0                 |
|           | 1979           | 210     | 35        | 0       | 0                             | 210     | 35                           | 0       | 0                                  | 0      | 7                | 0                 |
| HIDALGO   | 1958           | 419,900 | 596,999   | 354,000 | 492,449                       | 5,800   | 9,919                        | 60,100  | 94,631                             | 65     | 359              | 5,100             |
|           | 1964           | 466,471 | 507,170   | 354,571 | 344,653                       | 2,500   | 3,000                        | 109,400 | 159,517                            | 50     | 540              | 8,400             |
|           | 1969           | 450,292 | 608,865   | 365,292 | 502,865                       | 5,000   | 6,000                        | 80,000  | 100,000                            | 75     | 400              | 6,200             |
|           | 1974           | 443,650 | 602,650   | 378,650 | 513,317                       | 5,000   | 6,333                        | 60,000  | 83,000                             | 85     | 300              | 6,000             |
|           | 1979           | 438,650 | 552,175   | 372,650 | 472,425                       | 6,000   | 6,750                        | 60,000  | 73,000                             | 95     | 100              | 10,000            |
| HILL      | 1958           | 200     | 170       | 200     | 170                           | 0       | 0                            | 0       | 0                                  | 0      | 0                | 200               |
|           | 1964           | 455     | 421       | 350     | 368                           | 105     | 53                           | 0       | 0                                  | 0      | 16               | 390               |
|           | 1969           | 1,120   | 808       | 540     | 450                           | 580     | 358                          | 0       | 0                                  | 0      | 15               | 1,120             |
|           | 1974           | 1,140   | 562       | 580     | 324                           | 560     | 238                          | 0       | 0                                  | 0      | 15               | 1,140             |
|           | 1979           | 800     | 101       | 390     | 33                            | 410     | 68                           | 0       | 0                                  | 0      | 15               | 800               |
| HOCKLEY   | 1958           | 160,000 | 165,014   | 0       | 0                             | 160,000 | 165,014                      | 0       | 0                                  | 0      | 4,700            | 8,000             |
|           | 1964           | 194,400 | 397,983   | 0       | 0                             | 194,400 | 397,983                      | 0       | 0                                  | 0      | 5,088            | 49,000            |
|           | 1969           | 194,225 | 214,696   | 0       | 0                             | 194,225 | 214,696                      | 0       | 0                                  | 0      | 5,835            | 62,840            |
|           | 1974           | 223,406 | 345,502   | 0       | 0                             | 223,406 | 345,502                      | 0       | 0                                  | 0      | 6,009            | 85,585            |
|           | 1979           | 100,500 | 45,017    | 0       | 0                             | 100,500 | 45,017                       | 0       | 0                                  | 0      | 6,165            | 91,964            |
| HOOD      | 1958           | 1,250   | 976       | 1,150   | 893                           | 5       | 3                            | 95      | 80                                 | 69     | 6                | 1,050             |
|           | 1964           | 900     | 853       | 900     | 853                           | 0       | 0                            | 0       | 0                                  | 0      | 1                | 400               |
|           | 1969           | 1,345   | 795       | 1,295   | 762                           | 0       | 0                            | 50      | 33                                 | 10     | 1                | 910               |
|           | 1974           | 1,000   | 500       | 960     | 480                           | 40      | 20                           | 0       | 0                                  | 0      | 2                | 860               |
|           | 1979           | 3,748   | 1,874     | 3,452   | 1,726                         | 185     | 93                           | 111     | 56                                 | 50     | 4                | 3,488             |
| HOPKINS   | 1958           | 170     | 81        | 95      | 29                            | 25      | 10                           | 50      | 42                                 | 4      | 3                | 170               |
|           | 1964           | 155     | 101       | 65      | 33                            | 40      | 30                           | 50      | 38                                 | 4      | 2                | 155               |
|           | 1969           | 127     | 72        | 127     | 72                            | 0       | 0                            | 0       | 0                                  | 0      | 2                | 127               |
|           | 1974           | 0       | 0         | 0       | 0                             | 0       | 0                            | 0       | 0                                  | 0      | 0                | 0                 |
|           | 1979           | 0       | 0         | 0       | 0                             | 0       | 0                            | 0       | 0                                  | 0      | 0                | 0                 |

TABLE 1.--IRRIGATION SUMMARY FOR COUNTIES, 1958, 1964, 1969, 1974, AND 1979--CONTINUED

| COUNTY     | ALL IRRIGATION |        |           |       | SURFACE-WATER IRRIGATION ONLY |        | GROUND-WATER IRRIGATION ONLY |        | IRRIGATION USING COMBINED SUPPLIES |        | IRRIGATION WELLS | SPRINKLER SYSTEMS |
|------------|----------------|--------|-----------|-------|-------------------------------|--------|------------------------------|--------|------------------------------------|--------|------------------|-------------------|
|            | YEAR           | ACRES  | ACRE-FEET | ACRES | ACRE-FEET                     | ACRES  | ACRE-FEET                    | ACRES  | ACRE-FEET                          | NUMBER |                  |                   |
| HOUSTON    | 1958           | 5,100  | 2,449     | 4,550 | 2,174                         | 250    | 125                          | 300    | 150                                | 3      | 3,075            |                   |
|            | 1964           | 2,588  | 1,228     | 2,488 | 1,178                         | 0      | 0                            | 100    | 50                                 | 3      | 1,798            |                   |
|            | 1969           | 4,520  | 2,062     | 4,420 | 2,012                         | 0      | 0                            | 100    | 50                                 | 3      | 3,060            |                   |
|            | 1974           | 4,340  | 1,887     | 3,010 | 1,378                         | 0      | 0                            | 1,330  | 509                                | 6      | 4,280            |                   |
|            | 1979           | 77     | 19        | 77    | 19                            | 0      | 0                            | 0      | 0                                  | 0      | 6                | 77                |
| HOWARD     | 1958           | 1,000  | 1,533     | 0     | 0                             | 1,000  | 1,533                        | 0      | 0                                  | 25     | 1,000            |                   |
|            | 1964           | 1,200  | 2,167     | 0     | 0                             | 1,200  | 2,167                        | 0      | 0                                  | 45     | 1,000            |                   |
|            | 1969           | 1,966  | 1,379     | 96    | 124                           | 1,870  | 1,255                        | 0      | 0                                  | 50     | 1,266            |                   |
|            | 1974           | 2,446  | 2,504     | 96    | 144                           | 2,350  | 2,360                        | 0      | 0                                  | 60     | 1,746            |                   |
|            | 1979           | 791    | 856       | 16    | 24                            | 775    | 832                          | 0      | 0                                  | 60     | 781              |                   |
| HUDSPETH   | 1958           | 27,844 | 93,327    | 0     | 0                             | 20,700 | 70,992                       | 7,144  | 22,335                             | 219    | 1,000            |                   |
|            | 1964           | 40,670 | 114,969   | 0     | 0                             | 30,970 | 98,760                       | 9,700  | 16,209                             | 271    | 840              |                   |
|            | 1969           | 35,927 | 137,899   | 100   | 250                           | 21,954 | 89,551                       | 13,873 | 48,098                             | 307    | 40               |                   |
|            | 1974           | 45,472 | 172,741   | 150   | 250                           | 33,452 | 135,905                      | 11,870 | 36,586                             | 332    | 1,600            |                   |
|            | 1979           | 50,591 | 176,609   | 0     | 0                             | 40,081 | 148,744                      | 10,510 | 27,866                             | 335    | 2,730            |                   |
| HUNT       | 1958           | 0      | 0         | 0     | 0                             | 0      | 0                            | 0      | 0                                  | 0      | 0                |                   |
|            | 1964           | 197    | 147       | 173   | 135                           | 24     | 12                           | 0      | 0                                  | 2      | 197              |                   |
|            | 1969           | 0      | 0         | 0     | 0                             | 0      | 0                            | 0      | 0                                  | 0      | 0                |                   |
|            | 1974           | 15     | 7         | 15    | 7                             | 0      | 0                            | 0      | 0                                  | 1      | 15               |                   |
|            | 1979           | 155    | 103       | 155   | 103                           | 0      | 0                            | 0      | 0                                  | 0      | 155              |                   |
| MUTCHINSON | 1958           | 35,010 | 43,495    | 0     | 0                             | 35,010 | 43,495                       | 0      | 0                                  | 97     | 0                |                   |
|            | 1964           | 40,780 | 53,175    | 0     | 0                             | 40,780 | 53,175                       | 0      | 0                                  | 202    | 200              |                   |
|            | 1969           | 62,000 | 78,200    | 0     | 0                             | 62,000 | 78,200                       | 0      | 0                                  | 275    | 630              |                   |
|            | 1974           | 69,954 | 87,558    | 0     | 0                             | 69,954 | 87,558                       | 0      | 0                                  | 325    | 1,280            |                   |
|            | 1979           | 80,389 | 102,539   | 0     | 0                             | 80,389 | 102,539                      | 0      | 0                                  | 375    | 1,100            |                   |
| TRION      | 1958           | 1,550  | 2,457     | 1,135 | 1,900                         | 400    | 522                          | 15     | 35                                 | 4      | 60               |                   |
|            | 1964           | 2,130  | 3,526     | 1,835 | 3,073                         | 236    | 385                          | 59     | 68                                 | 10     | 78               |                   |
|            | 1969           | 2,292  | 3,525     | 1,674 | 2,318                         | 559    | 894                          | 59     | 113                                | 13     | 184              |                   |
|            | 1974           | 2,427  | 2,479     | 1,973 | 1,938                         | 404    | 516                          | 50     | 25                                 | 15     | 247              |                   |
|            | 1979           | 1,973  | 3,348     | 1,556 | 2,882                         | 417    | 466                          | 0      | 0                                  | 14     | 586              |                   |
| JACK       | 1958           | 0      | 0         | 0     | 0                             | 0      | 0                            | 0      | 0                                  | 0      | 0                |                   |
|            | 1964           | 0      | 0         | 0     | 0                             | 0      | 0                            | 0      | 0                                  | 0      | 0                |                   |
|            | 1969           | 0      | 0         | 0     | 0                             | 0      | 0                            | 0      | 0                                  | 0      | 0                |                   |
|            | 1974           | 0      | 0         | 0     | 0                             | 0      | 0                            | 0      | 0                                  | 0      | 0                |                   |
|            | 1979           | 0      | 0         | 0     | 0                             | 0      | 0                            | 0      | 0                                  | 0      | 0                |                   |

TABLE 1.--IRRIGATION SUMMARY FOR COUNTIES, 1958, 1964, 1969, 1974, AND 1979--CONTINUED

| COUNTY     | YEAR | ALL IRRIGATION |           | SURFACE-WATER IRRIGATION ONLY |           | GROUND-WATER IRRIGATION ONLY |           | IRRIGATION USING COMBINED SUPPLIES |            |                        | IRRIGATION WELLS NUMBER | SPRINKLER SYSTEMS ACRES |
|------------|------|----------------|-----------|-------------------------------|-----------|------------------------------|-----------|------------------------------------|------------|------------------------|-------------------------|-------------------------|
|            |      | ACRES          | ACRE-FEET | ACRES                         | ACRE-FEET | ACRES                        | ACRE-FEET | ACRES                              | ACRE- FEET | SURFACE SOURCE-PERCENT |                         |                         |
| JACKSON    | 1958 | 28,165         | 97,808    | 0                             | 0         | 26,245                       | 91,858    | 1,920                              | 5,950      | 26                     | 160                     | 102                     |
|            | 1964 | 28,481         | 89,327    | 85                            | 42        | 26,797                       | 84,221    | 1,599                              | 5,064      | 29                     | 410                     | 105                     |
|            | 1969 | 33,750         | 116,417   | 0                             | 0         | 33,096                       | 114,128   | 654                                | 2,289      | 63                     | 535                     | 0                       |
|            | 1974 | 41,784         | 125,506   | 563                           | 1,782     | 40,856                       | 122,568   | 365                                | 1,156      | 50                     | 585                     | 0                       |
|            | 1979 | 41,489         | 131,382   | 0                             | 0         | 38,209                       | 120,995   | 3,280                              | 10,387     | 27                     | 605                     | 176                     |
| JASPER     | 1958 | 180            | 168       | 50                            | 33        | 80                           | 120       | 50                                 | 15         | 90                     | 3                       | 100                     |
|            | 1964 | 87             | 159       | 10                            | 5         | 77                           | 154       | 0                                  | 0          | 0                      | 2                       | 10                      |
|            | 1969 | 100            | 67        | 100                           | 67        | 0                            | 0         | 0                                  | 0          | 0                      | 2                       | 100                     |
|            | 1974 | 120            | 40        | 120                           | 40        | 0                            | 0         | 0                                  | 0          | 0                      | 0                       | 120                     |
|            | 1979 | 135            | 120       | 35                            | 70        | 0                            | 0         | 100                                | 50         | 25                     | 2                       | 135                     |
| JEFF DAVIS | 1958 | 1,370          | 3,509     | 0                             | 0         | 990                          | 2,809     | 380                                | 700        | 50                     | 26                      | 0                       |
|            | 1964 | 1,310          | 2,895     | 0                             | 0         | 910                          | 2,190     | 400                                | 705        | 50                     | 26                      | 0                       |
|            | 1969 | 846            | 2,235     | 0                             | 0         | 729                          | 1,901     | 117                                | 334        | 50                     | 0                       | 0                       |
|            | 1974 | 320            | 792       | 10                            | 17        | 240                          | 608       | 70                                 | 167        | 50                     | 14                      | 0                       |
|            | 1979 | 9,433          | 12,328    | 0                             | 0         | 9,433                        | 12,328    | 0                                  | 0          | 0                      | 36                      | 8,615                   |
| JEFFERSON  | 1958 | 54,100         | 162,300   | 54,100                        | 162,300   | 0                            | 0         | 0                                  | 0          | 0                      | 0                       | 0                       |
|            | 1964 | 60,485         | 151,212   | 60,485                        | 151,212   | 0                            | 0         | 0                                  | 0          | 0                      | 0                       | 0                       |
|            | 1969 | 70,970         | 177,425   | 70,970                        | 177,425   | 0                            | 0         | 0                                  | 0          | 0                      | 0                       | 0                       |
|            | 1974 | 69,470         | 173,675   | 69,470                        | 173,675   | 0                            | 0         | 0                                  | 0          | 0                      | 0                       | 0                       |
|            | 1979 | 64,172         | 106,953   | 64,172                        | 106,953   | 0                            | 0         | 0                                  | 0          | 0                      | 0                       | 0                       |
| JIM HOGG   | 1958 | 290            | 328       | 0                             | 0         | 290                          | 328       | 0                                  | 0          | 0                      | 5                       | 240                     |
|            | 1964 | 1,050          | 1,195     | 0                             | 0         | 1,050                        | 1,195     | 0                                  | 0          | 0                      | 10                      | 1,030                   |
|            | 1969 | 2,400          | 1,541     | 0                             | 0         | 2,400                        | 1,541     | 0                                  | 0          | 0                      | 18                      | 2,400                   |
|            | 1974 | 385            | 129       | 0                             | 0         | 385                          | 129       | 0                                  | 0          | 0                      | 16                      | 385                     |
|            | 1979 | 0              | 0         | 0                             | 0         | 0                            | 0         | 0                                  | 0          | 0                      | 10                      | 0                       |
| JIM WELLS  | 1958 | 2,920          | 1,014     | 760                           | 356       | 1,860                        | 433       | 300                                | 225        | 50                     | 28                      | 2,920                   |
|            | 1964 | 3,141          | 1,696     | 768                           | 378       | 2,073                        | 1,093     | 300                                | 225        | 50                     | 38                      | 2,171                   |
|            | 1969 | 6,385          | 2,807     | 80                            | 40        | 4,805                        | 2,142     | 1,500                              | 625        | 50                     | 32                      | 4,885                   |
|            | 1974 | 6,335          | 2,961     | 140                           | 47        | 6,195                        | 2,914     | 0                                  | 0          | 0                      | 40                      | 4,475                   |
|            | 1979 | 6,635          | 2,931     | 0                             | 0         | 6,635                        | 2,931     | 0                                  | 0          | 0                      | 40                      | 4,855                   |
| JOHNSON    | 1958 | 250            | 103       | 250                           | 103       | 0                            | 0         | 0                                  | 0          | 0                      | 0                       | 190                     |
|            | 1964 | 130            | 60        | 130                           | 60        | 0                            | 0         | 0                                  | 0          | 0                      | 0                       | 130                     |
|            | 1969 | 363            | 217       | 183                           | 67        | 180                          | 150       | 0                                  | 0          | 0                      | 3                       | 363                     |
|            | 1974 | 0              | 0         | 0                             | 0         | 0                            | 0         | 0                                  | 0          | 0                      | 3                       | 0                       |
|            | 1979 | 50             | 13        | 0                             | 0         | 50                           | 13        | 0                                  | 0          | 0                      | 3                       | 0                       |

TABLE 1.--IRRIGATION SUMMARY FOR COUNTIES, 1958, 1964, 1969, 1974, AND 1979--CONTINUED

| COUNTY  | YEAR | ALL IRRIGATION |           | SURFACE-WATER IRRIGATION ONLY |           | GROUND-WATER IRRIGATION ONLY |           | IRRIGATION USING COMBINED SUPPLIES |           |                        | IRRI-GATION WELLS | SPRINKLER SYSTEMS |
|---------|------|----------------|-----------|-------------------------------|-----------|------------------------------|-----------|------------------------------------|-----------|------------------------|-------------------|-------------------|
|         |      | ACRES          | ACRE-FEET | ACRES                         | ACRE-FEET | ACRES                        | ACRE-FEET | ACRES                              | ACRE-FEET | SURFACE SOURCE-PERCENT | NUMBER            | ACRES             |
| JONES   | 1958 | 2,350          | 1,829     | 1,200                         | 1,150     | 1,150                        | 679       | 0                                  | 0         | 0                      | 40                | 300               |
|         | 1964 | 5,534          | 6,776     | 3,370                         | 4,211     | 2,164                        | 2,565     | 0                                  | 0         | 0                      | 58                | 5,384             |
|         | 1969 | 6,200          | 4,076     | 2,350                         | 1,533     | 3,850                        | 2,543     | 0                                  | 0         | 0                      | 80                | 2,530             |
|         | 1974 | 6,005          | 4,263     | 1,280                         | 854       | 4,005                        | 2,995     | 720                                | 414       | 74                     | 160               | 3,505             |
|         | 1979 | 8,970          | 5,562     | 4,315                         | 2,142     | 3,970                        | 3,023     | 685                                | 397       | 76                     | 160               | 3,510             |
| KARNES  | 1958 | 936            | 528       | 140                           | 77        | 796                          | 451       | 0                                  | 0         | 0                      | 10                | 856               |
|         | 1964 | 1,492          | 2,178     | 182                           | 254       | 1,310                        | 1,924     | 0                                  | 0         | 0                      | 13                | 1,310             |
|         | 1969 | 1,451          | 1,098     | 558                           | 253       | 893                          | 845       | 0                                  | 0         | 0                      | 12                | 1,326             |
|         | 1974 | 1,493          | 4,663     | 655                           | 1,986     | 838                          | 2,677     | 0                                  | 0         | 0                      | 11                | 1,193             |
|         | 1979 | 582            | 1,220     | 32                            | 10        | 550                          | 1,210     | 0                                  | 0         | 0                      | 11                | 582               |
| KAUFMAN | 1958 | 90             | 20        | 90                            | 20        | 0                            | 0         | 0                                  | 0         | 0                      | 0                 | 30                |
|         | 1964 | 510            | 208       | 510                           | 208       | 0                            | 0         | 0                                  | 0         | 0                      | 0                 | 490               |
|         | 1969 | 155            | 94        | 155                           | 94        | 0                            | 0         | 0                                  | 0         | 0                      | 0                 | 155               |
|         | 1974 | 100            | 42        | 100                           | 42        | 0                            | 0         | 0                                  | 0         | 0                      | 0                 | 100               |
|         | 1979 | 0              | 0         | 0                             | 0         | 0                            | 0         | 0                                  | 0         | 0                      | 0                 | 0                 |
| KENDALL | 1958 | 0              | 0         | 0                             | 0         | 0                            | 0         | 0                                  | 0         | 0                      | 0                 | 0                 |
|         | 1964 | 315            | 250       | 198                           | 171       | 117                          | 79        | 0                                  | 0         | 0                      | 6                 | 307               |
|         | 1969 | 571            | 514       | 320                           | 267       | 251                          | 247       | 0                                  | 0         | 0                      | 11                | 571               |
|         | 1974 | 734            | 517       | 437                           | 300       | 297                          | 217       | 0                                  | 0         | 0                      | 11                | 734               |
|         | 1979 | 84             | 100       | 15                            | 23        | 69                           | 78        | 0                                  | 0         | 0                      | 12                | 50                |
| KENEDY  | 1958 | 0              | 0         | 0                             | 0         | 0                            | 0         | 0                                  | 0         | 0                      | 0                 | 0                 |
|         | 1964 | 0              | 0         | 0                             | 0         | 0                            | 0         | 0                                  | 0         | 0                      | 0                 | 0                 |
|         | 1969 | 400            | 200       | 400                           | 200       | 0                            | 0         | 0                                  | 0         | 0                      | 0                 | 400               |
|         | 1974 | 400            | 192       | 400                           | 192       | 0                            | 0         | 0                                  | 0         | 0                      | 0                 | 400               |
|         | 1979 | 400            | 158       | 400                           | 158       | 0                            | 0         | 0                                  | 0         | 0                      | 0                 | 400               |
| KENT    | 1958 | 1,800          | 1,800     | 0                             | 0         | 1,800                        | 1,800     | 0                                  | 0         | 0                      | 45                | 1,000             |
|         | 1964 | 1,400          | 1,867     | 0                             | 0         | 1,400                        | 1,867     | 0                                  | 0         | 0                      | 50                | 1,000             |
|         | 1969 | 2,260          | 2,589     | 0                             | 0         | 2,260                        | 2,589     | 0                                  | 0         | 0                      | 54                | 2,260             |
|         | 1974 | 2,070          | 2,080     | 0                             | 0         | 2,070                        | 2,080     | 0                                  | 0         | 0                      | 65                | 1,775             |
|         | 1979 | 794            | 845       | 0                             | 0         | 794                          | 845       | 0                                  | 0         | 0                      | 60                | 624               |
| KERR    | 1958 | 705            | 982       | 408                           | 562       | 297                          | 420       | 0                                  | 0         | 0                      | 12                | 629               |
|         | 1964 | 977            | 1,576     | 614                           | 968       | 363                          | 608       | 0                                  | 0         | 0                      | 10                | 827               |
|         | 1969 | 1,495          | 1,650     | 865                           | 981       | 630                          | 669       | 0                                  | 0         | 0                      | 14                | 1,266             |
|         | 1974 | 596            | 406       | 470                           | 311       | 126                          | 95        | 0                                  | 0         | 0                      | 14                | 500               |
|         | 1979 | 921            | 1,294     | 670                           | 541       | 251                          | 753       | 0                                  | 0         | 0                      | 14                | 850               |

TABLE 1.--IRRIGATION SUMMARY FOR COUNTIES, 1958, 1964, 1969, 1974, AND 1979--CONTINUED

| COUNTY  | YEAR | ALL IRRIGATION |           | SURFACE-WATER IRRIGATION ONLY |           | GROUND-WATER IRRIGATION ONLY |           | IRRIGATION USING COMBINED SUPPLIES |            |                         | IRRI-GATION WELLS NUMBER | SPRINKLER SYSTEMS ACRES |
|---------|------|----------------|-----------|-------------------------------|-----------|------------------------------|-----------|------------------------------------|------------|-------------------------|--------------------------|-------------------------|
|         |      | ACRES          | ACRE-FEET | ACRES                         | ACRE-FEET | ACRES                        | ACRE-FEET | ACRES                              | ACRE- FEET | SURFACE SOURCE- PERCENT |                          |                         |
| KIMBLE  | 1958 | 1,252          | 850       | 1,252                         | 850       | 0                            | 0         | 0                                  | 0          | 0                       | 0                        | 920                     |
|         | 1964 | 1,935          | 4,992     | 1,791                         | 4,532     | 74                           | 210       | 70                                 | 250        | 50                      | 3                        | 1,459                   |
|         | 1969 | 2,766          | 4,494     | 2,195                         | 3,221     | 331                          | 615       | 240                                | 658        | 50                      | 13                       | 1,831                   |
|         | 1974 | 3,617          | 4,619     | 2,885                         | 2,961     | 492                          | 1,032     | 240                                | 626        | 50                      | 20                       | 2,625                   |
|         | 1979 | 1,012          | 513       | 880                           | 430       | 132                          | 83        | 0                                  | 0          | 0                       | 20                       | 648                     |
| KING    | 1958 | 620            | 1,033     | 0                             | 0         | 620                          | 1,033     | 0                                  | 0          | 0                       | 9                        | 0                       |
|         | 1964 | 1,030          | 1,583     | 200                           | 200       | 830                          | 1,383     | 0                                  | 0          | 0                       | 15                       | 180                     |
|         | 1969 | 670            | 337       | 100                           | 17        | 570                          | 320       | 0                                  | 0          | 0                       | 14                       | 350                     |
|         | 1974 | 1,090          | 556       | 100                           | 33        | 990                          | 523       | 0                                  | 0          | 0                       | 15                       | 630                     |
|         | 1979 | 457            | 280       | 150                           | 100       | 307                          | 180       | 0                                  | 0          | 0                       | 15                       | 207                     |
| KINNEY  | 1958 | 2,335          | 3,173     | 600                           | 692       | 1,535                        | 2,301     | 200                                | 180        | 30                      | 14                       | 0                       |
|         | 1964 | 5,900          | 11,147    | 600                           | 1,000     | 5,300                        | 10,147    | 0                                  | 0          | 0                       | 36                       | 0                       |
|         | 1969 | 8,986          | 16,658    | 2,550                         | 4,325     | 6,436                        | 12,333    | 0                                  | 0          | 0                       | 61                       | 0                       |
|         | 1974 | 8,550          | 14,317    | 2,500                         | 3,497     | 6,050                        | 10,820    | 0                                  | 0          | 0                       | 50                       | 0                       |
|         | 1979 | 7,566          | 12,862    | 2,500                         | 3,500     | 5,000                        | 9,203     | 66                                 | 159        | 20                      | 50                       | 413                     |
| MLEBERG | 1958 | 1,088          | 903       | 370                           | 185       | 718                          | 718       | 0                                  | 0          | 0                       | 0                        | 1,088                   |
|         | 1964 | 933            | 893       | 80                            | 40        | 853                          | 853       | 0                                  | 0          | 0                       | 1                        | 161                     |
|         | 1969 | 1,505          | 640       | 730                           | 311       | 775                          | 329       | 0                                  | 0          | 0                       | 3                        | 1,105                   |
|         | 1974 | 1,080          | 505       | 60                            | 40        | 940                          | 412       | 80                                 | 53         | 60                      | 5                        | 1,080                   |
|         | 1979 | 1,080          | 437       | 60                            | 40        | 940                          | 343       | 80                                 | 53         | 60                      | 5                        | 1,080                   |
| KNOX    | 1958 | 21,000         | 19,276    | 0                             | 0         | 21,000                       | 19,276    | 0                                  | 0          | 0                       | 400                      | 2,250                   |
|         | 1964 | 33,891         | 35,277    | 521                           | 324       | 33,320                       | 34,894    | 50                                 | 59         | 50                      | 687                      | 6,165                   |
|         | 1969 | 69,273         | 50,168    | 441                           | 294       | 68,832                       | 49,874    | 0                                  | 0          | 0                       | 1,068                    | 16,000                  |
|         | 1974 | 67,315         | 44,998    | 440                           | 293       | 66,875                       | 44,705    | 0                                  | 0          | 0                       | 1,085                    | 18,000                  |
|         | 1979 | 68,000         | 51,283    | 0                             | 0         | 68,000                       | 51,283    | 0                                  | 0          | 0                       | 1,200                    | 19,630                  |
| LAMAR   | 1958 | 160            | 60        | 160                           | 60        | 0                            | 0         | 0                                  | 0          | 0                       | 0                        | 160                     |
|         | 1964 | 300            | 100       | 270                           | 93        | 30                           | 7         | 0                                  | 0          | 0                       | 1                        | 290                     |
|         | 1969 | 790            | 209       | 770                           | 202       | 20                           | 7         | 0                                  | 0          | 0                       | 1                        | 790                     |
|         | 1974 | 205            | 68        | 205                           | 68        | 0                            | 0         | 0                                  | 0          | 0                       | 10                       | 205                     |
|         | 1979 | 205            | 68        | 205                           | 68        | 0                            | 0         | 0                                  | 0          | 0                       | 10                       | 205                     |
| LAMB    | 1958 | 292,460        | 395,982   | 0                             | 0         | 292,460                      | 395,982   | 0                                  | 0          | 0                       | 5,000                    | 5,060                   |
|         | 1964 | 331,180        | 683,252   | 0                             | 0         | 331,180                      | 683,252   | 0                                  | 0          | 0                       | 5,350                    | 19,000                  |
|         | 1969 | 317,847        | 388,875   | 0                             | 0         | 317,847                      | 388,875   | 0                                  | 0          | 0                       | 6,000                    | 68,680                  |
|         | 1974 | 326,070        | 413,872   | 0                             | 0         | 326,070                      | 413,872   | 0                                  | 0          | 0                       | 6,600                    | 83,200                  |
|         | 1979 | 296,600        | 320,033   | 0                             | 0         | 296,600                      | 320,033   | 0                                  | 0          | 0                       | 6,700                    | 125,000                 |

TABLE 1.--IRRIGATION SUMMARY FOR COUNTIES, 1958, 1964, 1969, 1974, AND 1979--CONTINUED

| COUNTY    | YEAR | ALL IRRIGATION |           | SURFACE-WATER IRRIGATION ONLY |           | GROUND-WATER IRRIGATION ONLY |           | IRRIGATION USING COMBINED SUPPLIES |           |                        | IRRI-GATION WELLS | SPRINKLER SYSTEMS |
|-----------|------|----------------|-----------|-------------------------------|-----------|------------------------------|-----------|------------------------------------|-----------|------------------------|-------------------|-------------------|
|           |      | ACRES          | ACRE-FEET | ACRES                         | ACRE-FEET | ACRES                        | ACRE-FEET | ACRES                              | ACRE-FEET | SURFACE SOURCE-PERCENT | NUMBER            | ACRES             |
| LAMPASAS  | 1958 | 0              | 0         | 0                             | 0         | 0                            | 0         | 0                                  | 0         | 0                      | 0                 | 0                 |
|           | 1964 | 318            | 355       | 286                           | 312       | 32                           | 43        | 0                                  | 0         | 0                      | 3                 | 307               |
|           | 1969 | 581            | 855       | 542                           | 792       | 39                           | 63        | 0                                  | 0         | 0                      | 5                 | 581               |
|           | 1974 | 625            | 409       | 518                           | 331       | 107                          | 78        | 0                                  | 0         | 0                      | 8                 | 625               |
|           | 1979 | 120            | 60        | 120                           | 60        | 0                            | 0         | 0                                  | 0         | 0                      | 7                 | 120               |
| LA SALLE  | 1958 | 6,570          | 6,981     | 1,470                         | 1,442     | 5,100                        | 5,539     | 0                                  | 0         | 0                      | 53                | 4,000             |
|           | 1964 | 10,175         | 15,273    | 1,221                         | 1,210     | 8,724                        | 13,820    | 230                                | 243       | 50                     | 57                | 7,949             |
|           | 1969 | 11,716         | 13,879    | 1,313                         | 1,807     | 9,943                        | 11,744    | 460                                | 328       | 10                     | 53                | 11,407            |
|           | 1974 | 12,296         | 12,885    | 1,000                         | 703       | 9,706                        | 10,900    | 1,590                              | 1,282     | 22                     | 57                | 12,130            |
|           | 1979 | 13,055         | 10,707    | 1,820                         | 1,378     | 9,695                        | 8,333     | 1,540                              | 996       | 27                     | 40                | 13,055            |
| LAVACA    | 1958 | 5,667          | 13,579    | 0                             | 0         | 5,667                        | 13,579    | 0                                  | 0         | 0                      | 60                | 400               |
|           | 1964 | 6,480          | 15,691    | 0                             | 0         | 6,480                        | 15,691    | 0                                  | 0         | 0                      | 62                | 450               |
|           | 1969 | 8,242          | 23,695    | 40                            | 27        | 8,067                        | 23,512    | 135                                | 156       | 32                     | 85                | 915               |
|           | 1974 | 8,222          | 24,325    | 40                            | 50        | 7,941                        | 23,965    | 241                                | 310       | 49                     | 90                | 879               |
|           | 1979 | 9,054          | 26,779    | 40                            | 33        | 8,773                        | 26,560    | 241                                | 187       | 49                     | 90                | 1,054             |
| LEE       | 1958 | 0              | 0         | 0                             | 0         | 0                            | 0         | 0                                  | 0         | 0                      | 0                 | 0                 |
|           | 1964 | 0              | 0         | 0                             | 0         | 0                            | 0         | 0                                  | 0         | 0                      | 0                 | 0                 |
|           | 1969 | 250            | 188       | 0                             | 0         | 250                          | 188       | 0                                  | 0         | 0                      | 3                 | 250               |
|           | 1974 | 880            | 683       | 425                           | 349       | 455                          | 334       | 0                                  | 0         | 0                      | 8                 | 880               |
|           | 1979 | 215            | 91        | 35                            | 18        | 180                          | 73        | 0                                  | 0         | 0                      | 9                 | 215               |
| LEON      | 1958 | 250            | 300       | 50                            | 33        | 200                          | 267       | 0                                  | 0         | 0                      | 3                 | 30                |
|           | 1964 | 60             | 30        | 0                             | 0         | 60                           | 30        | 0                                  | 0         | 0                      | 4                 | 0                 |
|           | 1969 | 0              | 0         | 0                             | 0         | 0                            | 0         | 0                                  | 0         | 0                      | 2                 | 0                 |
|           | 1974 | 45             | 34        | 0                             | 0         | 45                           | 34        | 0                                  | 0         | 0                      | 4                 | 45                |
|           | 1979 | 0              | 0         | 0                             | 0         | 0                            | 0         | 0                                  | 0         | 0                      | 4                 | 0                 |
| LIBERTY   | 1958 | 34,205         | 102,615   | 20,556                        | 61,668    | 13,649                       | 40,947    | 0                                  | 0         | 0                      | 32                | 0                 |
|           | 1964 | 36,698         | 88,403    | 23,016                        | 57,540    | 13,682                       | 30,863    | 0                                  | 0         | 0                      | 66                | 0                 |
|           | 1969 | 43,556         | 101,828   | 25,808                        | 64,521    | 14,125                       | 28,250    | 3,623                              | 9,057     | 48                     | 90                | 0                 |
|           | 1974 | 44,372         | 103,694   | 26,274                        | 65,687    | 14,475                       | 28,950    | 3,623                              | 9,057     | 48                     | 92                | 0                 |
|           | 1979 | 32,400         | 78,714    | 22,061                        | 55,153    | 4,572                        | 9,144     | 5,767                              | 14,418    | 50                     | 84                | 0                 |
| LIMESTONE | 1958 | 0              | 0         | 0                             | 0         | 0                            | 0         | 0                                  | 0         | 0                      | 0                 | 0                 |
|           | 1964 | 0              | 0         | 0                             | 0         | 0                            | 0         | 0                                  | 0         | 0                      | 0                 | 0                 |
|           | 1969 | 95             | 95        | 65                            | 65        | 30                           | 30        | 0                                  | 0         | 0                      | 3                 | 95                |
|           | 1974 | 40             | 40        | 0                             | 0         | 40                           | 40        | 0                                  | 0         | 0                      | 4                 | 40                |
|           | 1979 | 0              | 0         | 0                             | 0         | 0                            | 0         | 0                                  | 0         | 0                      | 4                 | 0                 |



TABLE 1.--IRRIGATION SUMMARY FOR COUNTIES, 1958, 1964, 1969, 1974, AND 1979--CONTINUED

| COUNTY    | YEAR | ALL IRRIGATION |           |       | SURFACE-WATER IRRIGATION ONLY |         |           | GROUND-WATER IRRIGATION ONLY |           |       | IRRIGATION USING COMBINED SUPPLIES |        |        | SURFACE SOURCE--PERCENT | IRRI-GATION WELLS | SPRINKLER SYSTEMS |
|-----------|------|----------------|-----------|-------|-------------------------------|---------|-----------|------------------------------|-----------|-------|------------------------------------|--------|--------|-------------------------|-------------------|-------------------|
|           |      | ACRES          | ACRE-FEET | ACRES | ACRE-FEET                     | ACRES   | ACRE-FEET | ACRES                        | ACRE-FEET | ACRES | ACRE-FEET                          | ACRES  | NUMBER |                         |                   |                   |
| LIPSCOMB  | 1958 | 1,685          | 1,480     | 20    | 15                            | 1,665   | 1,465     | 0                            | 0         | 0     | 0                                  | 14     | 680    |                         |                   |                   |
|           | 1964 | 2,660          | 2,420     | 55    | 63                            | 2,605   | 2,357     | 0                            | 0         | 0     | 26                                 | 1,695  |        |                         |                   |                   |
|           | 1969 | 8,246          | 5,158     | 0     | 0                             | 7,946   | 5,008     | 300                          | 150       | 30    | 53                                 | 5,706  |        |                         |                   |                   |
|           | 1974 | 15,766         | 21,099    | 0     | 0                             | 15,466  | 20,974    | 300                          | 125       | 20    | 154                                | 13,096 |        |                         |                   |                   |
|           | 1979 | 33,180         | 38,417    | 0     | 0                             | 32,880  | 38,267    | 300                          | 150       | 20    | 186                                | 28,790 |        |                         |                   |                   |
| LIVE OAK  | 1958 | 1,280          | 921       | 100   | 139                           | 980     | 603       | 200                          | 179       | 50    | 14                                 | 430    |        |                         |                   |                   |
|           | 1964 | 2,538          | 1,831     | 341   | 195                           | 1,713   | 1,233     | 484                          | 403       | 46    | 38                                 | 1,413  |        |                         |                   |                   |
|           | 1969 | 4,923          | 2,109     | 690   | 430                           | 4,233   | 1,679     | 0                            | 0         | 0     | 65                                 | 4,050  |        |                         |                   |                   |
|           | 1974 | 3,713          | 2,157     | 600   | 433                           | 3,113   | 1,724     | 0                            | 0         | 0     | 65                                 | 2,330  |        |                         |                   |                   |
|           | 1979 | 1,010          | 673       | 120   | 80                            | 890     | 593       | 0                            | 0         | 0     | 8                                  | 420    |        |                         |                   |                   |
| LLANO     | 1958 | 0              | 0         | 0     | 0                             | 0       | 0         | 0                            | 0         | 0     | 0                                  | 0      |        |                         |                   |                   |
|           | 1964 | 340            | 518       | 190   | 328                           | 150     | 190       | 0                            | 0         | 0     | 6                                  | 340    |        |                         |                   |                   |
|           | 1969 | 1,128          | 2,697     | 280   | 634                           | 848     | 2,063     | 0                            | 0         | 0     | 45                                 | 1,128  |        |                         |                   |                   |
|           | 1974 | 1,125          | 679       | 540   | 270                           | 585     | 409       | 0                            | 0         | 0     | 51                                 | 1,125  |        |                         |                   |                   |
|           | 1979 | 982            | 1,359     | 231   | 289                           | 751     | 1,070     | 0                            | 0         | 0     | 44                                 | 957    |        |                         |                   |                   |
| LOVING    | 1958 | 200            | 700       | 200   | 700                           | 0       | 0         | 0                            | 0         | 0     | 0                                  | 0      |        |                         |                   |                   |
|           | 1964 | 100            | 273       | 100   | 273                           | 0       | 0         | 0                            | 0         | 0     | 0                                  | 0      |        |                         |                   |                   |
|           | 1969 | 17             | 68        | 17    | 68                            | 0       | 0         | 0                            | 0         | 0     | 1                                  | 0      |        |                         |                   |                   |
|           | 1974 | 17             | 51        | 17    | 51                            | 0       | 0         | 0                            | 0         | 0     | 1                                  | 0      |        |                         |                   |                   |
|           | 1979 | 30             | 40        | 30    | 40                            | 0       | 0         | 0                            | 0         | 0     | 1                                  | 0      |        |                         |                   |                   |
| LUBBOCK   | 1958 | 350,000        | 291,264   | 0     | 0                             | 350,000 | 291,264   | 0                            | 0         | 0     | 5,055                              | 200    |        |                         |                   |                   |
|           | 1964 | 350,014        | 213,298   | 0     | 0                             | 350,014 | 213,298   | 0                            | 0         | 0     | 5,410                              | 2,000  |        |                         |                   |                   |
|           | 1969 | 325,000        | 149,850   | 0     | 0                             | 325,000 | 149,850   | 0                            | 0         | 0     | 6,200                              | 1,000  |        |                         |                   |                   |
|           | 1974 | 300,000        | 278,409   | 0     | 0                             | 295,000 | 270,284   | 5,000                        | 8,125     | 80    | 6,720                              | 12,600 |        |                         |                   |                   |
|           | 1979 | 95,395         | 25,980    | 0     | 0                             | 90,045  | 8,313     | 5,350                        | 17,667    | 78    | 6,454                              | 15,530 |        |                         |                   |                   |
| LYNN      | 1958 | 65,000         | 79,501    | 0     | 0                             | 65,000  | 79,501    | 0                            | 0         | 0     | 1,500                              | 1,500  |        |                         |                   |                   |
|           | 1964 | 79,200         | 79,067    | 0     | 0                             | 79,200  | 79,067    | 0                            | 0         | 0     | 2,175                              | 3,400  |        |                         |                   |                   |
|           | 1969 | 92,070         | 23,477    | 430   | 183                           | 91,640  | 23,294    | 0                            | 0         | 0     | 2,466                              | 2,650  |        |                         |                   |                   |
|           | 1974 | 72,485         | 72,382    | 130   | 108                           | 72,355  | 72,274    | 0                            | 0         | 0     | 2,532                              | 4,120  |        |                         |                   |                   |
|           | 1979 | 64,559         | 38,290    | 300   | 175                           | 63,959  | 37,815    | 300                          | 300       | 75    | 2,730                              | 18,060 |        |                         |                   |                   |
| MCCULLOCH | 1958 | 1,172          | 1,098     | 348   | 292                           | 824     | 806       | 0                            | 0         | 0     | 20                                 | 1,012  |        |                         |                   |                   |
|           | 1964 | 1,154          | 1,493     | 474   | 433                           | 680     | 1,060     | 0                            | 0         | 0     | 21                                 | 1,093  |        |                         |                   |                   |
|           | 1969 | 1,973          | 2,290     | 583   | 583                           | 1,390   | 1,645     | 0                            | 0         | 0     | 44                                 | 1,877  |        |                         |                   |                   |
|           | 1974 | 2,284          | 2,180     | 481   | 501                           | 1,803   | 1,679     | 0                            | 0         | 0     | 38                                 | 2,228  |        |                         |                   |                   |
|           | 1979 | 2,859          | 2,651     | 476   | 568                           | 2,383   | 2,083     | 0                            | 0         | 0     | 40                                 | 2,859  |        |                         |                   |                   |

TABLE 1.--IRRIGATION SUMMARY FOR COUNTIES, 1958, 1964, 1969, 1974, AND 1979--CONTINUED

| COUNTY    | YEAR | ALL IRRIGATION |           |        | SURFACE-WATER IRRIGATION ONLY |        |           | GROUND-WATER IRRIGATION ONLY |           |       | IRRIGATION USING COMBINED SUPPLIES |                        |     | IRRIGATION NUMBER | SPRINKLER SYSTEMS |
|-----------|------|----------------|-----------|--------|-------------------------------|--------|-----------|------------------------------|-----------|-------|------------------------------------|------------------------|-----|-------------------|-------------------|
|           |      | ACRES          | ACRE-FEET | ACRES  | ACRE-FEET                     | ACRES  | ACRE-FEET | ACRES                        | ACRE-FEET | ACRES | ACRE- FEET                         | SURFACE SOURCE-PERCENT |     |                   |                   |
| MCLENNAN  | 1958 | 4,015          | 1,942     | 0      | 0                             | 0      | 0         | 0                            | 0         | 4,015 | 1,942                              | 62                     | 71  | 1,745             |                   |
|           | 1964 | 7,233          | 3,213     | 0      | 0                             | 0      | 0         | 0                            | 0         | 7,233 | 3,213                              | 97                     | 75  | 5,805             |                   |
|           | 1969 | 6,642          | 5,181     | 5,680  | 4,421                         | 962    | 760       | 0                            | 0         | 0     | 0                                  | 0                      | 80  | 3,611             |                   |
|           | 1974 | 6,509          | 4,907     | 5,657  | 4,255                         | 852    | 652       | 0                            | 0         | 0     | 0                                  | 0                      | 80  | 3,389             |                   |
|           | 1979 | 0              | 0         | 0      | 0                             | 0      | 0         | 0                            | 0         | 0     | 0                                  | 0                      | 60  | 0                 |                   |
| MCMULLEN  | 1958 | 127            | 97        | 27     | 14                            | 100    | 83        | 0                            | 0         | 0     | 0                                  | 0                      | 5   | 127               |                   |
|           | 1964 | 282            | 145       | 27     | 9                             | 255    | 136       | 0                            | 0         | 0     | 0                                  | 0                      | 8   | 252               |                   |
|           | 1969 | 0              | 0         | 0      | 0                             | 0      | 0         | 0                            | 0         | 0     | 0                                  | 0                      | 8   | 0                 |                   |
|           | 1974 | 0              | 0         | 0      | 0                             | 0      | 0         | 0                            | 0         | 0     | 0                                  | 0                      | 12  | 0                 |                   |
|           | 1979 | 0              | 0         | 0      | 0                             | 0      | 0         | 0                            | 0         | 0     | 0                                  | 0                      | 12  | 0                 |                   |
| MADISON   | 1958 | 540            | 734       | 500    | 667                           | 40     | 67        | 0                            | 0         | 0     | 0                                  | 0                      | 1   | 0                 |                   |
|           | 1964 | 790            | 693       | 540    | 540                           | 80     | 53        | 150                          | 100       | 50    | 50                                 | 0                      | 4   | 250               |                   |
|           | 1969 | 994            | 687       | 664    | 444                           | 180    | 130       | 150                          | 113       | 50    | 50                                 | 0                      | 4   | 350               |                   |
|           | 1974 | 40             | 40        | 0      | 0                             | 40     | 40        | 0                            | 0         | 0     | 0                                  | 0                      | 4   | 40                |                   |
|           | 1979 | 108            | 59        | 108    | 59                            | 0      | 0         | 0                            | 0         | 0     | 0                                  | 0                      | 4   | 0                 |                   |
| MARION    | 1958 | 0              | 0         | 0      | 0                             | 0      | 0         | 0                            | 0         | 0     | 0                                  | 0                      | 0   | 0                 |                   |
|           | 1964 | 160            | 80        | 160    | 80                            | 0      | 0         | 0                            | 0         | 0     | 0                                  | 0                      | 0   | 160               |                   |
|           | 1969 | 120            | 40        | 120    | 40                            | 0      | 0         | 0                            | 0         | 0     | 0                                  | 0                      | 0   | 120               |                   |
|           | 1974 | 0              | 0         | 0      | 0                             | 0      | 0         | 0                            | 0         | 0     | 0                                  | 0                      | 0   | 0                 |                   |
|           | 1979 | 0              | 0         | 0      | 0                             | 0      | 0         | 0                            | 0         | 0     | 0                                  | 0                      | 0   | 0                 |                   |
| MARTIN    | 1958 | 26,200         | 40,675    | 0      | 0                             | 26,200 | 40,675    | 0                            | 0         | 0     | 0                                  | 0                      | 289 | 23,200            |                   |
|           | 1964 | 22,000         | 45,665    | 0      | 0                             | 22,000 | 45,665    | 0                            | 0         | 0     | 0                                  | 0                      | 300 | 21,700            |                   |
|           | 1969 | 28,952         | 29,187    | 0      | 0                             | 28,952 | 29,187    | 0                            | 0         | 0     | 0                                  | 0                      | 350 | 28,952            |                   |
|           | 1974 | 26,715         | 29,825    | 0      | 0                             | 26,715 | 29,825    | 0                            | 0         | 0     | 0                                  | 0                      | 325 | 26,715            |                   |
|           | 1979 | 25,000         | 15,625    | 0      | 0                             | 25,000 | 15,625    | 0                            | 0         | 0     | 0                                  | 0                      | 325 | 25,000            |                   |
| MASON     | 1958 | 4,345          | 4,737     | 0      | 0                             | 4,345  | 4,737     | 0                            | 0         | 0     | 0                                  | 0                      | 67  | 4,345             |                   |
|           | 1964 | 5,254          | 8,583     | 132    | 203                           | 5,122  | 8,380     | 0                            | 0         | 0     | 0                                  | 0                      | 92  | 5,144             |                   |
|           | 1969 | 8,437          | 16,804    | 242    | 384                           | 8,195  | 16,420    | 0                            | 0         | 0     | 0                                  | 0                      | 300 | 8,110             |                   |
|           | 1974 | 8,414          | 6,464     | 242    | 160                           | 8,172  | 6,304     | 0                            | 0         | 0     | 0                                  | 0                      | 350 | 8,374             |                   |
|           | 1979 | 6,957          | 14,867    | 125    | 178                           | 6,832  | 14,689    | 0                            | 0         | 0     | 0                                  | 0                      | 289 | 6,951             |                   |
| MATAGORDA | 1958 | 35,200         | 140,460   | 27,100 | 110,450                       | 3,700  | 12,650    | 4,400                        | 17,360    | 60    | 60                                 | 0                      | 41  | 0                 |                   |
|           | 1964 | 45,952         | 213,577   | 37,386 | 180,349                       | 5,296  | 19,058    | 3,270                        | 14,170    | 21    | 21                                 | 0                      | 40  | 230               |                   |
|           | 1969 | 55,400         | 216,050   | 46,001 | 184,004                       | 5,899  | 18,921    | 3,500                        | 13,125    | 30    | 30                                 | 0                      | 109 | 690               |                   |
|           | 1974 | 55,686         | 208,659   | 22,401 | 89,604                        | 7,050  | 20,674    | 26,235                       | 98,381    | 84    | 84                                 | 0                      | 114 | 1,600             |                   |
|           | 1979 | 56,159         | 206,421   | 22,443 | 88,302                        | 6,184  | 21,059    | 25,832                       | 96,870    | 84    | 84                                 | 0                      | 120 | 3,924             |                   |

TABLE 1.--IRRIGATION SUMMARY FOR COUNTIES, 1958, 1964, 1969, 1974, AND 1979--CONTINUED

| COUNTY   | YEAR | ALL IRRIGATION |           | SURFACE-WATER IRRIGATION ONLY |           | GROUND-WATER IRRIGATION ONLY |           | IRRIGATION USING COMBINED SUPPLIES |           | SURFACE SOURCE-PERCENT | IRRIGATION WELLS | SPRINKLER SYSTEMS |
|----------|------|----------------|-----------|-------------------------------|-----------|------------------------------|-----------|------------------------------------|-----------|------------------------|------------------|-------------------|
|          |      | ACRES          | ACRE-FOOT | ACRES                         | ACRE-FOOT | ACRES                        | ACRE-FOOT | ACRES                              | ACRE-FOOT |                        |                  |                   |
| MAVERICK | 1958 | 29,431         | 35,001    | 28,256                        | 33,667    | 1,175                        | 1,334     | 0                                  | 0         | 0                      | 6                | 0                 |
|          | 1964 | 38,449         | 110,696   | 36,820                        | 108,282   | 1,629                        | 2,414     | 0                                  | 0         | 0                      | 14               | 0                 |
|          | 1969 | 46,629         | 117,706   | 45,000                        | 113,520   | 1,629                        | 4,186     | 0                                  | 0         | 0                      | 14               | 0                 |
|          | 1974 | 42,729         | 100,930   | 41,100                        | 97,600    | 1,629                        | 3,330     | 0                                  | 0         | 0                      | 14               | 400               |
|          | 1979 | 42,030         | 63,337    | 40,400                        | 61,097    | 1,630                        | 2,420     | 0                                  | 0         | 0                      | 14               | 640               |
| MEDINA   | 1958 | 13,400         | 21,893    | 5,400                         | 10,661    | 8,000                        | 11,232    | 0                                  | 0         | 0                      | 40               | 0                 |
|          | 1964 | 19,564         | 38,169    | 10,500                        | 23,708    | 9,064                        | 14,461    | 0                                  | 0         | 0                      | 54               | 800               |
|          | 1969 | 26,210         | 62,635    | 13,100                        | 29,967    | 13,110                       | 32,668    | 0                                  | 0         | 0                      | 117              | 2,210             |
|          | 1974 | 34,450         | 69,667    | 13,250                        | 28,634    | 21,200                       | 41,033    | 0                                  | 0         | 0                      | 154              | 3,505             |
|          | 1979 | 38,050         | 65,370    | 13,250                        | 21,733    | 24,800                       | 43,637    | 0                                  | 0         | 0                      | 175              | 5,985             |
| MENARD   | 1958 | 3,500          | 5,210     | 3,300                         | 4,922     | 200                          | 288       | 0                                  | 0         | 0                      | 6                | 30                |
|          | 1964 | 2,154          | 3,051     | 1,873                         | 2,661     | 281                          | 390       | 0                                  | 0         | 0                      | 9                | 20                |
|          | 1969 | 2,930          | 3,790     | 2,900                         | 3,730     | 30                           | 60        | 0                                  | 0         | 0                      | 9                | 30                |
|          | 1974 | 3,005          | 3,331     | 2,900                         | 3,016     | 105                          | 315       | 0                                  | 0         | 0                      | 12               | 105               |
|          | 1979 | 3,254          | 2,431     | 3,154                         | 2,348     | 100                          | 83        | 0                                  | 0         | 0                      | 14               | 120               |
| MIDLAND  | 1958 | 12,175         | 24,866    | 0                             | 0         | 12,175                       | 24,866    | 0                                  | 0         | 0                      | 260              | 12,175            |
|          | 1964 | 11,826         | 14,847    | 0                             | 0         | 11,826                       | 14,847    | 0                                  | 0         | 0                      | 389              | 10,297            |
|          | 1969 | 28,505         | 33,429    | 0                             | 0         | 28,505                       | 33,429    | 0                                  | 0         | 0                      | 250              | 26,200            |
|          | 1974 | 29,385         | 37,457    | 0                             | 0         | 28,276                       | 35,753    | 1,109                              | 1,704     | 70                     | 300              | 21,545            |
|          | 1979 | 17,745         | 24,571    | 0                             | 0         | 16,545                       | 22,071    | 1,200                              | 2,500     | 75                     | 350              | 14,100            |
| MILAM    | 1958 | 2,365          | 1,836     | 1,930                         | 1,479     | 35                           | 23        | 400                                | 334       | 50                     | 9                | 295               |
|          | 1964 | 4,504          | 3,434     | 3,854                         | 2,844     | 250                          | 190       | 400                                | 400       | 60                     | 9                | 2,114             |
|          | 1969 | 1,945          | 787       | 1,475                         | 594       | 220                          | 110       | 250                                | 83        | 80                     | 10               | 1,005             |
|          | 1974 | 2,025          | 1,316     | 1,535                         | 1,001     | 240                          | 123       | 250                                | 192       | 80                     | 12               | 1,055             |
|          | 1979 | 165            | 117       | 165                           | 117       | 0                            | 0         | 0                                  | 0         | 0                      | 12               | 80                |
| MILLS    | 1958 | 1,880          | 3,066     | 1,880                         | 3,066     | 0                            | 0         | 0                                  | 0         | 0                      | 0                | 50                |
|          | 1964 | 2,387          | 2,455     | 2,387                         | 2,455     | 0                            | 0         | 0                                  | 0         | 0                      | 0                | 476               |
|          | 1969 | 2,083          | 4,092     | 2,083                         | 4,092     | 0                            | 0         | 0                                  | 0         | 0                      | 0                | 679               |
|          | 1974 | 3,120          | 6,559     | 3,120                         | 6,559     | 0                            | 0         | 0                                  | 0         | 0                      | 0                | 1,738             |
|          | 1979 | 1,945          | 1,637     | 1,710                         | 1,480     | 235                          | 157       | 0                                  | 0         | 0                      | 4                | 475               |
| MITCHELL | 1958 | 15,000         | 23,741    | 0                             | 0         | 15,000                       | 23,741    | 0                                  | 0         | 0                      | 140              | 15,000            |
|          | 1964 | 12,000         | 23,291    | 0                             | 0         | 12,000                       | 23,291    | 0                                  | 0         | 0                      | 110              | 12,000            |
|          | 1969 | 5,243          | 2,682     | 120                           | 60        | 4,953                        | 2,556     | 170                                | 66        | 32                     | 310              | 5,233             |
|          | 1974 | 6,413          | 4,380     | 220                           | 110       | 6,023                        | 4,204     | 170                                | 66        | 32                     | 335              | 6,403             |
|          | 1979 | 2,940          | 2,525     | 150                           | 150       | 2,790                        | 2,375     | 0                                  | 0         | 0                      | 300              | 2,940             |

TABLE 1.--IRRIGATION SUMMARY FOR COUNTIES, 1958, 1964, 1969, 1974, AND 1979--CONTINUED

| COUNTY      | YEAR | ALL IRRIGATION |           | SURFACE-WATER IRRIGATION ONLY |           | GROUND-WATER IRRIGATION ONLY |           | IRRIGATION USING COMBINED SUPPLIES |            |                         | IRRI-GATION WELLS NUMBER | SPRINKLER SYSTEMS ACRES |
|-------------|------|----------------|-----------|-------------------------------|-----------|------------------------------|-----------|------------------------------------|------------|-------------------------|--------------------------|-------------------------|
|             |      | ACRES          | ACRE-FEET | ACRES                         | ACRE-FEET | ACRES                        | ACRE-FEET | ACRES                              | ACRE- FEET | SURFACE SOURCE- PERCENT |                          |                         |
| MONTAGUE    | 1958 | 0              | 0         | 0                             | 0         | 0                            | 0         | 0                                  | 0          | 0                       | 0                        | 0                       |
|             | 1964 | 211            | 144       | 104                           | 43        | 107                          | 101       | 0                                  | 0          | 0                       | 6                        | 211                     |
|             | 1969 | 320            | 137       | 240                           | 89        | 80                           | 48        | 0                                  | 0          | 0                       | 8                        | 320                     |
|             | 1974 | 512            | 359       | 202                           | 94        | 105                          | 77        | 205                                | 188        | 38                      | 10                       | 512                     |
|             | 1979 | 435            | 179       | 5                             | 2         | 90                           | 15        | 340                                | 163        | 56                      | 12                       | 345                     |
| MONTGOMERY  | 1958 | 120            | 80        | 60                            | 40        | 60                           | 40        | 0                                  | 0          | 0                       | 2                        | 120                     |
|             | 1964 | 260            | 81        | 100                           | 11        | 160                          | 70        | 0                                  | 0          | 0                       | 5                        | 240                     |
|             | 1969 | 135            | 135       | 35                            | 35        | 100                          | 100       | 0                                  | 0          | 0                       | 4                        | 135                     |
|             | 1974 | 0              | 0         | 0                             | 0         | 0                            | 0         | 0                                  | 0          | 0                       | 0                        | 0                       |
|             | 1979 | 0              | 0         | 0                             | 0         | 0                            | 0         | 0                                  | 0          | 0                       | 0                        | 0                       |
| MOORE       | 1958 | 81,280         | 83,828    | 0                             | 0         | 81,280                       | 83,828    | 0                                  | 0          | 0                       | 256                      | 0                       |
|             | 1964 | 113,180        | 160,534   | 0                             | 0         | 113,180                      | 160,534   | 0                                  | 0          | 0                       | 564                      | 190                     |
|             | 1969 | 212,780        | 218,828   | 0                             | 0         | 212,780                      | 218,828   | 0                                  | 0          | 0                       | 890                      | 790                     |
|             | 1974 | 230,136        | 327,908   | 0                             | 0         | 230,136                      | 327,908   | 0                                  | 0          | 0                       | 1,007                    | 840                     |
|             | 1979 | 233,725        | 304,033   | 0                             | 0         | 233,725                      | 304,033   | 0                                  | 0          | 0                       | 1,190                    | 5,830                   |
| MORRIS      | 1958 | 170            | 64        | 60                            | 19        | 0                            | 0         | 110                                | 45         | 50                      | 2                        | 140                     |
|             | 1964 | 160            | 79        | 10                            | 4         | 0                            | 0         | 150                                | 75         | 60                      | 2                        | 160                     |
|             | 1969 | 470            | 273       | 450                           | 265       | 0                            | 0         | 20                                 | 8          | 20                      | 2                        | 470                     |
|             | 1974 | 470            | 273       | 450                           | 265       | 0                            | 0         | 20                                 | 8          | 95                      | 2                        | 450                     |
|             | 1979 | 275            | 85        | 275                           | 85        | 0                            | 0         | 0                                  | 0          | 0                       | 0                        | 275                     |
| MOTLEY      | 1958 | 2,932          | 2,401     | 0                             | 0         | 2,932                        | 2,401     | 0                                  | 0          | 0                       | 75                       | 2,453                   |
|             | 1964 | 3,915          | 4,038     | 0                             | 0         | 3,915                        | 4,038     | 0                                  | 0          | 0                       | 82                       | 3,715                   |
|             | 1969 | 7,164          | 7,131     | 0                             | 0         | 7,164                        | 7,131     | 0                                  | 0          | 0                       | 100                      | 7,164                   |
|             | 1974 | 7,384          | 6,559     | 80                            | 60        | 7,304                        | 6,499     | 0                                  | 0          | 0                       | 110                      | 7,384                   |
|             | 1979 | 7,544          | 2,975     | 40                            | 37        | 7,504                        | 2,938     | 0                                  | 0          | 0                       | 118                      | 7,164                   |
| MACONDOCHES | 1958 | 40             | 7         | 40                            | 7         | 0                            | 0         | 0                                  | 0          | 0                       | 3                        | 40                      |
|             | 1964 | 9              | 4         | 5                             | 2         | 4                            | 2         | 0                                  | 0          | 0                       | 1                        | 9                       |
|             | 1969 | 0              | 0         | 0                             | 0         | 0                            | 0         | 0                                  | 0          | 0                       | 0                        | 0                       |
|             | 1974 | 25             | 21        | 25                            | 21        | 0                            | 0         | 0                                  | 0          | 0                       | 0                        | 25                      |
|             | 1979 | 0              | 0         | 0                             | 0         | 0                            | 0         | 0                                  | 0          | 0                       | 0                        | 0                       |
| NAVARRO     | 1958 | 1,130          | 565       | 880                           | 440       | 250                          | 125       | 0                                  | 0          | 0                       | 6                        | 840                     |
|             | 1964 | 240            | 120       | 40                            | 20        | 200                          | 100       | 0                                  | 0          | 0                       | 9                        | 0                       |
|             | 1969 | 0              | 0         | 0                             | 0         | 0                            | 0         | 0                                  | 0          | 0                       | 8                        | 0                       |
|             | 1974 | 0              | 0         | 0                             | 0         | 0                            | 0         | 0                                  | 0          | 0                       | 0                        | 0                       |
|             | 1979 | 0              | 0         | 0                             | 0         | 0                            | 0         | 0                                  | 0          | 0                       | 0                        | 0                       |

TABLE 1.--IRRIGATION SUMMARY FOR COUNTIES, 1958, 1964, 1969, 1974, AND 1979--CONTINUED

| COUNTY     | YEAR | ALL IRRIGATION |           | SURFACE-WATER IRRIGATION ONLY |           | GROUND-WATER IRRIGATION ONLY |           | IRRIGATION USING COMBINED SUPPLIES |            |                         | IRRI-GATION WELLS | SPRINKLER SYSTEMS |
|------------|------|----------------|-----------|-------------------------------|-----------|------------------------------|-----------|------------------------------------|------------|-------------------------|-------------------|-------------------|
|            |      | ACRES          | ACRE-FEET | ACRES                         | ACRE-FEET | ACRES                        | ACRE-FEET | ACRES                              | ACRE- FEET | SURFACE SOURCE- PERCENT | NUMBER            | ACRES             |
| NEWTON     | 1958 | 640            | 861       | 70                            | 23        | 550                          | 825       | 20                                 | 13         | 50                      | 5                 | 90                |
|            | 1964 | 595            | 1,177     | 0                             | 0         | 585                          | 1,170     | 10                                 | 7          | 50                      | 5                 | 10                |
|            | 1969 | 536            | 1,032     | 0                             | 0         | 506                          | 1,012     | 30                                 | 20         | 25                      | 4                 | 30                |
|            | 1974 | 525            | 767       | 0                             | 0         | 500                          | 750       | 25                                 | 17         | 25                      | 1                 | 25                |
|            | 1979 | 1,130          | 1,068     | 0                             | 0         | 0                            | 0         | 1,130                              | 1,068      | 25                      | 2                 | 30                |
| NOLAN      | 1958 | 2,890          | 2,848     | 150                           | 150       | 2,740                        | 2,698     | 0                                  | 0          | 0                       | 105               | 1,250             |
|            | 1964 | 3,779          | 3,248     | 383                           | 364       | 3,396                        | 2,884     | 0                                  | 0          | 0                       | 136               | 1,110             |
|            | 1969 | 3,450          | 3,511     | 411                           | 414       | 2,939                        | 2,947     | 100                                | 150        | 10                      | 160               | 2,511             |
|            | 1974 | 3,180          | 2,922     | 270                           | 216       | 2,910                        | 2,706     | 0                                  | 0          | 0                       | 160               | 2,030             |
|            | 1979 | 2,002          | 2,399     | 365                           | 623       | 1,602                        | 1,729     | 35                                 | 47         | 30                      | 170               | 1,765             |
| NUECES     | 1958 | 5,240          | 3,419     | 4,640                         | 3,192     | 600                          | 227       | 0                                  | 0          | 0                       | 2                 | 935               |
|            | 1964 | 10,304         | 6,445     | 9,103                         | 5,703     | 1,201                        | 742       | 0                                  | 0          | 0                       | 12                | 1,715             |
|            | 1969 | 6,301          | 3,432     | 5,200                         | 2,630     | 1,101                        | 802       | 0                                  | 0          | 0                       | 11                | 0                 |
|            | 1974 | 250            | 83        | 240                           | 80        | 10                           | 3         | 0                                  | 0          | 0                       | 10                | 10                |
|            | 1979 | 0              | 0         | 0                             | 0         | 0                            | 0         | 0                                  | 0          | 0                       | 17                | 0                 |
| OCHILTREE  | 1958 | 16,820         | 19,078    | 0                             | 0         | 16,820                       | 19,078    | 0                                  | 0          | 0                       | 59                | 0                 |
|            | 1964 | 40,380         | 47,607    | 0                             | 0         | 40,380                       | 47,607    | 0                                  | 0          | 0                       | 225               | 50                |
|            | 1969 | 107,060        | 115,192   | 0                             | 0         | 107,060                      | 115,192   | 0                                  | 0          | 0                       | 432               | 1,560             |
|            | 1974 | 140,420        | 207,640   | 0                             | 0         | 140,000                      | 206,867   | 420                                | 773        | 20                      | 566               | 4,260             |
|            | 1979 | 120,000        | 108,717   | 0                             | 0         | 120,000                      | 108,717   | 0                                  | 0          | 0                       | 556               | 4,260             |
| OLDHAM     | 1958 | 19,289         | 24,110    | 0                             | 0         | 19,289                       | 24,110    | 0                                  | 0          | 0                       | 65                | 0                 |
|            | 1964 | 25,440         | 38,571    | 0                             | 0         | 25,440                       | 38,571    | 0                                  | 0          | 0                       | 130               | 150               |
|            | 1969 | 28,710         | 30,084    | 0                             | 0         | 28,710                       | 30,084    | 0                                  | 0          | 0                       | 164               | 460               |
|            | 1974 | 32,709         | 31,688    | 0                             | 0         | 32,709                       | 31,688    | 0                                  | 0          | 0                       | 242               | 1,330             |
|            | 1979 | 16,830         | 16,722    | 0                             | 0         | 16,830                       | 16,722    | 0                                  | 0          | 0                       | 186               | 1,030             |
| ORANGE     | 1958 | 4,321          | 7,202     | 4,050                         | 6,750     | 271                          | 452       | 0                                  | 0          | 0                       | 2                 | 0                 |
|            | 1964 | 4,846          | 14,403    | 4,575                         | 13,725    | 271                          | 678       | 0                                  | 0          | 0                       | 0                 | 0                 |
|            | 1969 | 4,232          | 10,300    | 3,673                         | 9,182     | 559                          | 1,118     | 0                                  | 0          | 0                       | 4                 | 0                 |
|            | 1974 | 4,232          | 10,300    | 3,673                         | 9,182     | 559                          | 1,118     | 0                                  | 0          | 0                       | 4                 | 0                 |
|            | 1979 | 1,739          | 3,188     | 1,739                         | 3,188     | 0                            | 0         | 0                                  | 0          | 0                       | 1                 | 0                 |
| PALO PINTO | 1958 | 1,183          | 1,071     | 1,183                         | 1,071     | 0                            | 0         | 0                                  | 0          | 0                       | 0                 | 1,183             |
|            | 1964 | 373            | 208       | 370                           | 206       | 3                            | 2         | 0                                  | 0          | 0                       | 1                 | 373               |
|            | 1969 | 2,077          | 1,327     | 1,938                         | 1,258     | 139                          | 69        | 0                                  | 0          | 0                       | 2                 | 2,077             |
|            | 1974 | 1,680          | 840       | 1,544                         | 772       | 136                          | 68        | 0                                  | 0          | 0                       | 2                 | 1,680             |
|            | 1979 | 308            | 55        | 308                           | 55        | 0                            | 0         | 0                                  | 0          | 0                       | 2                 | 308               |

TABLE 1.--IRRIGATION SUMMARY FOR COUNTIES, 1958, 1964, 1969, 1974, AND 1979--CONTINUED

| COUNTY   | YEAR | ALL IRRIGATION |           | SURFACE-WATER IRRIGATION ONLY |           | GROUND-WATER IRRIGATION ONLY |           | IRRIGATION USING COMBINED SUPPLIES |           |                        | IRRI-GATION WELLS | SPRINKLER SYSTEMS |
|----------|------|----------------|-----------|-------------------------------|-----------|------------------------------|-----------|------------------------------------|-----------|------------------------|-------------------|-------------------|
|          |      | ACRES          | ACRE-FEET | ACRES                         | ACRE-FEET | ACRES                        | ACRE-FEET | ACRES                              | ACRE-FEET | SURFACE SOURCE-PERCENT | NUMBER            | ACRES             |
| PANOLA   | 1958 | 45             | 8         | 45                            | 8         | 0                            | 0         | 0                                  | 0         | 0                      | 2                 | 40                |
|          | 1964 | 96             | 42        | 66                            | 27        | 30                           | 15        | 0                                  | 0         | 0                      | 2                 | 95                |
|          | 1969 | 56             | 21        | 26                            | 6         | 30                           | 15        | 0                                  | 0         | 0                      | 3                 | 56                |
|          | 1974 | 10             | 3         | 0                             | 0         | 10                           | 3         | 0                                  | 0         | 0                      | 2                 | 10                |
|          | 1979 | 0              | 0         | 0                             | 0         | 0                            | 0         | 0                                  | 0         | 0                      | 0                 | 0                 |
| PARKER   | 1958 | 1,542          | 529       | 1,542                         | 529       | 0                            | 0         | 0                                  | 0         | 0                      | 0                 | 1,242             |
|          | 1964 | 1,152          | 1,270     | 1,152                         | 1,270     | 0                            | 0         | 0                                  | 0         | 0                      | 0                 | 782               |
|          | 1969 | 1,139          | 1,116     | 1,139                         | 1,116     | 0                            | 0         | 0                                  | 0         | 0                      | 0                 | 769               |
|          | 1974 | 800            | 504       | 745                           | 472       | 55                           | 32        | 0                                  | 0         | 0                      | 3                 | 800               |
|          | 1979 | 647            | 363       | 647                           | 363       | 0                            | 0         | 0                                  | 0         | 0                      | 3                 | 647               |
| PARMER   | 1958 | 404,222        | 773,936   | 0                             | 0         | 404,222                      | 773,936   | 0                                  | 0         | 0                      | 2,410             | 250               |
|          | 1964 | 377,000        | 574,020   | 0                             | 0         | 377,000                      | 574,020   | 0                                  | 0         | 0                      | 2,650             | 1,480             |
|          | 1969 | 318,647        | 493,295   | 0                             | 0         | 318,357                      | 492,817   | 290                                | 478       | 30                     | 3,402             | 6,100             |
|          | 1974 | 382,210        | 605,697   | 0                             | 0         | 381,920                      | 605,214   | 290                                | 483       | 30                     | 3,772             | 22,150            |
|          | 1979 | 417,986        | 592,805   | 0                             | 0         | 417,696                      | 592,289   | 290                                | 517       | 30                     | 3,973             | 57,630            |
| PECOS    | 1958 | 117,413        | 345,266   | 0                             | 0         | 104,113                      | 313,900   | 13,300                             | 31,366    | 55                     | 636               | 0                 |
|          | 1964 | 119,313        | 367,455   | 0                             | 0         | 111,113                      | 339,397   | 8,200                              | 28,058    | 18                     | 1,166             | 0                 |
|          | 1969 | 55,043         | 201,748   | 0                             | 0         | 50,591                       | 187,157   | 4,452                              | 14,591    | 63                     | 912               | 0                 |
|          | 1974 | 51,795         | 183,669   | 0                             | 0         | 48,462                       | 171,240   | 3,333                              | 12,429    | 50                     | 911               | 0                 |
|          | 1979 | 27,291         | 94,462    | 0                             | 0         | 26,323                       | 90,147    | 968                                | 4,316     | 75                     | 915               | 3,097             |
| POLK     | 1958 | 0              | 0         | 0                             | 0         | 0                            | 0         | 0                                  | 0         | 0                      | 6                 | 0                 |
|          | 1964 | 50             | 25        | 50                            | 25        | 0                            | 0         | 0                                  | 0         | 0                      | 2                 | 0                 |
|          | 1969 | 0              | 0         | 0                             | 0         | 0                            | 0         | 0                                  | 0         | 0                      | 6                 | 0                 |
|          | 1974 | 0              | 0         | 0                             | 0         | 0                            | 0         | 0                                  | 0         | 0                      | 6                 | 0                 |
|          | 1979 | 85             | 82        | 65                            | 22        | 20                           | 60        | 0                                  | 0         | 0                      | 4                 | 85                |
| POTTER   | 1958 | 11,000         | 10,000    | 0                             | 0         | 11,000                       | 10,000    | 0                                  | 0         | 0                      | 55                | 0                 |
|          | 1964 | 14,300         | 22,548    | 0                             | 0         | 14,300                       | 22,548    | 0                                  | 0         | 0                      | 40                | 0                 |
|          | 1969 | 17,757         | 20,844    | 0                             | 0         | 17,757                       | 20,844    | 0                                  | 0         | 0                      | 75                | 0                 |
|          | 1974 | 18,233         | 24,327    | 0                             | 0         | 18,233                       | 24,327    | 0                                  | 0         | 0                      | 100               | 0                 |
|          | 1979 | 15,240         | 20,715    | 0                             | 0         | 12,840                       | 16,515    | 2,400                              | 4,200     | 70                     | 95                | 2,160             |
| PRESIDIO | 1958 | 5,188          | 18,926    | 0                             | 0         | 228                          | 517       | 4,960                              | 18,409    | 80                     | 60                | 0                 |
|          | 1964 | 5,445          | 17,307    | 0                             | 0         | 480                          | 1,192     | 4,965                              | 16,115    | 80                     | 60                | 40                |
|          | 1969 | 5,861          | 23,709    | 78                            | 195       | 576                          | 2,345     | 5,207                              | 21,169    | 85                     | 60                | 0                 |
|          | 1974 | 6,374          | 23,471    | 0                             | 0         | 1,077                        | 4,018     | 5,297                              | 19,453    | 80                     | 65                | 650               |
|          | 1979 | 8,649          | 31,917    | 4,838                         | 23,600    | 3,811                        | 8,317     | 0                                  | 0         | 0                      | 78                | 2,940             |



TABLE 1.--IRRIGATION SUMMARY FOR COUNTIES, 1958, 1964, 1969, 1974, AND 1979--CONTINUED

| COUNTY    | YEAR | ALL IRRIGATION |           | SURFACE-WATER IRRIGATION ONLY |           | GROUND-WATER IRRIGATION ONLY |           | IRRIGATION USING COMBINED SUPPLIES |           |                        | IRRI-GATION WELLS | SPRINKLER SYSTEMS |
|-----------|------|----------------|-----------|-------------------------------|-----------|------------------------------|-----------|------------------------------------|-----------|------------------------|-------------------|-------------------|
|           |      | ACRES          | ACRE-FEET | ACRES                         | ACRE-FEET | ACRES                        | ACRE-FEET | ACRES                              | ACRE-FEET | SURFACE SOURCE-PERCENT | NUMBER            | ACRES             |
| PAINS     | 1958 | 60             | 30        | 60                            | 30        | 0                            | 0         | 0                                  | 0         | 0                      | 0                 | 60                |
|           | 1964 | 15             | 5         | 5                             | 2         | 10                           | 3         | 0                                  | 0         | 0                      | 1                 | 15                |
|           | 1969 | 140            | 30        | 140                           | 30        | 0                            | 0         | 0                                  | 0         | 0                      | 2                 | 140               |
|           | 1974 | 0              | 0         | 0                             | 0         | 0                            | 0         | 0                                  | 0         | 0                      | 2                 | 0                 |
|           | 1979 | 0              | 0         | 0                             | 0         | 0                            | 0         | 0                                  | 0         | 0                      | 0                 | 0                 |
| RANDALL   | 1958 | 95,000         | 86,986    | 0                             | 0         | 95,000                       | 86,986    | 0                                  | 0         | 0                      | 700               | 160               |
|           | 1964 | 91,000         | 147,717   | 0                             | 0         | 91,000                       | 147,717   | 0                                  | 0         | 0                      | 821               | 400               |
|           | 1969 | 84,659         | 87,545    | 0                             | 0         | 83,659                       | 86,512    | 1,000                              | 1,033     | 80                     | 1,150             | 675               |
|           | 1974 | 85,219         | 96,883    | 0                             | 0         | 84,219                       | 95,850    | 1,000                              | 1,033     | 80                     | 1,200             | 1,285             |
|           | 1979 | 74,446         | 79,955    | 350                           | 325       | 72,496                       | 78,020    | 1,600                              | 1,610     | 65                     | 1,190             | 3,580             |
| PEAGAN    | 1958 | 2,620          | 4,270     | 0                             | 0         | 2,620                        | 4,270     | 0                                  | 0         | 0                      | 40                | 150               |
|           | 1964 | 10,247         | 15,334    | 0                             | 0         | 10,247                       | 15,334    | 0                                  | 0         | 0                      | 158               | 360               |
|           | 1969 | 16,451         | 15,434    | 0                             | 0         | 16,451                       | 15,434    | 0                                  | 0         | 0                      | 250               | 1,510             |
|           | 1974 | 11,085         | 14,531    | 0                             | 0         | 11,085                       | 14,531    | 0                                  | 0         | 0                      | 346               | 60                |
|           | 1979 | 23,065         | 26,937    | 0                             | 0         | 23,065                       | 26,937    | 0                                  | 0         | 0                      | 785               | 27                |
| PEAL      | 1958 | 900            | 1,090     | 900                           | 1,090     | 0                            | 0         | 0                                  | 0         | 0                      | 0                 | 200               |
|           | 1964 | 1,410          | 1,066     | 1,410                         | 1,066     | 0                            | 0         | 0                                  | 0         | 0                      | 0                 | 700               |
|           | 1969 | 1,035          | 725       | 1,035                         | 725       | 0                            | 0         | 0                                  | 0         | 0                      | 0                 | 805               |
|           | 1974 | 885            | 941       | 885                           | 941       | 0                            | 0         | 0                                  | 0         | 0                      | 0                 | 700               |
|           | 1979 | 455            | 232       | 455                           | 232       | 0                            | 0         | 0                                  | 0         | 0                      | 0                 | 326               |
| RED RIVER | 1958 | 450            | 184       | 0                             | 0         | 0                            | 0         | 450                                | 184       | 37                     | 6                 | 87                |
|           | 1964 | 733            | 300       | 135                           | 62        | 40                           | 13        | 558                                | 225       | 37                     | 7                 | 100               |
|           | 1969 | 651            | 326       | 265                           | 142       | 186                          | 84        | 200                                | 100       | 20                     | 16                | 445               |
|           | 1974 | 80             | 40        | 0                             | 0         | 80                           | 40        | 0                                  | 0         | 0                      | 16                | 80                |
|           | 1979 | 1,080          | 367       | 1,000                         | 333       | 80                           | 33        | 0                                  | 0         | 0                      | 4                 | 1,080             |
| REEVES    | 1958 | 96,000         | 368,568   | 11,000                        | 33,400    | 85,000                       | 335,168   | 0                                  | 0         | 0                      | 850               | 0                 |
|           | 1964 | 118,200        | 414,217   | 7,200                         | 12,200    | 111,000                      | 402,017   | 0                                  | 0         | 0                      | 975               | 0                 |
|           | 1969 | 82,035         | 334,392   | 100                           | 333       | 74,558                       | 310,192   | 7,377                              | 23,867    | 28                     | 1,010             | 640               |
|           | 1974 | 78,170         | 319,785   | 80                            | 317       | 68,993                       | 286,856   | 9,097                              | 32,612    | 50                     | 995               | 1,100             |
|           | 1979 | 36,502         | 127,469   | 245                           | 613       | 28,614                       | 105,103   | 7,643                              | 21,754    | 80                     | 975               | 11,370            |
| REFUGIO   | 1958 | 650            | 271       | 0                             | 0         | 650                          | 271       | 0                                  | 0         | 0                      | 1                 | 400               |
|           | 1964 | 890            | 498       | 25                            | 17        | 650                          | 338       | 215                                | 143       | 20                     | 3                 | 215               |
|           | 1969 | 0              | 0         | 0                             | 0         | 0                            | 0         | 0                                  | 0         | 0                      | 3                 | 0                 |
|           | 1974 | 0              | 0         | 0                             | 0         | 0                            | 0         | 0                                  | 0         | 0                      | 2                 | 0                 |
|           | 1979 | 0              | 0         | 0                             | 0         | 0                            | 0         | 0                                  | 0         | 0                      | 2                 | 0                 |

TABLE 1.--IRRIGATION SUMMARY FOR COUNTIES, 1958, 1964, 1969, 1974, AND 1979--CONTINUED

| COUNTY        | YEAR | ALL IRRIGATION |           | SURFACE-WATER IRRIGATION ONLY |           | GROUND-WATER IRRIGATION ONLY |           | IRRIGATION USING COMBINED SUPPLIES |           | SURFACE SOURCE PERCENT | IRRIGATION WELLS | SPRINKLER SYSTEMS |
|---------------|------|----------------|-----------|-------------------------------|-----------|------------------------------|-----------|------------------------------------|-----------|------------------------|------------------|-------------------|
|               |      | ACRES          | ACRE-FEET | ACRES                         | ACRE-FEET | ACRES                        | ACRE-FEET | ACRES                              | ACRE-FEET |                        |                  |                   |
| ROBERTS       | 1958 | 3,320          | 4,602     | 0                             | 0         | 3,320                        | 4,602     | 0                                  | 0         | 0                      | 15               | 60                |
|               | 1964 | 6,330          | 8,348     | 0                             | 0         | 6,330                        | 8,348     | 0                                  | 0         | 0                      | 25               | 350               |
|               | 1969 | 9,160          | 8,810     | 0                             | 0         | 9,160                        | 8,810     | 0                                  | 0         | 0                      | 55               | 1,096             |
|               | 1974 | 9,551          | 13,518    | 0                             | 0         | 9,551                        | 13,518    | 0                                  | 0         | 0                      | 56               | 1,526             |
|               | 1979 | 11,634         | 14,184    | 0                             | 0         | 11,634                       | 14,184    | 0                                  | 0         | 0                      | 58               | 3,230             |
| ROBERTSON     | 1958 | 34,910         | 26,897    | 5,695                         | 4,918     | 28,515                       | 21,429    | 700                                | 550       | 50                     | 421              | 400               |
|               | 1964 | 41,315         | 39,008    | 5,770                         | 6,461     | 34,385                       | 31,391    | 1,160                              | 1,156     | 51                     | 428              | 870               |
|               | 1969 | 23,415         | 19,741    | 4,650                         | 3,342     | 17,715                       | 15,474    | 1,050                              | 925       | 50                     | 440              | 630               |
|               | 1974 | 22,295         | 20,064    | 4,150                         | 3,592     | 17,095                       | 15,547    | 1,050                              | 925       | 50                     | 450              | 675               |
|               | 1979 | 19,740         | 14,591    | 2,200                         | 1,646     | 17,540                       | 12,945    | 0                                  | 0         | 0                      | 451              | 355               |
| ROCKWALL      | 1958 | 0              | 0         | 0                             | 0         | 0                            | 0         | 0                                  | 0         | 0                      | 0                | 0                 |
|               | 1964 | 15             | 22        | 15                            | 22        | 0                            | 0         | 0                                  | 0         | 0                      | 0                | 15                |
|               | 1969 | 0              | 0         | 0                             | 0         | 0                            | 0         | 0                                  | 0         | 0                      | 0                | 0                 |
|               | 1974 | 0              | 0         | 0                             | 0         | 0                            | 0         | 0                                  | 0         | 0                      | 0                | 0                 |
|               | 1979 | 0              | 0         | 0                             | 0         | 0                            | 0         | 0                                  | 0         | 0                      | 0                | 0                 |
| RUNNELS       | 1958 | 2,713          | 3,768     | 2,593                         | 3,578     | 100                          | 150       | 20                                 | 40        | 50                     | 3                | 0                 |
|               | 1964 | 3,524          | 6,042     | 3,108                         | 5,412     | 326                          | 495       | 90                                 | 135       | 50                     | 14               | 216               |
|               | 1969 | 3,502          | 5,743     | 2,851                         | 4,895     | 561                          | 778       | 90                                 | 70        | 50                     | 25               | 428               |
|               | 1974 | 5,592          | 7,836     | 4,510                         | 6,614     | 989                          | 1,122     | 93                                 | 100       | 37                     | 54               | 2,175             |
|               | 1979 | 5,498          | 6,466     | 4,030                         | 4,837     | 1,138                        | 1,264     | 330                                | 365       | 60                     | 83               | 2,508             |
| RUSK          | 1958 | 295            | 130       | 275                           | 120       | 20                           | 10        | 0                                  | 0         | 0                      | 1                | 295               |
|               | 1964 | 305            | 121       | 235                           | 89        | 20                           | 7         | 50                                 | 25        | 24                     | 2                | 180               |
|               | 1969 | 150            | 41        | 150                           | 41        | 0                            | 0         | 0                                  | 0         | 0                      | 1                | 150               |
|               | 1974 | 2              | 1         | 2                             | 1         | 0                            | 0         | 0                                  | 0         | 0                      | 1                | 2                 |
|               | 1979 | 10             | 3         | 5                             | 2         | 5                            | 1         | 0                                  | 0         | 0                      | 1                | 7                 |
| SABINE        | 1958 | 0              | 0         | 0                             | 0         | 0                            | 0         | 0                                  | 0         | 0                      | 0                | 0                 |
|               | 1964 | 0              | 0         | 0                             | 0         | 0                            | 0         | 0                                  | 0         | 0                      | 0                | 0                 |
|               | 1969 | 0              | 0         | 0                             | 0         | 0                            | 0         | 0                                  | 0         | 0                      | 0                | 0                 |
|               | 1974 | 0              | 0         | 0                             | 0         | 0                            | 0         | 0                                  | 0         | 0                      | 0                | 0                 |
|               | 1979 | 0              | 0         | 0                             | 0         | 0                            | 0         | 0                                  | 0         | 0                      | 0                | 0                 |
| SAN AUGUSTINE | 1958 | 0              | 0         | 0                             | 0         | 0                            | 0         | 0                                  | 0         | 0                      | 0                | 0                 |
|               | 1964 | 0              | 0         | 0                             | 0         | 0                            | 0         | 0                                  | 0         | 0                      | 0                | 0                 |
|               | 1969 | 0              | 0         | 0                             | 0         | 0                            | 0         | 0                                  | 0         | 0                      | 0                | 0                 |
|               | 1974 | 0              | 0         | 0                             | 0         | 0                            | 0         | 0                                  | 0         | 0                      | 0                | 0                 |
|               | 1979 | 0              | 0         | 0                             | 0         | 0                            | 0         | 0                                  | 0         | 0                      | 0                | 0                 |

TABLE 1.--IRRIGATION SUMMARY FOR COUNTIES, 1958, 1964, 1969, 1974, AND 1979--CONTINUED

| COUNTY       | YEAR | ALL IRRIGATION |           | SURFACE-WATER IRRIGATION ONLY |           | GROUND-WATER IRRIGATION ONLY |           | IRRIGATION USING COMBINED SUPPLIES |           | SURFACE SOURCE--PERCENT | IRRIGATION WELLS | SPRINKLER SYSTEMS |
|--------------|------|----------------|-----------|-------------------------------|-----------|------------------------------|-----------|------------------------------------|-----------|-------------------------|------------------|-------------------|
|              |      | ACRES          | ACRE-FEET | ACRES                         | ACRE-FEET | ACRES                        | ACRE-FEET | ACRES                              | ACRE-FEET |                         |                  |                   |
| SAN JACINTO  | 1958 | 0              | 0         | 0                             | 0         | 0                            | 0         | 0                                  | 0         | 0                       | 0                | 0                 |
|              | 1964 | 0              | 0         | 0                             | 0         | 0                            | 0         | 0                                  | 0         | 0                       | 0                | 0                 |
|              | 1969 | 0              | 0         | 0                             | 0         | 0                            | 0         | 0                                  | 0         | 0                       | 0                | 0                 |
|              | 1974 | 0              | 0         | 0                             | 0         | 0                            | 0         | 0                                  | 0         | 0                       | 0                | 0                 |
|              | 1979 | 0              | 0         | 0                             | 0         | 0                            | 0         | 0                                  | 0         | 0                       | 2                | 0                 |
| SAN PATRICIO | 1958 | 17,000         | 20,785    | 0                             | 0         | 17,000                       | 20,785    | 0                                  | 0         | 0                       | 79               | 0                 |
|              | 1964 | 19,960         | 8,640     | 400                           | 400       | 19,560                       | 8,440     | 0                                  | 0         | 0                       | 87               | 200               |
|              | 1969 | 13,839         | 6,253     | 205                           | 156       | 13,634                       | 6,097     | 0                                  | 0         | 0                       | 96               | 0                 |
|              | 1974 | 10,730         | 5,986     | 90                            | 60        | 10,640                       | 5,926     | 0                                  | 0         | 0                       | 98               | 0                 |
|              | 1979 | 2,123          | 1,375     | 94                            | 94        | 2,029                        | 1,281     | 0                                  | 0         | 0                       | 100              | 94                |
| SAN SABA     | 1958 | 2,970          | 4,716     | 2,610                         | 4,213     | 360                          | 503       | 0                                  | 0         | 0                       | 6                | 35                |
|              | 1964 | 4,564          | 7,642     | 3,759                         | 6,355     | 805                          | 1,287     | 0                                  | 0         | 0                       | 16               | 935               |
|              | 1969 | 5,830          | 5,564     | 5,295                         | 4,979     | 535                          | 585       | 0                                  | 0         | 0                       | 16               | 1,075             |
|              | 1974 | 8,063          | 11,018    | 6,748                         | 9,305     | 1,315                        | 1,633     | 0                                  | 0         | 0                       | 19               | 1,230             |
|              | 1979 | 5,763          | 5,111     | 4,603                         | 4,855     | 1,160                        | 657       | 0                                  | 0         | 0                       | 24               | 895               |
| SCHLEFICHER  | 1958 | 2,577          | 4,635     | 166                           | 135       | 2,411                        | 4,500     | 0                                  | 0         | 0                       | 26               | 0                 |
|              | 1964 | 4,118          | 7,766     | 82                            | 143       | 4,036                        | 7,623     | 0                                  | 0         | 0                       | 53               | 795               |
|              | 1969 | 4,502          | 4,951     | 122                           | 164       | 4,380                        | 4,787     | 0                                  | 0         | 0                       | 79               | 998               |
|              | 1974 | 2,589          | 2,006     | 82                            | 55        | 2,507                        | 1,951     | 0                                  | 0         | 0                       | 77               | 615               |
|              | 1979 | 1,183          | 793       | 0                             | 0         | 1,183                        | 793       | 0                                  | 0         | 0                       | 42               | 491               |
| SCURRY       | 1958 | 2,656          | 1,331     | 0                             | 0         | 2,656                        | 1,331     | 0                                  | 0         | 0                       | 26               | 2,656             |
|              | 1964 | 3,150          | 1,728     | 0                             | 0         | 3,150                        | 1,728     | 0                                  | 0         | 0                       | 70               | 3,150             |
|              | 1969 | 5,694          | 3,323     | 0                             | 0         | 5,694                        | 3,323     | 200                                | 100       | 80                      | 145              | 4,364             |
|              | 1974 | 5,610          | 5,943     | 0                             | 0         | 5,610                        | 5,943     | 0                                  | 0         | 0                       | 150              | 4,450             |
|              | 1979 | 4,565          | 5,532     | 350                           | 917       | 4,215                        | 4,615     | 0                                  | 0         | 0                       | 155              | 3,755             |
| SHACKELFORD  | 1958 | 0              | 0         | 0                             | 0         | 0                            | 0         | 0                                  | 0         | 0                       | 0                | 0                 |
|              | 1964 | 144            | 118       | 144                           | 118       | 0                            | 0         | 0                                  | 0         | 0                       | 2                | 132               |
|              | 1969 | 293            | 673       | 293                           | 673       | 0                            | 0         | 0                                  | 0         | 0                       | 0                | 218               |
|              | 1974 | 320            | 366       | 300                           | 341       | 20                           | 25        | 0                                  | 0         | 0                       | 3                | 305               |
|              | 1979 | 388            | 361       | 142                           | 138       | 246                          | 223       | 0                                  | 0         | 0                       | 8                | 388               |
| SHELBY       | 1958 | 3              | 1         | 3                             | 1         | 0                            | 0         | 0                                  | 0         | 0                       | 0                | 0                 |
|              | 1964 | 0              | 0         | 0                             | 0         | 0                            | 0         | 0                                  | 0         | 0                       | 0                | 0                 |
|              | 1969 | 0              | 0         | 0                             | 0         | 0                            | 0         | 0                                  | 0         | 0                       | 0                | 0                 |
|              | 1974 | 0              | 0         | 0                             | 0         | 0                            | 0         | 0                                  | 0         | 0                       | 0                | 0                 |
|              | 1979 | 0              | 0         | 0                             | 0         | 0                            | 0         | 0                                  | 0         | 0                       | 0                | 0                 |

TABLE 1.--IRRIGATION SUMMARY FOR COUNTIES, 1958, 1964, 1969, 1974, AND 1979--CONTINUED

| COUNTY    | YEAR | ALL IRRIGATION |           | SURFACE-WATER IRRIGATION ONLY |           | GROUND-WATER IRRIGATION ONLY |           | IRRIGATION USING COMBINED SUPPLIES |           |                        | IRRI-GATION WELLS | SPRINKLER SYSTEMS |
|-----------|------|----------------|-----------|-------------------------------|-----------|------------------------------|-----------|------------------------------------|-----------|------------------------|-------------------|-------------------|
|           |      | ACRES          | ACRE-FEET | ACRES                         | ACRE-FEET | ACRES                        | ACRE-FEET | ACRES                              | ACRE-FEET | SURFACE SOURCE-PERCENT | NUMBER            | ACRES             |
| SHERMAN   | 1958 | 50,000         | 60,200    | 0                             | 0         | 50,000                       | 60,200    | 0                                  | 0         | 0                      | 200               | 0                 |
|           | 1964 | 137,200        | 182,000   | 0                             | 0         | 137,200                      | 182,000   | 0                                  | 0         | 0                      | 690               | 900               |
|           | 1969 | 252,578        | 284,537   | 0                             | 0         | 252,578                      | 284,537   | 0                                  | 0         | 0                      | 1,018             | 12,220            |
|           | 1974 | 273,651        | 330,277   | 0                             | 0         | 273,171                      | 329,857   | 480                                | 420       | 20                     | 1,190             | 21,650            |
|           | 1979 | 231,000        | 268,267   | 0                             | 0         | 230,300                      | 267,417   | 700                                | 850       | 30                     | 1,357             | 57,735            |
| SMITH     | 1958 | 780            | 169       | 390                           | 65        | 390                          | 104       | 0                                  | 0         | 0                      | 7                 | 780               |
|           | 1964 | 850            | 466       | 310                           | 192       | 100                          | 33        | 440                                | 241       | 64                     | 7                 | 850               |
|           | 1969 | 1,545          | 566       | 795                           | 316       | 0                            | 0         | 750                                | 250       | 50                     | 7                 | 1,210             |
|           | 1974 | 700            | 267       | 400                           | 167       | 0                            | 0         | 300                                | 100       | 50                     | 7                 | 700               |
|           | 1979 | 595            | 226       | 195                           | 93        | 0                            | 0         | 400                                | 133       | 75                     | 7                 | 580               |
| SOMERVELL | 1958 | 195            | 190       | 130                           | 147       | 65                           | 43        | 0                                  | 0         | 0                      | 3                 | 130               |
|           | 1964 | 211            | 204       | 196                           | 196       | 15                           | 8         | 0                                  | 0         | 0                      | 4                 | 211               |
|           | 1969 | 524            | 338       | 524                           | 338       | 0                            | 0         | 0                                  | 0         | 0                      | 5                 | 501               |
|           | 1974 | 478            | 180       | 420                           | 127       | 58                           | 53        | 0                                  | 0         | 0                      | 4                 | 458               |
|           | 1979 | 715            | 484       | 450                           | 267       | 265                          | 218       | 0                                  | 0         | 0                      | 7                 | 715               |
| STARR     | 1958 | 35,441         | 41,097    | 35,141                        | 40,863    | 300                          | 234       | 0                                  | 0         | 0                      | 3                 | 300               |
|           | 1964 | 33,450         | 47,367    | 200                           | 342       | 250                          | 125       | 33,000                             | 46,900    | 70                     | 202               | 750               |
|           | 1969 | 32,500         | 44,421    | 0                             | 0         | 0                            | 0         | 32,500                             | 44,421    | 75                     | 40                | 0                 |
|           | 1974 | 25,576         | 26,155    | 25,576                        | 26,155    | 0                            | 0         | 0                                  | 0         | 0                      | 25                | 0                 |
|           | 1979 | 25,576         | 25,909    | 25,576                        | 25,909    | 0                            | 0         | 0                                  | 0         | 0                      | 10                | 0                 |
| STEPHENS  | 1958 | 388            | 259       | 358                           | 241       | 30                           | 18        | 0                                  | 0         | 0                      | 1                 | 135               |
|           | 1964 | 458            | 517       | 356                           | 364       | 42                           | 84        | 60                                 | 69        | 70                     | 3                 | 105               |
|           | 1969 | 1,169          | 1,479     | 1,078                         | 1,343     | 0                            | 0         | 91                                 | 136       | 50                     | 1                 | 908               |
|           | 1974 | 855            | 855       | 765                           | 765       | 0                            | 0         | 90                                 | 90        | 30                     | 1                 | 825               |
|           | 1979 | 1,157          | 876       | 997                           | 781       | 0                            | 0         | 160                                | 95        | 39                     | 4                 | 797               |
| STERLING  | 1958 | 215            | 224       | 0                             | 0         | 145                          | 163       | 70                                 | 61        | 20                     | 8                 | 0                 |
|           | 1964 | 1,356          | 2,336     | 0                             | 0         | 1,099                        | 1,819     | 257                                | 517       | 20                     | 36                | 1,027             |
|           | 1969 | 2,081          | 4,824     | 95                            | 190       | 1,986                        | 4,634     | 0                                  | 0         | 0                      | 52                | 368               |
|           | 1974 | 2,252          | 4,169     | 0                             | 0         | 2,252                        | 4,169     | 0                                  | 0         | 0                      | 56                | 2,227             |
|           | 1979 | 633            | 1,468     | 0                             | 0         | 633                          | 1,468     | 0                                  | 0         | 0                      | 63                | 633               |
| STONEWALL | 1958 | 0              | 0         | 0                             | 0         | 0                            | 0         | 0                                  | 0         | 0                      | 0                 | 0                 |
|           | 1964 | 2,115          | 3,004     | 0                             | 0         | 2,115                        | 3,004     | 0                                  | 0         | 0                      | 50                | 965               |
|           | 1969 | 1,480          | 1,515     | 0                             | 0         | 1,480                        | 1,515     | 0                                  | 0         | 0                      | 50                | 1,300             |
|           | 1974 | 425            | 663       | 20                            | 30        | 405                          | 633       | 0                                  | 0         | 0                      | 32                | 370               |
|           | 1979 | 208            | 236       | 0                             | 0         | 208                          | 236       | 0                                  | 0         | 0                      | 30                | 76                |

TABLE 1.--IRRIGATION SUMMARY FOR COUNTIES, 1958, 1964, 1969, 1974, AND 1979--CONTINUED

| COUNTY       | YEAR | ALL IRRIGATION |            | SURFACE-WATER IRRIGATION ONLY |            | GROUND-WATER IRRIGATION ONLY |            | IRRIGATION USING COMBINED SUPPLIES |            |                         | IRRI- GATION WELLS | SPRINKLER SYSTEMS |
|--------------|------|----------------|------------|-------------------------------|------------|------------------------------|------------|------------------------------------|------------|-------------------------|--------------------|-------------------|
|              |      | ACRES          | ACRE- FEET | ACRES                         | ACRE- FEET | ACRES                        | ACRE- FEET | ACRES                              | ACRE- FEET | SURFACE SOURCE- PERCENT | NUMBER             | ACRES             |
| SUTTON       | 1958 | 407            | 544        | 167                           | 237        | 240                          | 307        | 0                                  | 0          | 0                       | 6                  | 280               |
|              | 1964 | 666            | 1,483      | 96                            | 237        | 570                          | 1,246      | 0                                  | 0          | 0                       | 9                  | 260               |
|              | 1969 | 1,177          | 2,899      | 168                           | 350        | 1,009                        | 2,549      | 0                                  | 0          | 0                       | 17                 | 633               |
|              | 1974 | 989            | 1,721      | 112                           | 212        | 877                          | 1,509      | 0                                  | 0          | 0                       | 17                 | 445               |
|              | 1979 | 569            | 826        | 124                           | 196        | 445                          | 630        | 0                                  | 0          | 0                       | 17                 | 236               |
| SWISHER      | 1958 | 319,200        | 265,026    | 0                             | 0          | 319,200                      | 265,026    | 0                                  | 0          | 0                       | 2,630              | 0                 |
|              | 1964 | 279,012        | 471,623    | 0                             | 0          | 279,012                      | 471,623    | 0                                  | 0          | 0                       | 3,608              | 1,160             |
|              | 1969 | 249,700        | 369,637    | 0                             | 0          | 245,840                      | 363,920    | 3,860                              | 5,717      | 41                      | 4,596              | 1,500             |
|              | 1974 | 316,800        | 474,878    | 0                             | 0          | 316,800                      | 474,878    | 0                                  | 0          | 0                       | 4,600              | 3,500             |
|              | 1979 | 132,624        | 157,952    | 0                             | 0          | 132,624                      | 157,952    | 0                                  | 0          | 0                       | 4,900              | 8,500             |
| TARRANT      | 1958 | 2,020          | 1,124      | 1,420                         | 857        | 600                          | 267        | 0                                  | 0          | 0                       | 35                 | 1,365             |
|              | 1964 | 2,160          | 1,667      | 1,560                         | 1,169      | 0                            | 0          | 600                                | 498        | 50                      | 15                 | 2,020             |
|              | 1969 | 550            | 950        | 550                           | 950        | 0                            | 0          | 0                                  | 0          | 0                       | 10                 | 300               |
|              | 1974 | 400            | 800        | 400                           | 800        | 0                            | 0          | 0                                  | 0          | 0                       | 10                 | 150               |
|              | 1979 | 266            | 219        | 181                           | 181        | 0                            | 0          | 85                                 | 38         | 25                      | 10                 | 219               |
| TAYLOR       | 1958 | 1,371          | 2,452      | 40                            | 53         | 1,331                        | 2,399      | 0                                  | 0          | 0                       | 49                 | 817               |
|              | 1964 | 2,221          | 2,459      | 325                           | 502        | 1,896                        | 1,957      | 0                                  | 0          | 0                       | 107                | 1,714             |
|              | 1969 | 1,306          | 1,581      | 611                           | 798        | 605                          | 508        | 90                                 | 275        | 90                      | 125                | 370               |
|              | 1974 | 3,040          | 3,433      | 150                           | 155        | 2,890                        | 3,278      | 0                                  | 0          | 0                       | 98                 | 1,090             |
|              | 1979 | 1,638          | 936        | 505                           | 253        | 1,133                        | 683        | 0                                  | 0          | 0                       | 100                | 1,093             |
| TERRELL      | 1958 | 111            | 501        | 111                           | 501        | 0                            | 0          | 0                                  | 0          | 0                       | 0                  | 56                |
|              | 1964 | 207            | 1,035      | 207                           | 1,035      | 0                            | 0          | 0                                  | 0          | 0                       | 0                  | 56                |
|              | 1969 | 277            | 1,250      | 40                            | 200        | 237                          | 1,050      | 0                                  | 0          | 0                       | 2                  | 0                 |
|              | 1974 | 106            | 257        | 0                             | 0          | 106                          | 257        | 0                                  | 0          | 0                       | 3                  | 0                 |
|              | 1979 | 194            | 565        | 38                            | 76         | 156                          | 489        | 0                                  | 0          | 0                       | 6                  | 54                |
| TERRY        | 1958 | 136,034        | 135,586    | 0                             | 0          | 136,034                      | 135,586    | 0                                  | 0          | 0                       | 1,125              | 136,034           |
|              | 1964 | 130,000        | 170,313    | 0                             | 0          | 130,000                      | 170,313    | 0                                  | 0          | 0                       | 1,550              | 130,000           |
|              | 1969 | 169,700        | 58,057     | 0                             | 0          | 169,500                      | 57,897     | 200                                | 160        | 50                      | 1,630              | 168,670           |
|              | 1974 | 173,230        | 145,570    | 0                             | 0          | 173,030                      | 145,410    | 200                                | 160        | 50                      | 1,700              | 172,240           |
|              | 1979 | 166,336        | 57,712     | 0                             | 0          | 166,136                      | 57,645     | 200                                | 67         | 50                      | 1,700              | 165,330           |
| THROCKMORTON | 1958 | 0              | 0          | 0                             | 0          | 0                            | 0          | 0                                  | 0          | 0                       | 0                  | 0                 |
|              | 1964 | 65             | 48         | 65                            | 48         | 0                            | 0          | 0                                  | 0          | 0                       | 0                  | 65                |
|              | 1969 | 0              | 0          | 0                             | 0          | 0                            | 0          | 0                                  | 0          | 0                       | 6                  | 0                 |
|              | 1974 | 85             | 42         | 30                            | 15         | 55                           | 27         | 0                                  | 0          | 0                       | 1                  | 55                |
|              | 1979 | 0              | 0          | 0                             | 0          | 0                            | 0          | 0                                  | 0          | 0                       | 1                  | 0                 |

TABLE 1.--IRRIGATION SUMMARY FOR COUNTIES, 1958, 1964, 1969, 1974, AND 1979--CONTINUED

| COUNTY    | YEAR | ALL IRRIGATION |           | SURFACE-WATER IRRIGATION ONLY |           | GROUND-WATER IRRIGATION ONLY |           | IRRIGATION USING COMBINED SUPPLIES |           |                        | IRRI-GATION WELLS | SPRINKLER SYSTEMS |
|-----------|------|----------------|-----------|-------------------------------|-----------|------------------------------|-----------|------------------------------------|-----------|------------------------|-------------------|-------------------|
|           |      | ACRES          | ACRE-FEET | ACRES                         | ACRE-FEET | ACRES                        | ACRE-FEET | ACRES                              | ACRE-FEET | SURFACE SOURCE-PERCENT | NUMBER            | ACRES             |
| TITUS     | 1958 | 115            | 40        | 110                           | 38        | 0                            | 0         | 5                                  | 2         | 40                     | 2                 | 115               |
|           | 1964 | 0              | 0         | 0                             | 0         | 0                            | 0         | 0                                  | 0         | 0                      | 2                 | 0                 |
|           | 1969 | 0              | 0         | 0                             | 0         | 0                            | 0         | 0                                  | 0         | 0                      | 1                 | 0                 |
|           | 1974 | 0              | 0         | 0                             | 0         | 0                            | 0         | 0                                  | 0         | 0                      | 1                 | 0                 |
|           | 1979 | 0              | 0         | 0                             | 0         | 0                            | 0         | 0                                  | 0         | 0                      | 0                 | 0                 |
| TOM GREEN | 1958 | 10,775         | 12,415    | 5,324                         | 6,746     | 4,511                        | 4,582     | 940                                | 1,087     | 50                     | 88                | 108               |
|           | 1964 | 16,858         | 28,551    | 4,694                         | 10,139    | 11,414                       | 17,065    | 750                                | 1,347     | 61                     | 241               | 1,055             |
|           | 1969 | 13,820         | 13,464    | 5,463                         | 6,715     | 8,257                        | 6,604     | 100                                | 145       | 80                     | 248               | 1,982             |
|           | 1974 | 26,316         | 23,449    | 12,773                        | 12,476    | 10,923                       | 8,306     | 2,620                              | 2,667     | 66                     | 318               | 2,843             |
|           | 1979 | 30,560         | 50,495    | 15,900                        | 33,188    | 13,500                       | 15,880    | 1,160                              | 1,427     | 66                     | 525               | 2,500             |
| TRAVIS    | 1958 | 1,430          | 1,254     | 1,105                         | 980       | 325                          | 274       | 0                                  | 0         | 0                      | 9                 | 525               |
|           | 1964 | 1,270          | 1,002     | 995                           | 814       | 275                          | 188       | 0                                  | 0         | 0                      | 11                | 378               |
|           | 1969 | 2,604          | 1,685     | 2,337                         | 1,510     | 267                          | 175       | 0                                  | 0         | 0                      | 9                 | 1,737             |
|           | 1974 | 1,256          | 978       | 1,036                         | 804       | 100                          | 74        | 120                                | 100       | 70                     | 5                 | 1,023             |
|           | 1979 | 260            | 170       | 40                            | 40        | 100                          | 50        | 120                                | 80        | 70                     | 5                 | 260               |
| TRINITY   | 1958 | 50             | 8         | 0                             | 0         | 50                           | 8         | 0                                  | 0         | 0                      | 1                 | 50                |
|           | 1964 | 0              | 0         | 0                             | 0         | 0                            | 0         | 0                                  | 0         | 0                      | 1                 | 0                 |
|           | 1969 | 0              | 0         | 0                             | 0         | 0                            | 0         | 0                                  | 0         | 0                      | 1                 | 0                 |
|           | 1974 | 0              | 0         | 0                             | 0         | 0                            | 0         | 0                                  | 0         | 0                      | 0                 | 0                 |
|           | 1979 | 0              | 0         | 0                             | 0         | 0                            | 0         | 0                                  | 0         | 0                      | 0                 | 0                 |
| TYLER     | 1958 | 13             | 5         | 1                             | 1         | 8                            | 3         | 4                                  | 1         | 50                     | 3                 | 8                 |
|           | 1964 | 0              | 0         | 0                             | 0         | 0                            | 0         | 0                                  | 0         | 0                      | 2                 | 0                 |
|           | 1969 | 84             | 51        | 68                            | 40        | 15                           | 10        | 1                                  | 1         | 25                     | 5                 | 83                |
|           | 1974 | 35             | 9         | 35                            | 9         | 0                            | 0         | 0                                  | 0         | 0                      | 1                 | 35                |
|           | 1979 | 0              | 0         | 0                             | 0         | 0                            | 0         | 0                                  | 0         | 0                      | 0                 | 0                 |
| UPSHUR    | 1958 | 0              | 0         | 0                             | 0         | 0                            | 0         | 0                                  | 0         | 0                      | 3                 | 0                 |
|           | 1964 | 0              | 0         | 0                             | 0         | 0                            | 0         | 0                                  | 0         | 0                      | 2                 | 0                 |
|           | 1969 | 10             | 4         | 0                             | 0         | 0                            | 0         | 10                                 | 4         | 40                     | 1                 | 10                |
|           | 1974 | 14             | 7         | 14                            | 7         | 0                            | 0         | 0                                  | 0         | 0                      | 1                 | 14                |
|           | 1979 | 0              | 0         | 0                             | 0         | 0                            | 0         | 0                                  | 0         | 0                      | 0                 | 0                 |
| UPTON     | 1958 | 550            | 698       | 0                             | 0         | 550                          | 698       | 0                                  | 0         | 0                      | 9                 | 210               |
|           | 1964 | 2,810          | 3,594     | 0                             | 0         | 2,810                        | 3,594     | 0                                  | 0         | 0                      | 33                | 2,660             |
|           | 1969 | 5,676          | 5,438     | 0                             | 0         | 5,676                        | 5,438     | 0                                  | 0         | 0                      | 80                | 2,050             |
|           | 1974 | 6,486          | 9,015     | 0                             | 0         | 6,486                        | 9,015     | 0                                  | 0         | 0                      | 130               | 0                 |
|           | 1979 | 14,002         | 17,493    | 0                             | 0         | 14,002                       | 17,493    | 0                                  | 0         | 0                      | 428               | 440               |

TABLE 1.--IRRIGATION SUMMARY FOR COUNTIES, 1958, 1964, 1969, 1974, AND 1979--CONTINUED

| COUNTY    | YEAR | ALL IRRIGATION |           | SURFACE-WATER IRRIGATION ONLY |           | GROUND-WATER IRRIGATION ONLY |           | IRRIGATION USING COMBINED SUPPLIES |            |                         | IRRI-GATION WELLS | SPRINKLER SYSTEMS |
|-----------|------|----------------|-----------|-------------------------------|-----------|------------------------------|-----------|------------------------------------|------------|-------------------------|-------------------|-------------------|
|           |      | ACRES          | ACRE-FEET | ACRES                         | ACRE-FEET | ACRES                        | ACRE-FEET | ACRES                              | ACRE- FEET | SURFACE SOURCE- PERCENT | NUMBER            | ACRES             |
| UVALDE    | 1958 | 13,945         | 18,030    | 420                           | 408       | 12,625                       | 17,051    | 900                                | 571        | 88                      | 137               | 390               |
|           | 1964 | 21,379         | 33,939    | 925                           | 496       | 20,254                       | 33,327    | 200                                | 116        | 70                      | 180               | 400               |
|           | 1969 | 35,596         | 49,402    | 1,100                         | 879       | 34,496                       | 48,523    | 0                                  | 0          | 0                       | 245               | 900               |
|           | 1974 | 40,412         | 70,312    | 1,290                         | 1,633     | 38,122                       | 67,312    | 1,000                              | 1,367      | 10                      | 285               | 2,580             |
|           | 1979 | 39,612         | 78,105    | 1,500                         | 1,890     | 36,912                       | 74,215    | 1,200                              | 2,000      | 15                      | 305               | 12,261            |
| VAL VERDE | 1958 | 2,200          | 2,369     | 0                             | 0         | 2,200                        | 2,369     | 0                                  | 0          | 0                       | 10                | 140               |
|           | 1964 | 1,300          | 2,174     | 0                             | 0         | 1,300                        | 2,174     | 0                                  | 0          | 0                       | 14                | 0                 |
|           | 1969 | 1,575          | 2,342     | 130                           | 187       | 1,445                        | 2,155     | 0                                  | 0          | 0                       | 5                 | 130               |
|           | 1974 | 1,095          | 1,745     | 820                           | 1,344     | 275                          | 401       | 0                                  | 0          | 0                       | 8                 | 25                |
|           | 1979 | 870            | 1,350     | 620                           | 1,130     | 250                          | 220       | 0                                  | 0          | 0                       | 12                | 230               |
| VAN ZANDT | 1958 | 330            | 130       | 240                           | 88        | 90                           | 42        | 0                                  | 0          | 0                       | 5                 | 330               |
|           | 1964 | 575            | 257       | 505                           | 224       | 70                           | 33        | 0                                  | 0          | 0                       | 5                 | 575               |
|           | 1969 | 311            | 117       | 311                           | 117       | 0                            | 0         | 0                                  | 0          | 0                       | 0                 | 311               |
|           | 1974 | 0              | 0         | 0                             | 0         | 0                            | 0         | 0                                  | 0          | 0                       | 0                 | 0                 |
|           | 1979 | 0              | 0         | 0                             | 0         | 0                            | 0         | 0                                  | 0          | 0                       | 0                 | 0                 |
| VICTORIA  | 1958 | 4,635          | 16,014    | 358                           | 299       | 4,277                        | 15,715    | 0                                  | 0          | 0                       | 36                | 458               |
|           | 1964 | 5,096          | 13,112    | 150                           | 45        | 4,946                        | 13,067    | 0                                  | 0          | 0                       | 28                | 130               |
|           | 1969 | 5,385          | 17,338    | 0                             | 0         | 5,385                        | 17,338    | 0                                  | 0          | 0                       | 37                | 0                 |
|           | 1974 | 5,160          | 16,092    | 326                           | 109       | 4,834                        | 15,983    | 0                                  | 0          | 0                       | 56                | 191               |
|           | 1979 | 7,874          | 25,836    | 176                           | 176       | 7,698                        | 25,660    | 0                                  | 0          | 0                       | 64                | 176               |
| WALKER    | 1958 | 123            | 82        | 0                             | 0         | 123                          | 82        | 0                                  | 0          | 0                       | 2                 | 123               |
|           | 1964 | 120            | 13        | 120                           | 13        | 0                            | 0         | 0                                  | 0          | 0                       | 1                 | 0                 |
|           | 1969 | 1,325          | 745       | 1,325                         | 745       | 0                            | 0         | 0                                  | 0          | 0                       | 2                 | 48                |
|           | 1974 | 405            | 273       | 405                           | 273       | 0                            | 0         | 0                                  | 0          | 0                       | 2                 | 0                 |
|           | 1979 | 30             | 8         | 30                            | 8         | 0                            | 0         | 0                                  | 0          | 0                       | 3                 | 30                |
| WALLER    | 1958 | 17,493         | 25,446    | 256                           | 341       | 16,300                       | 24,212    | 937                                | 893        | 37                      | 89                | 243               |
|           | 1964 | 15,957         | 23,068    | 356                           | 252       | 15,355                       | 22,637    | 246                                | 179        | 20                      | 71                | 185               |
|           | 1969 | 17,759         | 28,915    | 406                           | 277       | 17,107                       | 28,523    | 246                                | 115        | 50                      | 77                | 539               |
|           | 1974 | 18,361         | 29,984    | 200                           | 200       | 18,161                       | 29,784    | 0                                  | 0          | 0                       | 80                | 416               |
|           | 1979 | 16,577         | 25,255    | 0                             | 0         | 16,577                       | 25,255    | 0                                  | 0          | 0                       | 80                | 1,000             |
| WARD      | 1958 | 5,660          | 14,739    | 0                             | 0         | 960                          | 1,822     | 4,700                              | 12,917     | 75                      | 43                | 560               |
|           | 1964 | 5,447          | 18,240    | 0                             | 0         | 1,181                        | 2,844     | 4,266                              | 15,396     | 10                      | 100               | 1,181             |
|           | 1969 | 6,496          | 23,806    | 242                           | 627       | 1,357                        | 2,918     | 4,897                              | 20,261     | 50                      | 60                | 1,001             |
|           | 1974 | 5,536          | 22,975    | 127                           | 317       | 590                          | 2,136     | 4,819                              | 20,522     | 50                      | 62                | 314               |
|           | 1979 | 1,788          | 7,549     | 100                           | 333       | 225                          | 577       | 1,463                              | 6,639      | 72                      | 64                | 45                |



TABLE 1.--IRRIGATION SUMMARY FOR COUNTIES, 1958, 1964, 1969, 1974, AND 1979--CONTINUED

| COUNTY     | YEAR | ALL IRRIGATION |           | SURFACE-WATER IRRIGATION ONLY |           | GROUND-WATER IRRIGATION ONLY |           | IRRIGATION USING COMBINED SUPPLIES |           | IRRIGATION WELLS | SPRINKLER SYSTEMS |
|------------|------|----------------|-----------|-------------------------------|-----------|------------------------------|-----------|------------------------------------|-----------|------------------|-------------------|
|            |      | ACRES          | ACRE-FEET | ACRES                         | ACRE-FEET | ACRES                        | ACRE-FEET | ACRES                              | ACRE-FEET |                  |                   |
| WASHINGTON | 1958 | 1,284          | 1,543     | 210                           | 210       | 400                          | 435       | 674                                | 898       | 19               | 360               |
|            | 1964 | 974            | 959       | 150                           | 143       | 824                          | 816       | 0                                  | 0         | 14               | 384               |
|            | 1969 | 698            | 637       | 240                           | 320       | 108                          | 54        | 350                                | 263       | 10               | 108               |
|            | 1974 | 190            | 105       | 40                            | 30        | 150                          | 75        | 0                                  | 0         | 13               | 150               |
|            | 1979 | 20             | 20        | 0                             | 0         | 20                           | 20        | 0                                  | 0         | 14               | 0                 |
| NEBB       | 1958 | 8,110          | 9,891     | 8,060                         | 9,851     | 50                           | 40        | 0                                  | 0         | 3                | 100               |
|            | 1964 | 12,050         | 22,937    | 12,050                        | 22,937    | 0                            | 0         | 0                                  | 0         | 0                | 0                 |
|            | 1969 | 16,572         | 23,305    | 16,572                        | 23,305    | 0                            | 0         | 0                                  | 0         | 0                | 0                 |
|            | 1974 | 12,564         | 14,934    | 12,564                        | 14,934    | 0                            | 0         | 0                                  | 0         | 0                | 243               |
|            | 1979 | 4,979          | 3,556     | 4,979                         | 3,556     | 0                            | 0         | 0                                  | 0         | 0                | 1,849             |
| WHARTON    | 1958 | 67,630         | 167,185   | 20,550                        | 54,829    | 44,580                       | 110,506   | 2,500                              | 1,850     | 350              | 0                 |
|            | 1964 | 71,040         | 146,598   | 16,510                        | 38,533    | 54,530                       | 108,065   | 0                                  | 0         | 421              | 0                 |
|            | 1969 | 82,253         | 239,068   | 15,205                        | 48,770    | 67,048                       | 190,298   | 0                                  | 0         | 420              | 0                 |
|            | 1974 | 89,848         | 255,226   | 19,910                        | 59,730    | 63,408                       | 175,906   | 6,530                              | 19,590    | 438              | 480               |
|            | 1979 | 85,175         | 163,195   | 26,160                        | 56,180    | 47,415                       | 84,265    | 11,600                             | 22,750    | 443              | 1,425             |
| WHEELER    | 1958 | 1,150          | 1,543     | 40                            | 50        | 1,110                        | 1,493     | 0                                  | 0         | 14               | 810               |
|            | 1964 | 3,860          | 4,780     | 220                           | 350       | 3,640                        | 4,430     | 0                                  | 0         | 40               | 3,360             |
|            | 1969 | 4,310          | 3,085     | 310                           | 235       | 4,000                        | 2,850     | 0                                  | 0         | 60               | 3,730             |
|            | 1974 | 8,030          | 10,378    | 350                           | 293       | 7,590                        | 9,995     | 90                                 | 90        | 90               | 7,710             |
|            | 1979 | 13,035         | 7,788     | 0                             | 0         | 13,035                       | 7,788     | 0                                  | 0         | 200              | 13,035            |
| WICHITA    | 1958 | 10,790         | 24,445    | 10,790                        | 24,445    | 0                            | 0         | 0                                  | 0         | 0                | 0                 |
|            | 1964 | 18,007         | 25,807    | 18,007                        | 25,807    | 0                            | 0         | 0                                  | 0         | 0                | 0                 |
|            | 1969 | 19,610         | 28,138    | 19,460                        | 27,888    | 150                          | 250       | 0                                  | 0         | 2                | 150               |
|            | 1974 | 20,150         | 29,038    | 20,000                        | 28,788    | 150                          | 250       | 0                                  | 0         | 2                | 150               |
|            | 1979 | 20,941         | 27,517    | 20,941                        | 27,517    | 0                            | 0         | 0                                  | 0         | 2                | 0                 |
| WILBARGER  | 1958 | 6,285          | 5,735     | 0                             | 0         | 6,285                        | 5,735     | 0                                  | 0         | 153              | 5,633             |
|            | 1964 | 10,175         | 11,325    | 1,775                         | 1,942     | 8,400                        | 9,383     | 0                                  | 0         | 180              | 8,575             |
|            | 1969 | 11,156         | 12,106    | 1,776                         | 1,732     | 9,380                        | 10,374    | 0                                  | 0         | 380              | 9,756             |
|            | 1974 | 11,510         | 17,433    | 1,550                         | 1,700     | 9,960                        | 15,733    | 0                                  | 0         | 650              | 10,110            |
|            | 1979 | 14,575         | 24,793    | 875                           | 768       | 13,700                       | 24,025    | 0                                  | 0         | 497              | 13,860            |
| WILLACY    | 1958 | 31,400         | 49,084    | 31,100                        | 48,717    | 0                            | 0         | 300                                | 367       | 6                | 1,700             |
|            | 1964 | 36,500         | 58,992    | 36,500                        | 58,992    | 0                            | 0         | 0                                  | 0         | 0                | 400               |
|            | 1969 | 37,723         | 49,268    | 37,723                        | 49,268    | 0                            | 0         | 0                                  | 0         | 0                | 0                 |
|            | 1974 | 37,723         | 53,896    | 37,723                        | 53,896    | 0                            | 0         | 0                                  | 0         | 0                | 0                 |
|            | 1979 | 37,723         | 28,112    | 37,723                        | 28,112    | 0                            | 0         | 0                                  | 0         | 0                | 0                 |

TABLE 1.--IRRIGATION SUMMARY FOR COUNTIES, 1958, 1964, 1969, 1974, AND 1979--CONTINUED

| COUNTY     | YEAR | ALL IRRIGATION |           |       | SURFACE-WATER IRRIGATION ONLY |         |           | GROUND-WATER IRRIGATION ONLY |           |       | IRRIGATION USING COMBINED SUPPLIES |         |        | IRRIGATION WELLS | SPRINKLER SYSTEMS |
|------------|------|----------------|-----------|-------|-------------------------------|---------|-----------|------------------------------|-----------|-------|------------------------------------|---------|--------|------------------|-------------------|
|            |      | ACRES          | ACRE-FOOT | ACRES | ACRE-FOOT                     | ACRES   | ACRE-FOOT | ACRES                        | ACRE-FOOT | ACRES | ACRE-FOOT                          | ACRES   | NUMBER |                  |                   |
| WILLIAMSON | 1958 | 164            | 129       | 154   | 121                           | 10      | 8         | 0                            | 0         | 0     | 5                                  | 124     |        |                  |                   |
|            | 1964 | 249            | 214       | 239   | 207                           | 10      | 7         | 0                            | 0         | 0     | 1                                  | 209     |        |                  |                   |
|            | 1969 | 653            | 572       | 653   | 572                           | 0       | 0         | 0                            | 0         | 0     | 1                                  | 653     |        |                  |                   |
|            | 1974 | 348            | 267       | 328   | 237                           | 20      | 30        | 0                            | 0         | 0     | 3                                  | 328     |        |                  |                   |
|            | 1979 | 80             | 60        | 70    | 47                            | 10      | 13        | 0                            | 0         | 0     | 4                                  | 80      |        |                  |                   |
| WILSON     | 1958 | 10,190         | 14,857    | 2,390 | 3,036                         | 7,800   | 11,821    | 0                            | 0         | 0     | 32                                 | 7,800   |        |                  |                   |
|            | 1964 | 18,491         | 15,519    | 4,000 | 3,346                         | 14,491  | 12,173    | 0                            | 0         | 0     | 84                                 | 12,931  |        |                  |                   |
|            | 1969 | 16,618         | 13,669    | 1,845 | 877                           | 11,695  | 10,821    | 3,078                        | 1,971     | 10    | 190                                | 14,839  |        |                  |                   |
|            | 1974 | 19,621         | 17,707    | 2,890 | 2,848                         | 15,587  | 13,750    | 1,144                        | 1,109     | 3     | 220                                | 17,676  |        |                  |                   |
|            | 1979 | 8,117          | 6,388     | 120   | 80                            | 7,997   | 6,308     | 0                            | 0         | 0     | 230                                | 7,987   |        |                  |                   |
| WINKLER    | 1958 | 530            | 934       | 0     | 0                             | 530     | 934       | 0                            | 0         | 0     | 4                                  | 530     |        |                  |                   |
|            | 1964 | 470            | 1,664     | 0     | 0                             | 470     | 1,664     | 0                            | 0         | 0     | 3                                  | 470     |        |                  |                   |
|            | 1969 | 1,360          | 5,382     | 0     | 0                             | 1,360   | 5,382     | 0                            | 0         | 0     | 12                                 | 1,320   |        |                  |                   |
|            | 1974 | 1,843          | 3,466     | 0     | 0                             | 1,843   | 3,466     | 0                            | 0         | 0     | 12                                 | 1,803   |        |                  |                   |
|            | 1979 | 1,240          | 4,797     | 0     | 0                             | 1,240   | 4,797     | 0                            | 0         | 0     | 12                                 | 1,240   |        |                  |                   |
| WISE       | 1958 | 0              | 0         | 0     | 0                             | 0       | 0         | 0                            | 0         | 0     | 0                                  | 0       |        |                  |                   |
|            | 1964 | 491            | 269       | 463   | 255                           | 28      | 14        | 0                            | 0         | 0     | 3                                  | 491     |        |                  |                   |
|            | 1969 | 525            | 324       | 525   | 324                           | 0       | 0         | 0                            | 0         | 0     | 4                                  | 525     |        |                  |                   |
|            | 1974 | 1,515          | 757       | 1,115 | 557                           | 400     | 200       | 0                            | 0         | 0     | 5                                  | 1,515   |        |                  |                   |
|            | 1979 | 1,070          | 535       | 960   | 480                           | 110     | 55        | 0                            | 0         | 0     | 5                                  | 1,070   |        |                  |                   |
| WOOD       | 1958 | 213            | 95        | 203   | 89                            | 10      | 6         | 0                            | 0         | 0     | 3                                  | 203     |        |                  |                   |
|            | 1964 | 360            | 189       | 230   | 124                           | 0       | 0         | 130                          | 65        | 50    | 4                                  | 360     |        |                  |                   |
|            | 1969 | 460            | 160       | 450   | 155                           | 10      | 5         | 0                            | 0         | 0     | 3                                  | 460     |        |                  |                   |
|            | 1974 | 50             | 13        | 40    | 10                            | 10      | 3         | 0                            | 0         | 0     | 3                                  | 50      |        |                  |                   |
|            | 1979 | 0              | 0         | 0     | 0                             | 0       | 0         | 0                            | 0         | 0     | 3                                  | 0       |        |                  |                   |
| YOAKUM     | 1958 | 38,370         | 67,910    | 0     | 0                             | 38,370  | 67,910    | 0                            | 0         | 0     | 421                                | 34,144  |        |                  |                   |
|            | 1964 | 68,500         | 61,825    | 0     | 0                             | 68,500  | 61,825    | 0                            | 0         | 0     | 1,030                              | 57,800  |        |                  |                   |
|            | 1969 | 88,740         | 74,295    | 0     | 0                             | 88,740  | 74,295    | 0                            | 0         | 0     | 1,100                              | 88,740  |        |                  |                   |
|            | 1974 | 102,340        | 138,651   | 0     | 0                             | 102,340 | 138,651   | 0                            | 0         | 0     | 1,127                              | 101,540 |        |                  |                   |
|            | 1979 | 121,910        | 122,912   | 0     | 0                             | 121,910 | 122,912   | 0                            | 0         | 0     | 1,200                              | 121,310 |        |                  |                   |
| YOUNG      | 1958 | 0              | 0         | 0     | 0                             | 0       | 0         | 0                            | 0         | 0     | 0                                  | 0       |        |                  |                   |
|            | 1964 | 292            | 213       | 222   | 120                           | 70      | 93        | 0                            | 0         | 0     | 3                                  | 292     |        |                  |                   |
|            | 1969 | 453            | 261       | 322   | 178                           | 131     | 83        | 0                            | 0         | 0     | 4                                  | 326     |        |                  |                   |
|            | 1974 | 774            | 337       | 460   | 169                           | 314     | 168       | 0                            | 0         | 0     | 10                                 | 774     |        |                  |                   |
|            | 1979 | 5              | 1         | 0     | 0                             | 5       | 1         | 0                            | 0         | 0     | 13                                 | 5       |        |                  |                   |

TABLE 1.--IRRIGATION SUMMARY FOR COUNTIES, 1958, 1964, 1969, 1974, AND 1979--CONTINUED

| COUNTY       | YEAR | ALL IRRIGATION |            | SURFACE-WATER IRRIGATION ONLY |           | GROUND-WATER IRRIGATION ONLY |            | IRRIGATION USING COMBINED SUPPLIES |           | SURFACE SOURCE--PERCENT | IRRI-GATION WELLS | SPRINKLER SYSTEMS |
|--------------|------|----------------|------------|-------------------------------|-----------|------------------------------|------------|------------------------------------|-----------|-------------------------|-------------------|-------------------|
|              |      | ACRES          | ACRE-FEET  | ACRES                         | ACRE-FEET | ACRES                        | ACRE-FEET  | ACRES                              | ACRE-FEET |                         |                   |                   |
| ZAPATA       | 1958 | 8,339          | 12,985     | 8,339                         | 12,985    | 0                            | 0          | 0                                  | 0         | 0                       | 0                 | 0                 |
|              | 1964 | 4,100          | 8,300      | 4,100                         | 8,300     | 0                            | 0          | 0                                  | 0         | 0                       | 0                 | 300               |
|              | 1969 | 6,738          | 8,756      | 6,738                         | 8,756     | 0                            | 0          | 0                                  | 0         | 0                       | 0                 | 0                 |
|              | 1974 | 4,134          | 4,588      | 4,134                         | 4,588     | 0                            | 0          | 0                                  | 0         | 0                       | 0                 | 0                 |
|              | 1979 | 3,691          | 4,199      | 3,691                         | 4,199     | 0                            | 0          | 0                                  | 0         | 0                       | 0                 | 1,130             |
| ZAVALA       | 1958 | 82,400         | 89,247     | 1,700                         | 2,025     | 70,700                       | 76,514     | 10,000                             | 10,708    | 50                      | 364               | 3,300             |
|              | 1964 | 138,652        | 271,938    | 1,500                         | 2,400     | 119,852                      | 232,739    | 17,300                             | 36,799    | 30                      | 536               | 4,059             |
|              | 1969 | 108,656        | 195,361    | 1,683                         | 2,104     | 91,673                       | 169,419    | 15,300                             | 23,838    | 94                      | 540               | 4,200             |
|              | 1974 | 81,382         | 146,315    | 1,183                         | 1,479     | 64,899                       | 114,723    | 15,300                             | 30,113    | 94                      | 550               | 4,000             |
|              | 1979 | 85,510         | 146,793    | 1,363                         | 1,704     | 68,847                       | 118,700    | 15,300                             | 26,389    | 93                      | 565               | 8,184             |
| STATE TOTALS | 1958 | 6,723,614      | 9,605,605  | 1,126,521                     | 2,170,313 | 5,387,663                    | 6,946,620  | 209,430                            | 488,672   | 73                      | 55,473            | 667,678           |
|              | 1964 | 7,706,881      | 12,509,652 | 1,184,961                     | 1,992,067 | 6,235,614                    | 9,989,649  | 286,306                            | 527,936   | 38                      | 70,565            | 1,076,729         |
|              | 1969 | 8,206,249      | 11,569,024 | 1,267,607                     | 2,352,335 | 6,648,553                    | 8,622,041  | 290,089                            | 594,648   | 78                      | 83,115            | 1,548,002         |
|              | 1974 | 8,618,054      | 13,042,262 | 1,272,397                     | 2,186,062 | 7,089,624                    | 10,279,992 | 256,033                            | 616,208   | 80                      | 90,469            | 1,814,293         |
|              | 1979 | 7,817,681      | 9,723,403  | 1,248,855                     | 1,850,222 | 5,885,102                    | 6,924,044  | 683,724                            | 949,153   | 60                      | 95,217            | 2,197,001         |



TABLE 2  
IRRIGATION SUMMARY FOR RIVER AND COASTAL BASINS,  
1958, 1964, 1969, 1974, AND 1979



TABLE 2.--IRRIGATION SUMMARY FOR RIVER AND COASTAL BASINS, 1958, 1964, 1969, 1974, AND 1979

| BASIN AND ZONE | ALL IRRIGATION |           |           | SURFACE-WATER IRRIGATION ONLY |           |           | GROUND-WATER IRRIGATION ONLY |       |           | IRRIGATION USING COMBINED SUPPLIES |           |       | SPRINKLER SYSTEMS |                          |         |
|----------------|----------------|-----------|-----------|-------------------------------|-----------|-----------|------------------------------|-------|-----------|------------------------------------|-----------|-------|-------------------|--------------------------|---------|
|                | YEAR           | ACRES     | ACRE-FEET | ACRES                         | ACRE-FEET | ACRES     | ACRE-FEET                    | ACRES | ACRE-FEET | ACRES                              | ACRE-FEET | ACRES | ACRE-FEET         | SURFACE SOURCE - PERCENT | ACRES   |
| CANADIAN       |                |           |           |                               |           |           |                              |       |           |                                    |           |       |                   |                          |         |
| ZONE 1         | 1958           | 256,885   | 292,863   | 20                            | 15        | 256,865   | 292,848                      | 0     | 0         | 0                                  | 0         | 0     | 0                 | 0                        | 980     |
|                | 1964           | 517,470   | 682,640   | 55                            | 63        | 517,415   | 682,577                      | 0     | 0         | 0                                  | 0         | 0     | 0                 | 0                        | 7,295   |
|                | 1969           | 922,400   | 1,115,201 | 0                             | 0         | 922,100   | 1,115,051                    | 300   | 150       | 300                                | 150       | 30    | 30                | 30                       | 36,042  |
|                | 1974           | 1,028,307 | 1,449,662 | 0                             | 0         | 1,022,467 | 1,447,704                    | 1,840 | 1,958     | 1,840                              | 1,958     | 20    | 20                | 20                       | 72,113  |
|                | 1979           | 1,055,763 | 1,363,892 | 0                             | 0         | 1,054,123 | 1,362,252                    | 1,640 | 1,640     | 1,640                              | 1,640     | 25    | 25                | 25                       | 162,285 |
| ZONE 2         | 1958           | 99,023    | 108,116   | 0                             | 0         | 99,023    | 108,116                      | 0     | 0         | 0                                  | 0         | 0     | 0                 | 0                        | 600     |
|                | 1964           | 160,998   | 236,812   | 0                             | 0         | 160,998   | 236,812                      | 0     | 0         | 0                                  | 0         | 0     | 0                 | 0                        | 12,443  |
|                | 1969           | 286,564   | 347,019   | 0                             | 0         | 286,564   | 347,019                      | 0     | 0         | 0                                  | 0         | 0     | 0                 | 0                        | 51,027  |
|                | 1974           | 331,629   | 466,172   | 0                             | 0         | 331,429   | 465,989                      | 200   | 183       | 200                                | 183       | 20    | 20                | 20                       | 102,373 |
|                | 1979           | 390,823   | 512,294   | 0                             | 0         | 390,403   | 511,230                      | 720   | 1,064     | 720                                | 1,064     | 63    | 63                | 63                       | 164,731 |
| BASIN TOTAL    |                |           |           |                               |           |           |                              |       |           |                                    |           |       |                   |                          |         |
| ZONE 1         | 1958           | 355,908   | 400,979   | 20                            | 15        | 355,888   | 400,964                      | 0     | 0         | 0                                  | 0         | 0     | 0                 | 0                        | 1,580   |
|                | 1964           | 678,468   | 919,452   | 55                            | 63        | 678,413   | 919,389                      | 0     | 0         | 0                                  | 0         | 0     | 0                 | 0                        | 19,738  |
|                | 1969           | 996,172   | 1,465,122 | 0                             | 0         | 1,208,664 | 1,462,070                    | 300   | 150       | 300                                | 150       | 30    | 30                | 30                       | 87,669  |
|                | 1974           | 1,355,936 | 1,915,834 | 0                             | 0         | 1,353,896 | 1,913,693                    | 2,040 | 2,141     | 2,040                              | 2,141     | 20    | 20                | 20                       | 174,486 |
|                | 1979           | 1,446,586 | 1,876,186 | 0                             | 0         | 1,444,226 | 1,873,402                    | 2,360 | 2,704     | 2,360                              | 2,704     | 40    | 40                | 40                       | 327,016 |
| ZONE 2         | 1958           | 1,036,783 | 1,184,866 | 0                             | 0         | 1,036,783 | 1,184,866                    | 0     | 0         | 0                                  | 0         | 0     | 0                 | 0                        | 1,412   |
|                | 1964           | 1,066,445 | 1,683,909 | 0                             | 0         | 1,065,665 | 1,682,694                    | 780   | 1,215     | 780                                | 1,215     | 35    | 35                | 35                       | 12,280  |
|                | 1969           | 295,639   | 331,398   | 1,456                         | 1,444     | 294,183   | 329,954                      | 0     | 0         | 0                                  | 0         | 0     | 0                 | 0                        | 14,649  |
|                | 1974           | 317,883   | 370,317   | 1,377                         | 1,735     | 316,416   | 368,492                      | 90    | 90        | 90                                 | 90        | 20    | 20                | 20                       | 33,748  |
|                | 1979           | 255,944   | 219,589   | 772                           | 601       | 247,923   | 212,705                      | 7,249 | 6,283     | 7,249                              | 6,283     | 37    | 37                | 37                       | 69,356  |
| ZONE 3         | 1958           | 12,701    | 26,554    | 11,290                        | 24,812    | 1,411     | 1,742                        | 0     | 0         | 0                                  | 0         | 0     | 0                 | 0                        | 0       |
|                | 1964           | 36,158    | 45,191    | 20,037                        | 28,319    | 16,121    | 16,872                       | 0     | 0         | 0                                  | 0         | 0     | 0                 | 0                        | 10,611  |
|                | 1969           | 31,573    | 38,917    | 22,230                        | 30,440    | 9,343     | 8,477                        | 0     | 0         | 0                                  | 0         | 0     | 0                 | 0                        | 4,130   |
|                | 1974           | 34,450    | 39,858    | 22,982                        | 31,678    | 11,408    | 8,125                        | 60    | 55        | 60                                 | 55        | 50    | 50                | 50                       | 5,442   |
|                | 1979           | 26,818    | 31,760    | 22,141                        | 28,491    | 4,407     | 3,140                        | 270   | 129       | 270                                | 129       | 55    | 55                | 55                       | 2,174   |
| ZONE 4         | 1958           | 6,183     | 5,225     | 5,050                         | 4,094     | 573       | 382                          | 560   | 749       | 560                                | 749       | 48    | 48                | 48                       | 2,562   |
|                | 1964           | 5,753     | 6,118     | 3,568                         | 3,407     | 997       | 656                          | 1,188 | 2,055     | 1,188                              | 2,055     | 32    | 32                | 32                       | 3,295   |
|                | 1969           | 4,703     | 4,252     | 2,847                         | 2,430     | 821       | 480                          | 1,035 | 1,342     | 1,035                              | 1,342     | 31    | 31                | 31                       | 2,775   |
|                | 1974           | 4,070     | 4,473     | 2,492                         | 2,452     | 1,175     | 1,783                        | 403   | 238       | 403                                | 238       | 61    | 61                | 61                       | 2,160   |
|                | 1979           | 8,154     | 8,380     | 6,755                         | 6,941     | 1,008     | 1,243                        | 391   | 196       | 391                                | 196       | 50    | 50                | 50                       | 5,962   |

PED



TABLE 2.--IRRIGATION SUMMARY FOR RIVER AND COASTAL BASINS, 1958, 1964, 1969, 1974, AND 1979 --CONTINUED

| BASIN AND ZONE | YEAR | ALL IRRIGATION |           | SURFACE-WATER IRRIGATION ONLY |           | GROUND-WATER IRRIGATION ONLY |           | IRRIGATION USING COMBINED SUPPLIES |            | SPRINKLER SYSTEMS       |         |
|----------------|------|----------------|-----------|-------------------------------|-----------|------------------------------|-----------|------------------------------------|------------|-------------------------|---------|
|                |      | ACRES          | ACRE-FEET | ACRES                         | ACRE-FEET | ACRES                        | ACRE-FEET | ACRES                              | ACRE- FEET | SURFACE SOURCE- PERCENT | ACRES   |
| RED--CONTINUED |      |                |           |                               |           |                              |           |                                    |            |                         |         |
| BASIN TOTAL    | 1958 | 1,293,931      | 1,424,962 | 16,380                        | 28,956    | 1,276,991                    | 1,395,257 | 560                                | 749        | 48                      | 44,483  |
|                | 1964 | 1,401,367      | 2,072,911 | 24,385                        | 32,547    | 1,375,014                    | 2,037,094 | 1,968                              | 3,270      | 33                      | 76,911  |
|                | 1969 | 1,328,087      | 1,839,689 | 26,533                        | 34,314    | 1,295,369                    | 1,796,805 | 6,185                              | 8,570      | 42                      | 87,270  |
|                | 1974 | 1,465,092      | 2,053,161 | 27,011                        | 36,109    | 1,436,238                    | 2,015,153 | 1,843                              | 1,899      | 61                      | 122,279 |
|                | 1979 | 1,183,623      | 1,270,858 | 30,018                        | 36,358    | 1,141,885                    | 1,222,405 | 11,720                             | 12,095     | 50                      | 162,846 |
| SULPHUR        |      |                |           |                               |           |                              |           |                                    |            |                         |         |
| BASIN TOTAL    | 1958 | 882            | 376       | 527                           | 201       | 105                          | 33        | 250                                | 142        | 33                      | 682     |
|                | 1964 | 640            | 308       | 228                           | 120       | 154                          | 80        | 258                                | 108        | 40                      | 207     |
|                | 1969 | 486            | 240       | 245                           | 129       | 41                           | 11        | 200                                | 100        | 20                      | 286     |
|                | 1974 | 0              | 0         | 0                             | 0         | 0                            | 0         | 0                                  | 0          | 0                       | 0       |
|                | 1979 | 250            | 63        | 250                           | 63        | 0                            | 0         | 0                                  | 0          | 0                       | 0       |
| CYPRESS        |      |                |           |                               |           |                              |           |                                    |            |                         |         |
| BASIN TOTAL    | 1958 | 339            | 131       | 224                           | 84        | 0                            | 0         | 115                                | 47         | 50                      | 309     |
|                | 1964 | 928            | 407       | 463                           | 227       | 0                            | 0         | 465                                | 180        | 33                      | 928     |
|                | 1969 | 981            | 556       | 801                           | 444       | 50                           | 25        | 130                                | 87         | 64                      | 981     |
|                | 1974 | 494            | 293       | 474                           | 285       | 0                            | 0         | 20                                 | 8          | 95                      | 474     |
|                | 1979 | 275            | 85        | 275                           | 85        | 0                            | 0         | 0                                  | 0          | 0                       | 275     |
| SABINE         |      |                |           |                               |           |                              |           |                                    |            |                         |         |
| ZONE 1         | 1958 | 158            | 46        | 143                           | 41        | 15                           | 5         | 0                                  | 0          | 0                       | 158     |
|                | 1964 | 430            | 240       | 420                           | 236       | 10                           | 4         | 0                                  | 0          | 0                       | 430     |
|                | 1969 | 243            | 92        | 243                           | 92        | 0                            | 0         | 0                                  | 0          | 0                       | 243     |
|                | 1974 | 15             | 7         | 15                            | 7         | 0                            | 0         | 0                                  | 0          | 0                       | 15      |
|                | 1979 | 235            | 141       | 235                           | 141       | 0                            | 0         | 0                                  | 0          | 0                       | 235     |
| ZONE 2         | 1958 | 1,085          | 321       | 625                           | 191       | 460                          | 130       | 0                                  | 0          | 0                       | 1,067   |
|                | 1964 | 1,478          | 750       | 628                           | 310       | 180                          | 71        | 670                                | 369        | 53                      | 1,477   |
|                | 1969 | 1,984          | 722       | 1,188                         | 450       | 46                           | 22        | 750                                | 250        | 50                      | 1,984   |
|                | 1974 | 695            | 269       | 369                           | 161       | 26                           | 8         | 300                                | 100        | 50                      | 695     |
|                | 1979 | 433            | 149       | 28                            | 13        | 5                            | 3         | 400                                | 133        | 75                      | 430     |

TABLE 2.--IRRIGATION SUMMARY FOR RIVER AND COASTAL BASINS, 1958, 1964, 1969, 1974, AND 1979 --CONTINUED

| BASIN AND ZONE    | ALL IRRIGATION |        |           | SURFACE-WATER IRRIGATION ONLY |           | GROUND-WATER IRRIGATION ONLY |           | IRRIGATION USING COMBINED SUPPLIES |           | SPRINKLER SYSTEMS |       |   |
|-------------------|----------------|--------|-----------|-------------------------------|-----------|------------------------------|-----------|------------------------------------|-----------|-------------------|-------|---|
|                   | YEAR           | ACRES  | ACRE-FEET | ACRES                         | ACRE-FEET | ACRES                        | ACRE-FEET | ACRES                              | ACRE-FEET | ACRES             | ACRES |   |
| SABINE--CONTINUED |                |        |           |                               |           |                              |           |                                    |           |                   |       |   |
| ZONE 3            | 1958           | 3      | 1         | 3                             | 1         | 0                            | 0         | 0                                  | 0         | 0                 | 0     | 0 |
|                   | 1964           | 0      | 0         | 0                             | 0         | 0                            | 0         | 0                                  | 0         | 0                 | 0     | 0 |
|                   | 1969           | 0      | 0         | 0                             | 0         | 0                            | 0         | 0                                  | 0         | 0                 | 0     | 0 |
|                   | 1974           | 0      | 0         | 0                             | 0         | 0                            | 0         | 0                                  | 0         | 0                 | 0     | 0 |
|                   | 1979           | 0      | 0         | 0                             | 0         | 0                            | 0         | 0                                  | 0         | 0                 | 0     | 0 |
| ZONE 4            | 1958           | 4,920  | 7,863     | 3,949                         | 6,438     | 901                          | 1,397     | 70                                 | 28        | 79                | 190   |   |
|                   | 1964           | 5,097  | 14,471    | 4,154                         | 12,462    | 933                          | 2,002     | 10                                 | 7         | 50                | 10    |   |
|                   | 1969           | 4,240  | 10,012    | 3,145                         | 7,862     | 1,065                        | 2,130     | 30                                 | 20        | 25                | 30    |   |
|                   | 1974           | 4,229  | 9,747     | 3,145                         | 7,862     | 1,059                        | 1,866     | 25                                 | 17        | 25                | 25    |   |
|                   | 1979           | 2,579  | 3,725     | 1,449                         | 2,657     | 0                            | 0         | 1,130                              | 1,068     | 25                | 30    |   |
| NECHES            |                |        |           |                               |           |                              |           |                                    |           |                   |       |   |
| BASIN TOTAL       | 1958           | 6,166  | 8,231     | 4,720                         | 6,671     | 1,376                        | 1,532     | 70                                 | 28        | 79                | 1,415 |   |
|                   | 1964           | 7,005  | 15,461    | 5,202                         | 13,008    | 1,123                        | 2,077     | 680                                | 376       | 52                | 1,917 |   |
|                   | 1969           | 6,467  | 10,826    | 4,576                         | 8,404     | 1,111                        | 2,152     | 780                                | 270       | 48                | 2,257 |   |
|                   | 1974           | 4,939  | 10,023    | 3,529                         | 8,030     | 1,085                        | 1,876     | 325                                | 117       | 46                | 735   |   |
|                   | 1979           | 3,247  | 4,015     | 1,712                         | 2,811     | 5                            | 3         | 1,530                              | 1,201     | 30                | 695   |   |
| ZONE 1            | 1958           | 2,552  | 1,058     | 2,407                         | 973       | 145                          | 85        | 0                                  | 0         | 0                 | 2,476 |   |
|                   | 1964           | 2,103  | 859       | 1,920                         | 788       | 163                          | 68        | 20                                 | 3         | 50                | 1,978 |   |
|                   | 1969           | 2,184  | 973       | 2,146                         | 936       | 36                           | 36        | 2                                  | 1         | 60                | 1,714 |   |
|                   | 1974           | 3,150  | 1,780     | 1,720                         | 786       | 385                          | 565       | 1,045                              | 429       | 50                | 3,100 |   |
|                   | 1979           | 468    | 764       | 173                           | 70        | 230                          | 564       | 65                                 | 130       | 50                | 438   |   |
| ZONE 2            | 1958           | 10,193 | 28,519    | 6,721                         | 19,868    | 3,464                        | 8,650     | 4                                  | 1         | 50                | 8     |   |
|                   | 1964           | 6,519  | 15,879    | 5,301                         | 13,443    | 1,218                        | 2,436     | 0                                  | 0         | 0                 | 10    |   |
|                   | 1969           | 14,086 | 33,093    | 10,012                        | 24,717    | 3,575                        | 7,130     | 499                                | 1,246     | 41                | 183   |   |
|                   | 1974           | 14,220 | 34,199    | 10,049                        | 24,784    | 3,673                        | 8,170     | 498                                | 1,245     | 42                | 155   |   |
|                   | 1979           | 6,395  | 11,695    | 4,277                         | 7,857     | 1,979                        | 3,690     | 139                                | 148       | 41                | 155   |   |
| BASIN TOTAL       | 1958           | 12,745 | 29,577    | 9,128                         | 20,841    | 3,617                        | 8,735     | 4                                  | 1         | 50                | 2,484 |   |
|                   | 1964           | 8,622  | 16,738    | 7,221                         | 14,231    | 1,381                        | 2,504     | 20                                 | 3         | 50                | 1,988 |   |
|                   | 1969           | 16,270 | 34,066    | 12,158                        | 25,653    | 3,611                        | 7,166     | 501                                | 1,247     | 41                | 1,897 |   |
|                   | 1974           | 17,370 | 35,979    | 11,769                        | 25,979    | 4,058                        | 8,735     | 1,543                              | 1,674     | 44                | 3,255 |   |
|                   | 1979           | 6,863  | 12,459    | 4,450                         | 7,927     | 2,209                        | 4,254     | 204                                | 278       | 45                | 593   |   |

TABLE 2.--IRRIGATION SUMMARY FOR RIVER AND COASTAL BASINS, 1958, 1964, 1969, 1974, AND 1979 --CONTINUED

| BASIN AND ZONE  | YEAR    | ALL IRRIGATION |           | SURFACE-WATER IRRIGATION ONLY |           | GROUND-WATER IRRIGATION ONLY |           | IRRIGATION USING COMBINED SUPPLIES |            | SPRINKLER SYSTEMS |                         |       |
|-----------------|---------|----------------|-----------|-------------------------------|-----------|------------------------------|-----------|------------------------------------|------------|-------------------|-------------------------|-------|
|                 |         | ACRES          | ACRE-FEET | ACRES                         | ACRE-FEET | ACRES                        | ACRE-FEET | ACRES                              | ACRE- FEET | ACRES             | SURFACE SOURCE- PERCENT |       |
| MECHES--TRINITY |         |                |           |                               |           |                              |           |                                    |            |                   |                         |       |
| ZONE 1          | 1958    | 55,546         | 166,638   | 55,546                        | 166,638   | 0                            | 0         | 0                                  | 0          | 0                 | 0                       | 0     |
|                 | 1964    | 58,135         | 145,337   | 58,135                        | 145,337   | 0                            | 0         | 0                                  | 0          | 0                 | 0                       | 0     |
|                 | 1969    | 66,052         | 165,130   | 66,052                        | 165,130   | 0                            | 0         | 0                                  | 0          | 0                 | 0                       | 0     |
|                 | 1974    | 64,552         | 161,380   | 64,552                        | 161,380   | 0                            | 0         | 0                                  | 0          | 0                 | 0                       | 0     |
|                 | 1979    | 62,088         | 105,823   | 62,088                        | 105,823   | 0                            | 0         | 0                                  | 0          | 0                 | 0                       | 0     |
| ZONE 2          | 1958    | 39,013         | 117,039   | 39,013                        | 117,039   | 0                            | 0         | 0                                  | 0          | 0                 | 0                       | 0     |
|                 | 1964    | 45,621         | 114,027   | 45,621                        | 114,027   | 0                            | 0         | 0                                  | 0          | 0                 | 0                       | 15    |
|                 | 1969    | 40,926         | 102,315   | 40,926                        | 102,315   | 0                            | 0         | 0                                  | 0          | 0                 | 0                       | 0     |
|                 | 1974    | 39,739         | 99,348    | 39,739                        | 99,348    | 0                            | 0         | 0                                  | 0          | 0                 | 0                       | 0     |
|                 | 1979    | 52,675         | 105,765   | 52,675                        | 105,765   | 0                            | 0         | 0                                  | 0          | 0                 | 0                       | 0     |
| BASIN TOTAL     |         |                |           |                               |           |                              |           |                                    |            |                   |                         |       |
| 1958            | 94,559  | 283,677        | 94,559    | 283,677                       | 0         | 0                            | 0         | 0                                  | 0          | 0                 | 0                       |       |
| 1964            | 103,756 | 259,364        | 103,756   | 259,364                       | 0         | 0                            | 0         | 0                                  | 0          | 0                 | 15                      |       |
| 1969            | 106,978 | 267,445        | 106,978   | 267,445                       | 0         | 0                            | 0         | 0                                  | 0          | 0                 | 0                       |       |
| 1974            | 104,291 | 260,728        | 104,291   | 260,728                       | 0         | 0                            | 0         | 0                                  | 0          | 0                 | 0                       |       |
| 1979            | 114,763 | 211,588        | 114,763   | 211,588                       | 0         | 0                            | 0         | 0                                  | 0          | 0                 | 0                       |       |
| TRINITY         |         |                |           |                               |           |                              |           |                                    |            |                   |                         |       |
| ZONE 1          | 1958    | 7,882          | 4,336     | 6,927                         | 3,865     | 955                          | 471       | 0                                  | 0          | 0                 | 0                       | 5,192 |
|                 | 1964    | 6,461          | 3,811     | 4,951                         | 2,871     | 460                          | 291       | 1,050                              | 649        | 59                | 0                       | 5,529 |
|                 | 1969    | 3,556          | 2,782     | 3,109                         | 2,487     | 447                          | 295       | 0                                  | 0          | 0                 | 0                       | 3,031 |
|                 | 1974    | 4,512          | 3,281     | 2,608                         | 1,988     | 1,679                        | 1,127     | 225                                | 166        | 39                | 0                       | 4,162 |
|                 | 1979    | 3,613          | 1,704     | 1,395                         | 775       | 2,063                        | 858       | 155                                | 71         | 41                | 0                       | 3,136 |
| ZONE 2          | 1958    | 11,126         | 14,030    | 6,700                         | 4,142     | 3,926                        | 9,588     | 500                                | 300        | 62                | 0                       | 4,488 |
|                 | 1964    | 4,287          | 2,482     | 3,152                         | 1,875     | 375                          | 197       | 760                                | 410        | 53                | 0                       | 1,905 |
|                 | 1969    | 7,415          | 4,460     | 7,040                         | 4,257     | 275                          | 153       | 100                                | 50         | 25                | 0                       | 2,829 |
|                 | 1974    | 4,240          | 2,712     | 3,255                         | 2,321     | 85                           | 74        | 900                                | 317        | 56                | 0                       | 2,430 |
|                 | 1979    | 540            | 171       | 540                           | 171       | 0                            | 0         | 0                                  | 0          | 0                 | 0                       | 332   |
| ZONE 3          | 1958    | 8,454          | 25,362    | 6,048                         | 18,144    | 2,406                        | 7,218     | 0                                  | 0          | 0                 | 0                       | 0     |
|                 | 1964    | 23,120         | 55,963    | 15,770                        | 39,425    | 7,350                        | 16,538    | 0                                  | 0          | 0                 | 0                       | 0     |
|                 | 1969    | 34,635         | 81,950    | 24,585                        | 61,463    | 9,275                        | 18,550    | 775                                | 1,937      | 50                | 0                       | 0     |
|                 | 1974    | 35,045         | 82,975    | 24,995                        | 62,488    | 9,275                        | 18,550    | 775                                | 1,937      | 50                | 0                       | 0     |
|                 | 1979    | 20,436         | 47,825    | 15,628                        | 37,433    | 3,257                        | 6,514     | 1,551                              | 3,878      | 50                | 0                       | 0     |
| BASIN TOTAL     |         |                |           |                               |           |                              |           |                                    |            |                   |                         |       |
| 1958            | 27,462  | 43,728         | 19,675    | 26,151                        | 7,287     | 17,277                       | 500       | 300                                | 62         | 0                 | 0                       | 9,680 |
| 1964            | 33,868  | 62,256         | 23,873    | 44,171                        | 8,185     | 17,026                       | 1,810     | 1,059                              | 56         | 0                 | 0                       | 7,434 |
| 1969            | 45,606  | 89,192         | 34,734    | 68,207                        | 9,997     | 18,998                       | 875       | 1,987                              | 49         | 0                 | 0                       | 5,860 |
| 1974            | 43,797  | 88,968         | 30,858    | 66,797                        | 11,039    | 19,751                       | 1,900     | 2,420                              | 50         | 0                 | 0                       | 6,592 |
| 1979            | 24,589  | 49,700         | 17,563    | 38,379                        | 5,320     | 7,372                        | 1,706     | 3,949                              | 49         | 0                 | 0                       | 3,468 |

TABLE 2.--IRRIGATION SUMMARY FOR RIVER AND COASTAL BASINS, 1958, 1964, 1969, 1974, AND 1979 --CONTINUED

| BASIN AND ZONE      | YEAR | ALL IRRIGATION |           | SURFACE-WATER IRRIGATION ONLY |           | GROUND-WATER IRRIGATION ONLY |           | IRRIGATION USING COMBINED SUPPLIES |            | SPRINKLER SYSTEMS       |       |
|---------------------|------|----------------|-----------|-------------------------------|-----------|------------------------------|-----------|------------------------------------|------------|-------------------------|-------|
|                     |      | ACRES          | ACRE-FEET | ACRES                         | ACRE-FEET | ACRES                        | ACRE-FEET | ACRES                              | ACRE- FEET | SURFACE SOURCE- PERCENT | ACRES |
| TRINITY-SAN JACINTO |      |                |           |                               |           |                              |           |                                    |            |                         |       |
| BASIN TOTAL         | 1958 | 11,673         | 35,019    | 3,888                         | 11,664    | 4,851                        | 14,553    | 2,934                              | 8,802      | 75                      | 0     |
|                     | 1964 | 12,790         | 30,701    | 7,170                         | 17,925    | 5,620                        | 12,776    | 0                                  | 0          | 0                       | 0     |
|                     | 1969 | 12,226         | 32,236    | 9,176                         | 25,111    | 1,000                        | 2,000     | 2,050                              | 5,125      | 50                      | 0     |
|                     | 1974 | 12,682         | 32,605    | 9,632                         | 25,480    | 1,000                        | 2,000     | 2,050                              | 5,125      | 50                      | 0     |
|                     | 1979 | 12,468         | 30,062    | 6,957                         | 16,953    | 1,434                        | 2,916     | 4,077                              | 10,193     | 50                      | 347   |
| SAN JACINTO         |      |                |           |                               |           |                              |           |                                    |            |                         |       |
| ZONE 1              | 1958 | 15,929         | 41,420    | 60                            | 40        | 15,869                       | 41,380    | 0                                  | 0          | 0                       | 320   |
|                     | 1964 | 17,312         | 36,939    | 120                           | 24        | 17,192                       | 36,915    | 0                                  | 0          | 0                       | 490   |
|                     | 1969 | 16,275         | 42,215    | 233                           | 574       | 15,742                       | 40,891    | 300                                | 750        | 50                      | 681   |
|                     | 1974 | 22,082         | 53,820    | 0                             | 0         | 21,782                       | 53,070    | 300                                | 750        | 50                      | 50    |
|                     | 1979 | 11,872         | 22,659    | 0                             | 0         | 9,858                        | 17,943    | 2,014                              | 4,716      | 50                      | 1,058 |
| ZONE 2              | 1958 | 29,160         | 80,934    | 1,050                         | 3,150     | 28,110                       | 77,784    | 0                                  | 0          | 0                       | 50    |
|                     | 1964 | 30,970         | 65,105    | 900                           | 2,190     | 30,070                       | 62,915    | 0                                  | 0          | 0                       | 0     |
|                     | 1969 | 37,280         | 107,205   | 1,590                         | 5,432     | 35,690                       | 101,773   | 0                                  | 0          | 0                       | 0     |
|                     | 1974 | 27,212         | 66,600    | 0                             | 0         | 27,212                       | 66,600    | 0                                  | 0          | 0                       | 40    |
|                     | 1979 | 24,200         | 46,798    | 0                             | 0         | 24,200                       | 46,798    | 0                                  | 0          | 0                       | 0     |
| BASIN TOTAL         | 1958 | 45,089         | 122,354   | 1,110                         | 3,190     | 43,979                       | 119,164   | 0                                  | 0          | 0                       | 370   |
|                     | 1964 | 48,282         | 102,044   | 1,020                         | 2,214     | 47,262                       | 99,830    | 0                                  | 0          | 0                       | 490   |
|                     | 1969 | 53,555         | 149,420   | 1,823                         | 6,006     | 51,432                       | 142,664   | 300                                | 750        | 50                      | 681   |
|                     | 1974 | 49,294         | 120,420   | 0                             | 0         | 48,994                       | 119,670   | 300                                | 750        | 50                      | 90    |
|                     | 1979 | 36,072         | 69,457    | 0                             | 0         | 34,058                       | 64,741    | 2,014                              | 4,716      | 50                      | 1,058 |
| SAN JACINTO-BRAZOS  |      |                |           |                               |           |                              |           |                                    |            |                         |       |
| BASIN TOTAL         | 1958 | 59,595         | 199,897   | 50,650                        | 175,800   | 7,845                        | 20,247    | 1,100                              | 3,850      | 20                      | 200   |
|                     | 1964 | 70,350         | 168,383   | 62,090                        | 151,965   | 7,360                        | 14,393    | 900                                | 2,025      | 25                      | 150   |
|                     | 1969 | 74,211         | 232,544   | 63,721                        | 205,990   | 8,990                        | 21,929    | 1,500                              | 4,625      | 50                      | 0     |
|                     | 1974 | 64,924         | 171,430   | 57,074                        | 152,463   | 5,800                        | 13,500    | 2,050                              | 5,467      | 50                      | 0     |
|                     | 1979 | 73,219         | 157,790   | 68,563                        | 148,754   | 3,520                        | 6,669     | 1,136                              | 2,367      | 65                      | 200   |

TABLE 2.---IRRIGATION SUMMARY FOR RIVER AND COASTAL BASINS, 1958, 1964, 1969, 1974, AND 1979 --CONTINUED

| BASIN AND ZONE | YEAR  | ALL IRRIGATION |           |        | SURFACE-WATER IRRIGATION ONLY |            |        | GROUND-WATER IRRIGATION ONLY |            |           | IRRIGATION USING COMBINED SUPPLIES |           |          | SURFACE SOURCE- PERCENT |         | SPRINKLER SYSTEMS |
|----------------|-------|----------------|-----------|--------|-------------------------------|------------|--------|------------------------------|------------|-----------|------------------------------------|-----------|----------|-------------------------|---------|-------------------|
|                |       | ACRES          | ACRE-FOOT | ACRES  | ACRES                         | ACRE-FOOT  | ACRES  | ACRE-FOOT                    | ACRES      | ACRE-FOOT | ACRES                              | ACRE-FOOT | ACRES    | ACRE-FOOT               | PERCENT |                   |
| PRAZOS         |       |                |           |        |                               |            |        |                              |            |           |                                    |           |          |                         |         |                   |
| ZONE 1         | 1958  | 2,488,870      | 2,823,402 | 0      | 2,488,870                     | 2,823,402  | 0      | 2,488,870                    | 2,823,402  | 0         | 0                                  | 0         | 0        | 0                       | 0       | 74,961            |
|                | 1964  | 2,544,792      | 4,100,554 | 50     | 2,544,742                     | 4,100,466  | 88     | 2,544,742                    | 4,100,466  | 0         | 0                                  | 0         | 0        | 0                       | 0       | 166,675           |
|                | 1969  | 2,427,465      | 2,918,843 | 1,401  | 2,424,564                     | 2,915,960  | 1,000  | 2,424,564                    | 2,915,960  | 1,500     | 1,783                              | 14        | 1,500    | 1,783                   | 14      | 332,714           |
|                | 1974  | 2,546,465      | 3,639,406 | 621    | 2,538,409                     | 3,627,016  | 534    | 2,538,409                    | 3,627,016  | 7,435     | 11,856                             | 66        | 7,435    | 11,856                  | 66      | 391,310           |
|                | *1979 | 2,040,029      | 1,998,122 | 851    | *1,603,088                    | *1,588,270 | 452    | *1,603,088                   | *1,588,270 | *436,090  | *409,400                           | 30        | *436,090 | *409,400                | 30      | 528,325           |
| ZONE 2         | 1958  | 44,793         | 55,018    | 1,643  | 43,150                        | 53,520     | 1,498  | 43,150                       | 53,520     | 0         | 0                                  | 0         | 0        | 0                       | 0       | 7,726             |
|                | 1964  | 99,347         | 122,635   | 5,344  | 93,873                        | 116,622    | 5,868  | 93,873                       | 116,622    | 130       | 145                                | 54        | 130      | 145                     | 54      | 45,273            |
|                | 1969  | 89,447         | 68,528    | 6,239  | 82,752                        | 62,286     | 5,505  | 82,752                       | 62,286     | 456       | 737                                | 51        | 456      | 737                     | 51      | 27,696            |
|                | 1974  | 85,767         | 61,051    | 4,565  | 79,782                        | 56,824     | 3,196  | 79,782                       | 56,824     | 1,420     | 1,031                              | 59        | 1,420    | 1,031                   | 59      | 29,325            |
|                | 1979  | 83,986         | 63,142    | 6,479  | 76,117                        | 58,076     | 4,060  | 76,117                       | 58,076     | 1,390     | 1,006                              | 59        | 1,390    | 1,006                   | 59      | 28,700            |
| ZONE 3         | 1958  | 7,911          | 5,834     | 5,348  | 883                           | 1,206      | 3,881  | 883                          | 1,206      | 1,680     | 747                                | 46        | 1,680    | 747                     | 46      | 7,099             |
|                | 1964  | 13,697         | 9,658     | 4,975  | 1,057                         | 943        | 5,218  | 1,057                        | 943        | 7,665     | 3,497                              | 93        | 7,665    | 3,497                   | 93      | 10,698            |
|                | 1969  | 18,873         | 16,633    | 14,367 | 3,663                         | 3,224      | 12,460 | 3,663                        | 3,224      | 843       | 949                                | 31        | 843      | 949                     | 31      | 14,891            |
|                | 1974  | 20,402         | 14,323    | 13,301 | 5,501                         | 4,798      | 8,483  | 5,501                        | 4,798      | 1,600     | 1,042                              | 45        | 1,600    | 1,042                   | 45      | 17,136            |
|                | 1979  | 13,633         | 9,406     | 8,414  | 4,155                         | 3,399      | 5,072  | 4,155                        | 3,399      | 1,064     | 935                                | 49        | 1,064    | 935                     | 49      | 13,358            |
| ZONE 4         | 1958  | 6,464          | 4,923     | 3,800  | 2,329                         | 2,046      | 2,694  | 2,329                        | 2,046      | 335       | 183                                | 58        | 335      | 183                     | 58      | 4,232             |
|                | 1964  | 11,869         | 8,822     | 6,998  | 3,432                         | 2,590      | 5,261  | 3,432                        | 2,590      | 1,439     | 971                                | 63        | 1,439    | 971                     | 63      | 9,301             |
|                | 1969  | 39,046         | 37,503    | 13,726 | 21,329                        | 21,112     | 12,523 | 21,329                       | 21,112     | 3,991     | 3,868                              | 45        | 3,991    | 3,868                   | 45      | 37,601            |
|                | 1974  | 45,180         | 40,373    | 16,674 | 24,381                        | 22,973     | 13,600 | 24,381                       | 22,973     | 4,125     | 3,800                              | 45        | 4,125    | 3,800                   | 45      | 43,765            |
|                | 1979  | 54,567         | 42,137    | 22,469 | 28,505                        | 24,953     | 13,779 | 28,505                       | 24,953     | 3,593     | 3,405                              | 41        | 3,593    | 3,405                   | 41      | 48,709            |
| ZONE 5         | 1958  | 74,300         | 61,589    | 13,951 | 54,959                        | 45,447     | 12,138 | 54,959                       | 45,447     | 5,390     | 4,004                              | 63        | 5,390    | 4,004                   | 63      | 4,868             |
|                | 1964  | 95,473         | 96,205    | 21,194 | 71,493                        | 70,904     | 22,656 | 71,493                       | 70,904     | 2,786     | 2,645                              | 60        | 2,786    | 2,645                   | 60      | 5,103             |
|                | 1969  | 70,381         | 64,817    | 12,715 | 44,850                        | 43,319     | 10,523 | 44,850                       | 43,319     | 12,816    | 10,975                             | 68        | 12,816   | 10,975                  | 68      | 6,817             |
|                | 1974  | 56,041         | 44,843    | 9,925  | 38,916                        | 31,693     | 8,100  | 38,916                       | 31,693     | 7,200     | 5,050                              | 63        | 7,200    | 5,050                   | 63      | 5,806             |
|                | 1979  | 47,064         | 34,559    | 2,830  | 36,734                        | 26,790     | 2,149  | 36,734                       | 26,790     | 7,500     | 5,620                              | 60        | 7,500    | 5,620                   | 60      | 2,116             |
| ZONE 6         | 1958  | 33,888         | 67,319    | 13,462 | 17,495                        | 26,792     | 35,652 | 17,495                       | 26,792     | 2,931     | 4,875                              | 42        | 2,931    | 4,875                   | 42      | 699               |
|                | 1964  | 24,628         | 37,561    | 9,922  | 13,084                        | 15,442     | 20,368 | 13,084                       | 15,442     | 1,622     | 1,751                              | 57        | 1,622    | 1,751                   | 57      | 657               |
|                | 1969  | 26,543         | 63,701    | 9,904  | 16,089                        | 33,934     | 28,071 | 16,089                       | 33,934     | 550       | 1,696                              | 50        | 550      | 1,696                   | 50      | 1,566             |
|                | 1974  | 21,231         | 50,392    | 6,940  | 13,841                        | 29,520     | 19,672 | 13,841                       | 29,520     | 450       | 1,200                              | 50        | 450      | 1,200                   | 50      | 741               |
|                | 1979  | 22,953         | 46,241    | 6,256  | 12,737                        | 22,351     | 15,640 | 12,737                       | 22,351     | 3,960     | 8,250                              | 60        | 3,960    | 8,250                   | 60      | 171               |
| BASIN TOTAL    | 1958  | 2,656,226      | 3,018,085 | 38,204 | 2,607,686                     | 2,952,413  | 55,863 | 2,607,686                    | 2,952,413  | 10,336    | 9,809                              | 51        | 10,336   | 9,809                   | 51      | 99,585            |
|                | 1964  | 2,789,806      | 4,375,435 | 48,483 | 2,727,681                     | 4,306,967  | 59,459 | 2,727,681                    | 4,306,967  | 13,642    | 9,009                              | 72        | 13,642   | 9,009                   | 72      | 237,707           |
|                | 1969  | 2,671,755      | 3,170,025 | 58,352 | 2,593,247                     | 3,079,835  | 70,182 | 2,593,247                    | 3,079,835  | 20,156    | 20,008                             | 54        | 20,156   | 20,008                  | 54      | 421,285           |
|                | 1974  | 2,775,086      | 3,850,388 | 52,026 | 2,700,830                     | 3,772,824  | 53,585 | 2,700,830                    | 3,772,824  | 22,230    | 23,979                             | 60        | 22,230   | 23,979                  | 60      | 488,083           |
|                | *1979 | 2,262,232      | 2,193,607 | 47,299 | *1,761,336                    | *1,723,839 | 41,152 | *1,761,336                   | *1,723,839 | *453,597  | *428,616                           | 31        | *453,597 | *428,616                | 31      | 621,379           |

\*In 1979, rainfall runoff in Playa lakes was used as a significant source of irrigation water in Crosby and Hale Counties.

TABLE 2.--IRRIGATION SUMMARY FOR RIVER AND COASTAL BASINS, 1958, 1964, 1969, 1974, AND 1979 --CONTINUED

| BASIN AND ZONE  | YEAR | ALL IRRIGATION |           |        | SURFACE-WATER IRRIGATION ONLY |         |           | GROUND-WATER IRRIGATION ONLY |           |       | IRRIGATION USING COMBINED SUPPLIES |       |            | SPRINKLER SYSTEMS       |       |
|-----------------|------|----------------|-----------|--------|-------------------------------|---------|-----------|------------------------------|-----------|-------|------------------------------------|-------|------------|-------------------------|-------|
|                 |      | ACRES          | ACRE-FEET | ACRES  | ACRE-FEET                     | ACRES   | ACRE-FEET | ACRES                        | ACRE-FEET | ACRES | ACRE- FEET                         | ACRES | ACRE- FEET | SURFACE SOURCE- PERCENT | ACRES |
| PRAZOS-COLORADO |      |                |           |        |                               |         |           |                              |           |       |                                    |       |            |                         |       |
| COLORADO        |      |                |           |        |                               |         |           |                              |           |       |                                    |       |            |                         |       |
| BASIN TOTAL     |      |                |           |        |                               |         |           |                              |           |       |                                    |       |            |                         |       |
|                 | 1958 | 32,797         | 86,833    | 21,700 | 65,450                        | 8,297   | 18,483    | 2,800                        | 2,900     | 21    | 500                                |       |            |                         |       |
|                 | 1964 | 51,167         | 163,689   | 34,518 | 130,060                       | 16,330  | 32,513    | 319                          | 1,116     | 75    | 350                                |       |            |                         |       |
|                 | 1969 | 70,799         | 237,807   | 39,793 | 154,419                       | 30,606  | 82,155    | 400                          | 1,233     | 50    | 590                                |       |            |                         |       |
|                 | 1974 | 64,893         | 213,863   | 37,353 | 134,229                       | 17,960  | 49,577    | 9,580                        | 30,057    | 59    | 1,645                              |       |            |                         |       |
|                 | 1979 | 73,744         | 196,375   | 39,310 | 120,065                       | 22,409  | 49,287    | 12,025                       | 27,023    | 51    | 6,587                              |       |            |                         |       |
| ZONE 1          |      |                |           |        |                               |         |           |                              |           |       |                                    |       |            |                         |       |
|                 | 1958 | 507,007        | 668,521   | 1,441  | 1,958                         | 505,566 | 666,563   | 0                            | 0         | 0     | 412,163                            |       |            |                         |       |
|                 | 1964 | 617,583        | 831,991   | 706    | 1,017                         | 616,877 | 830,974   | 0                            | 0         | 0     | 574,125                            |       |            |                         |       |
|                 | 1969 | 757,932        | 430,222   | 1,229  | 1,944                         | 755,433 | 426,910   | 1,270                        | 1,368     | 80    | 741,936                            |       |            |                         |       |
|                 | 1974 | 810,932        | 779,475   | 1,130  | 1,457                         | 807,978 | 775,784   | 1,824                        | 2,234     | 70    | 794,871                            |       |            |                         |       |
|                 | 1979 | 824,377        | 688,012   | 1,051  | 1,760                         | 821,306 | 683,116   | 2,020                        | 3,236     | 73    | 814,434                            |       |            |                         |       |
| ZONE 2          |      |                |           |        |                               |         |           |                              |           |       |                                    |       |            |                         |       |
|                 | 1958 | 41,936         | 51,682    | 20,557 | 24,928                        | 20,334  | 25,531    | 1,045                        | 1,223     | 48    | 5,127                              |       |            |                         |       |
|                 | 1964 | 73,412         | 113,181   | 24,473 | 40,119                        | 47,783  | 70,995    | 1,156                        | 2,067     | 48    | 14,132                             |       |            |                         |       |
|                 | 1969 | 97,213         | 133,893   | 33,018 | 55,592                        | 63,906  | 77,851    | 289                          | 450       | 68    | 19,930                             |       |            |                         |       |
|                 | 1974 | 116,747        | 168,932   | 45,922 | 70,764                        | 68,067  | 95,381    | 2,758                        | 2,787     | 64    | 22,643                             |       |            |                         |       |
|                 | 1979 | 135,326        | 170,787   | 41,574 | 58,466                        | 92,262  | 110,529   | 1,490                        | 1,792     | 64    | 20,660                             |       |            |                         |       |
| ZONE 3          |      |                |           |        |                               |         |           |                              |           |       |                                    |       |            |                         |       |
|                 | 1958 | 6,204          | 6,149     | 3,124  | 2,812                         | 3,080   | 3,337     | 0                            | 0         | 0     | 5,590                              |       |            |                         |       |
|                 | 1964 | 8,872          | 14,467    | 5,134  | 8,869                         | 3,668   | 5,348     | 70                           | 250       | 50    | 7,512                              |       |            |                         |       |
|                 | 1969 | 14,590         | 22,632    | 7,029  | 8,635                         | 7,321   | 13,339    | 240                          | 658       | 50    | 12,302                             |       |            |                         |       |
|                 | 1974 | 14,283         | 12,708    | 6,125  | 5,267                         | 7,918   | 6,815     | 240                          | 626       | 50    | 12,592                             |       |            |                         |       |
|                 | 1979 | 7,946          | 11,720    | 2,189  | 2,041                         | 5,757   | 9,679     | 0                            | 0         | 0     | 6,615                              |       |            |                         |       |
| ZONE 4          |      |                |           |        |                               |         |           |                              |           |       |                                    |       |            |                         |       |
|                 | 1958 | 20,245         | 43,370    | 12,965 | 31,085                        | 7,280   | 12,285    | 0                            | 0         | 0     | 1,430                              |       |            |                         |       |
|                 | 1964 | 24,991         | 55,893    | 13,684 | 37,517                        | 10,565  | 15,779    | 742                          | 2,597     | 50    | 3,661                              |       |            |                         |       |
|                 | 1969 | 27,286         | 79,247    | 14,920 | 44,173                        | 11,396  | 33,400    | 970                          | 1,674     | 42    | 3,934                              |       |            |                         |       |
|                 | 1974 | 27,587         | 82,059    | 16,595 | 52,272                        | 9,990   | 28,335    | 1,002                        | 1,452     | 31    | 3,803                              |       |            |                         |       |
|                 | 1979 | 26,569         | 70,161    | 17,662 | 52,031                        | 8,485   | 17,329    | 422                          | 801       | 32    | 2,874                              |       |            |                         |       |
| BASIN TOTAL     |      |                |           |        |                               |         |           |                              |           |       |                                    |       |            |                         |       |
|                 | 1958 | 575,392        | 769,722   | 38,087 | 60,783                        | 536,260 | 707,716   | 1,045                        | 1,223     | 48    | 424,310                            |       |            |                         |       |
|                 | 1964 | 724,858        | 1,015,532 | 43,997 | 87,522                        | 678,893 | 923,096   | 1,968                        | 4,914     | 49    | 599,430                            |       |            |                         |       |
|                 | 1969 | 897,021        | 665,994   | 56,196 | 110,344                       | 838,056 | 551,500   | 2,769                        | 4,150     | 58    | 778,102                            |       |            |                         |       |
|                 | 1974 | 969,549        | 1,043,174 | 69,772 | 129,760                       | 893,953 | 906,315   | 5,824                        | 7,099     | 58    | 833,909                            |       |            |                         |       |
|                 | 1979 | 994,218        | 940,680   | 62,476 | 114,298                       | 927,810 | 820,653   | 3,932                        | 5,729     | 65    | 844,583                            |       |            |                         |       |

TABLE 2.--IRRIGATION SUMMARY FOR RIVER AND COASTAL BASINS, 1958, 1964, 1969, 1974, AND 1979 --CONTINUED

| BASIN AND ZONE   | YEAR | ALL IRRIGATION |           | SURFACE-WATER IRRIGATION ONLY |           | GROUND-WATER IRRIGATION ONLY |           | IRRIGATION USING COMBINED SUPPLIES |            | SPRINKLER SYSTEMS       |       |
|------------------|------|----------------|-----------|-------------------------------|-----------|------------------------------|-----------|------------------------------------|------------|-------------------------|-------|
|                  |      | ACRES          | ACRE-FEET | ACRES                         | ACRE-FEET | ACRES                        | ACRE-FEET | ACRES                              | ACRE- FEET | SURFACE SOURCE- PERCENT | ACRES |
| COLORADO-LAVACA  |      |                |           |                               |           |                              |           |                                    |            |                         |       |
| BASIN TOTAL      | 1958 | 57,354         | 200,600   | 26,600                        | 106,450   | 25,294                       | 73,580    | 5,460                              | 20,570     | 55                      | 60    |
|                  | 1964 | 47,232         | 176,429   | 20,100                        | 97,150    | 23,862                       | 65,109    | 3,270                              | 14,170     | 21                      | 30    |
|                  | 1969 | 53,308         | 188,781   | 22,491                        | 89,964    | 27,317                       | 85,692    | 3,500                              | 13,125     | 30                      | 100   |
|                  | 1974 | 61,753         | 202,554   | 1,000                         | 4,000     | 34,518                       | 100,173   | 26,235                             | 98,381     | 84                      | 135   |
|                  | 1979 | 63,400         | 191,750   | 1,000                         | 3,883     | 33,381                       | 82,050    | 29,019                             | 105,817    | 78                      | 467   |
| LAVACA           |      |                |           |                               |           |                              |           |                                    |            |                         |       |
| BASIN TOTAL      | 1958 | 74,843         | 222,559   | 18,350                        | 54,246    | 54,883                       | 163,406   | 1,610                              | 4,907      | 34                      | 652   |
|                  | 1964 | 72,802         | 220,070   | 15,926                        | 70,325    | 55,266                       | 143,928   | 1,610                              | 5,817      | 46                      | 713   |
|                  | 1969 | 84,958         | 281,620   | 17,155                        | 75,501    | 67,005                       | 204,065   | 798                                | 2,054      | 54                      | 1,217 |
|                  | 1974 | 100,051        | 311,164   | 20,090                        | 78,047    | 77,230                       | 224,363   | 2,731                              | 8,754      | 25                      | 1,241 |
|                  | 1979 | 85,202         | 234,447   | 19,822                        | 66,065    | 60,658                       | 156,333   | 4,722                              | 12,049     | 33                      | 1,199 |
| LAVACA-GUADALUPE |      |                |           |                               |           |                              |           |                                    |            |                         |       |
| BASIN TOTAL      | 1958 | 11,529         | 30,123    | 6,927                         | 14,229    | 4,602                        | 15,894    | 0                                  | 0          | 0                       | 120   |
|                  | 1964 | 18,370         | 53,442    | 7,032                         | 21,928    | 9,875                        | 26,881    | 1,463                              | 4,633      | 27                      | 145   |
|                  | 1969 | 20,203         | 76,824    | 7,993                         | 37,035    | 12,062                       | 39,271    | 148                                | 518        | 80                      | 0     |
|                  | 1974 | 21,555         | 76,297    | 10,651                        | 42,156    | 10,904                       | 34,141    | 0                                  | 0          | 0                       | 0     |
|                  | 1979 | 24,976         | 77,613    | 9,214                         | 27,642    | 15,325                       | 48,587    | 437                                | 1,384      | 50                      | 0     |
| GUADALUPE        |      |                |           |                               |           |                              |           |                                    |            |                         |       |
| ZONE 1           | 1958 | 755            | 1,029     | 438                           | 592       | 317                          | 437       | 0                                  | 0          | 0                       | 679   |
|                  | 1964 | 1,255          | 1,796     | 795                           | 1,124     | 460                          | 672       | 0                                  | 0          | 0                       | 1,105 |
|                  | 1969 | 2,036          | 2,137     | 1,169                         | 1,235     | 867                          | 902       | 0                                  | 0          | 0                       | 1,807 |
|                  | 1974 | 1,303          | 904       | 894                           | 602       | 409                          | 302       | 0                                  | 0          | 0                       | 1,207 |
|                  | 1979 | 1,067          | 1,418     | 703                           | 569       | 364                          | 849       | 0                                  | 0          | 0                       | 962   |
| ZONE 2           | 1958 | 2,758          | 3,003     | 2,068                         | 2,224     | 690                          | 779       | 0                                  | 0          | 0                       | 1,961 |
|                  | 1964 | 2,935          | 3,131     | 1,344                         | 1,450     | 1,591                        | 1,681     | 0                                  | 0          | 0                       | 1,991 |
|                  | 1969 | 2,300          | 2,326     | 1,113                         | 1,011     | 1,187                        | 1,315     | 0                                  | 0          | 0                       | 1,789 |
|                  | 1974 | 3,740          | 3,487     | 2,804                         | 2,628     | 936                          | 859       | 0                                  | 0          | 0                       | 3,386 |
|                  | 1979 | 2,367          | 1,288     | 1,713                         | 991       | 654                          | 297       | 0                                  | 0          | 0                       | 1,780 |



TABLE 2.--IRRIGATION SUMMARY FOR RIVER AND COASTAL BASINS, 1958, 1964, 1969, 1974, AND 1979 --CONTINUED

| BASIN AND ZONE       | YEAR | ALL IRRIGATION |           |        | SURFACE-WATER IRRIGATION ONLY |        |           | GROUND-WATER IRRIGATION ONLY |           |       | IRRIGATION USING COMBINED SUPPLIES |        |           | SPRINKLER SYSTEMS        |        |
|----------------------|------|----------------|-----------|--------|-------------------------------|--------|-----------|------------------------------|-----------|-------|------------------------------------|--------|-----------|--------------------------|--------|
|                      |      | ACRES          | ACRE-FEET | ACRES  | ACRE-FEET                     | ACRES  | ACRE-FEET | ACRES                        | ACRE-FEET | ACRES | ACRE-FEET                          | ACRES  | ACRE-FEET | SURFACE SOURCE - PERCENT | ACRES  |
| CUADALUPE--CONTINUED |      |                |           |        |                               |        |           |                              |           |       |                                    |        |           |                          |        |
| ZONE 3               | 1958 | 5,242          | 5,860     | 2,918  | 2,945                         | 2,324  | 2,915     | 0                            | 0         | 0     | 0                                  | 0      | 0         | 0                        | 3,794  |
|                      | 1964 | 4,746          | 5,260     | 1,997  | 2,040                         | 2,749  | 3,220     | 0                            | 0         | 0     | 0                                  | 0      | 0         | 0                        | 3,765  |
|                      | 1969 | 4,782          | 4,096     | 2,004  | 1,657                         | 2,767  | 2,429     | 11                           | 10        | 50    | 10                                 | 50     | 42        | 50                       | 4,334  |
|                      | 1974 | 5,021          | 4,129     | 1,680  | 1,364                         | 3,291  | 2,723     | 50                           | 50        | 50    | 50                                 | 50     | 17        | 50                       | 4,129  |
|                      | 1979 | 4,890          | 2,249     | 2,253  | 861                           | 2,587  | 1,371     | 50                           | 50        | 50    | 50                                 | 50     | 17        | 50                       | 4,129  |
| ZONE 4               | 1958 | 1,538          | 1,165     | 1,008  | 755                           | 400    | 381       | 130                          | 29        | 50    | 130                                | 29     | 50        | 50                       | 918    |
|                      | 1964 | 1,890          | 1,350     | 315    | 249                           | 1,445  | 993       | 130                          | 108       | 50    | 130                                | 108    | 50        | 50                       | 1,328  |
|                      | 1969 | 751            | 1,131     | 140    | 201                           | 611    | 930       | 0                            | 0         | 0     | 0                                  | 0      | 0         | 0                        | 383    |
|                      | 1974 | 1,239          | 1,232     | 466    | 257                           | 773    | 975       | 0                            | 0         | 0     | 0                                  | 0      | 0         | 0                        | 834    |
|                      | 1979 | 861            | 1,590     | 236    | 196                           | 625    | 1,394     | 0                            | 0         | 0     | 0                                  | 0      | 0         | 0                        | 466    |
| BASIN TOTAL          | 1958 | 10,293         | 11,057    | 6,432  | 6,516                         | 3,731  | 4,512     | 130                          | 29        | 50    | 130                                | 29     | 50        | 50                       | 7,352  |
|                      | 1964 | 10,826         | 11,537    | 4,451  | 4,863                         | 6,245  | 6,566     | 130                          | 108       | 50    | 130                                | 108    | 50        | 50                       | 8,189  |
|                      | 1969 | 9,869          | 9,690     | 4,426  | 4,104                         | 5,432  | 5,576     | 11                           | 10        | 50    | 11                                 | 10     | 50        | 50                       | 7,703  |
|                      | 1974 | 11,303         | 9,752     | 5,844  | 4,851                         | 5,409  | 4,859     | 50                           | 42        | 50    | 50                                 | 42     | 50        | 50                       | 9,761  |
|                      | 1979 | 9,185          | 6,545     | 4,905  | 2,617                         | 4,230  | 3,911     | 50                           | 17        | 50    | 50                                 | 17     | 50        | 50                       | 7,337  |
| SAN ANTONIO          |      |                |           |        |                               |        |           |                              |           |       |                                    |        |           |                          |        |
| ZONE 1               | 1958 | 32,320         | 46,518    | 11,020 | 15,203                        | 21,300 | 31,315    | 0                            | 0         | 0     | 0                                  | 0      | 0         | 0                        | 3,100  |
|                      | 1964 | 30,643         | 60,838    | 14,089 | 26,727                        | 16,554 | 34,111    | 0                            | 0         | 0     | 0                                  | 0      | 0         | 0                        | 3,171  |
|                      | 1969 | 31,069         | 42,224    | 6,575  | 7,667                         | 9,359  | 17,387    | 15,135                       | 17,170    | 69    | 15,135                             | 17,170 | 69        | 69                       | 2,314  |
|                      | 1974 | 29,886         | 37,118    | 14,472 | 14,774                        | 15,414 | 27,344    | 0                            | 0         | 0     | 0                                  | 0      | 0         | 0                        | 6,230  |
|                      | 1979 | 28,281         | 43,311    | 13,115 | 18,916                        | 15,166 | 24,395    | 0                            | 0         | 0     | 0                                  | 0      | 0         | 0                        | 5,025  |
| ZONE 2               | 1958 | 6,777          | 6,190     | 2,555  | 1,948                         | 4,222  | 4,242     | 0                            | 0         | 0     | 0                                  | 0      | 0         | 0                        | 4,365  |
|                      | 1964 | 19,737         | 17,760    | 6,342  | 5,453                         | 13,285 | 12,209    | 110                          | 98        | 50    | 110                                | 98     | 50        | 50                       | 11,558 |
|                      | 1969 | 19,123         | 15,264    | 4,721  | 2,384                         | 12,269 | 11,514    | 2,133                        | 1,366     | 10    | 2,133                              | 1,366  | 10        | 10                       | 14,863 |
|                      | 1974 | 20,402         | 20,984    | 6,179  | 6,498                         | 13,399 | 13,687    | 824                          | 799       | 4     | 824                                | 799    | 4         | 4                        | 16,460 |
|                      | 1979 | 7,329          | 7,141     | 669    | 832                           | 6,660  | 6,309     | 0                            | 0         | 0     | 0                                  | 0      | 0         | 0                        | 6,348  |
| BASIN TOTAL          | 1958 | 39,097         | 52,708    | 13,575 | 17,151                        | 25,522 | 35,557    | 0                            | 0         | 0     | 0                                  | 0      | 0         | 0                        | 7,465  |
|                      | 1964 | 50,380         | 78,598    | 20,431 | 32,180                        | 29,839 | 46,320    | 110                          | 98        | 50    | 110                                | 98     | 50        | 50                       | 14,729 |
|                      | 1969 | 50,192         | 57,488    | 11,296 | 10,051                        | 28,901 | 28,901    | 17,268                       | 18,536    | 64    | 17,268                             | 18,536 | 64        | 64                       | 17,177 |
|                      | 1974 | 50,288         | 58,102    | 20,651 | 21,272                        | 28,813 | 36,031    | 824                          | 799       | 4     | 824                                | 799    | 4         | 4                        | 22,690 |
|                      | 1979 | 35,610         | 50,452    | 13,784 | 19,748                        | 21,826 | 30,704    | 0                            | 0         | 0     | 0                                  | 0      | 0         | 0                        | 11,373 |

TABLE 2.--IRRIGATION SUMMARY FOR RIVER AND COASTAL BASINS, 1958, 1964, 1969, 1974, AND 1979 --CONTINUED

| BASIN AND ZONE     | YEAR | ALL IRRIGATION |           | SURFACE-WATER IRRIGATION ONLY |           | GROUND-WATER IRRIGATION ONLY |           | IRRIGATION USING COMBINED SUPPLIES |           |                        | SPRINKLER SYSTEMS |
|--------------------|------|----------------|-----------|-------------------------------|-----------|------------------------------|-----------|------------------------------------|-----------|------------------------|-------------------|
|                    |      | ACRES          | ACRE-FEET | ACRES                         | ACRE-FEET | ACRES                        | ACRE-FEET | ACRES                              | ACRE-FEET | SURFACE SOURCE-PERCENT | ACRES             |
| SAN ANTONIO-NUECES |      |                |           |                               |           |                              |           |                                    |           |                        |                   |
| BASIN TOTAL        | 1958 | 13,110         | 14,415    | 0                             | 0         | 13,110                       | 14,415    | 0                                  | 0         | 0                      | 30                |
|                    | 1964 | 16,328         | 7,557     | 0                             | 0         | 16,113                       | 7,414     | 215                                | 143       | 20                     | 1,055             |
|                    | 1969 | 12,797         | 5,986     | 105                           | 80        | 12,692                       | 5,906     | 0                                  | 0         | 0                      | 313               |
|                    | 1974 | 12,909         | 6,318     | 30                            | 20        | 12,879                       | 6,298     | 0                                  | 0         | 0                      | 320               |
|                    | 1979 | 2,596          | 1,760     | 34                            | 34        | 2,562                        | 1,726     | 0                                  | 0         | 0                      | 34                |
| NUECES             |      |                |           |                               |           |                              |           |                                    |           |                        |                   |
| ZONE 1             | 1958 | 189,469        | 229,277   | 12,014                        | 18,109    | 159,405                      | 191,979   | 18,050                             | 19,189    | 51                     | 46,997            |
|                    | 1964 | 290,618        | 496,278   | 17,190                        | 32,687    | 248,065                      | 413,065   | 25,363                             | 50,526    | 32                     | 79,341            |
|                    | 1969 | 304,155        | 483,418   | 19,808                        | 36,828    | 258,778                      | 409,182   | 25,569                             | 37,408    | 66                     | 105,060           |
|                    | 1974 | 291,406        | 460,670   | 17,863                        | 33,071    | 246,816                      | 380,180   | 26,727                             | 47,419    | 74                     | 118,667           |
|                    | 1979 | 290,617        | 451,429   | 24,888                        | 36,492    | 244,564                      | 381,026   | 21,165                             | 33,911    | 77                     | 137,209           |
| ZONE 2             | 1958 | 8,700          | 9,537     | 1,680                         | 1,271     | 6,520                        | 7,862     | 500                                | 404       | 50                     | 1,670             |
|                    | 1964 | 17,570         | 11,147    | 7,355                         | 5,450     | 9,431                        | 5,069     | 784                                | 628       | 47                     | 3,011             |
|                    | 1969 | 16,570         | 7,642     | 5,390                         | 2,833     | 9,680                        | 4,184     | 1,500                              | 625       | 50                     | 4,265             |
|                    | 1974 | 8,393          | 4,528     | 860                           | 540       | 7,533                        | 3,988     | 0                                  | 0         | 0                      | 2,770             |
|                    | 1979 | 3,292          | 1,717     | 180                           | 140       | 3,112                        | 1,577     | 0                                  | 0         | 0                      | 880               |
| BASIN TOTAL        | 1958 | 198,169        | 238,814   | 13,694                        | 19,380    | 165,925                      | 199,841   | 18,550                             | 19,593    | 50                     | 48,667            |
|                    | 1964 | 308,188        | 507,425   | 24,545                        | 38,137    | 257,496                      | 418,134   | 26,147                             | 51,154    | 32                     | 82,352            |
|                    | 1969 | 320,725        | 491,060   | 25,198                        | 39,661    | 268,458                      | 413,366   | 27,069                             | 38,033    | 65                     | 109,325           |
|                    | 1974 | 299,799        | 465,198   | 18,723                        | 33,611    | 254,349                      | 384,168   | 26,727                             | 47,419    | 74                     | 121,437           |
|                    | 1979 | 293,909        | 453,146   | 25,068                        | 36,632    | 247,676                      | 382,603   | 21,165                             | 33,911    | 77                     | 138,089           |
| NUECES-RIO GRANDE  |      |                |           |                               |           |                              |           |                                    |           |                        |                   |
| ZONE 1             | 1958 | 7,823          | 4,115     | 4,190                         | 2,601     | 3,633                        | 1,514     | 0                                  | 0         | 0                      | 4,498             |
|                    | 1964 | 10,825         | 7,135     | 3,337                         | 1,266     | 7,488                        | 5,869     | 0                                  | 0         | 0                      | 7,088             |
|                    | 1969 | 13,297         | 6,837     | 1,430                         | 664       | 11,867                       | 6,173     | 0                                  | 0         | 0                      | 11,396            |
|                    | 1974 | 11,574         | 6,836     | 240                           | 100       | 11,254                       | 6,683     | 80                                 | 53        | 60                     | 11,454            |
|                    | 1979 | 10,572         | 4,735     | 60                            | 40        | 10,432                       | 4,642     | 80                                 | 53        | 60                     | 10,252            |
| ZONE 2             | 1958 | 830            | 622       | 0                             | 0         | 830                          | 622       | 0                                  | 0         | 0                      | 780               |
|                    | 1964 | 480            | 376       | 0                             | 0         | 480                          | 376       | 0                                  | 0         | 0                      | 480               |
|                    | 1969 | 1,100          | 588       | 400                           | 200       | 700                          | 388       | 0                                  | 0         | 0                      | 1,100             |
|                    | 1974 | 960            | 483       | 400                           | 192       | 560                          | 291       | 0                                  | 0         | 0                      | 960               |
|                    | 1979 | 400            | 158       | 400                           | 158       | 0                            | 0         | 0                                  | 0         | 0                      | 400               |

TABLE 2.--IRRIGATION SUMMARY FOR RIVER AND COASTAL BASINS, 1958, 1964, 1969, 1974, AND 1979 --CONTINUED

| BASIN AND ZONE               | YEAR | ALL IRRIGATION |           | SURFACE-WATER IRRIGATION ONLY |           | GROUND-WATER IRRIGATION ONLY |           | IRRIGATION USING COMBINED SUPPLIES |            | SPRINKLER SYSTEMS       |        |
|------------------------------|------|----------------|-----------|-------------------------------|-----------|------------------------------|-----------|------------------------------------|------------|-------------------------|--------|
|                              |      | ACRES          | ACRE-FEET | ACRES                         | ACRE-FEET | ACRES                        | ACRE-FEET | ACRES                              | ACRE- FEET | SURFACE SOURCE- PERCENT | ACRES  |
| NUECES-RIO GRANDE--CONTINUED |      |                |           |                               |           |                              |           |                                    |            |                         |        |
| ZONE 3                       | 1958 | 762,264        | 1,266,661 | 682,081                       | 1,119,120 | 6,516                        | 11,589    | 73,667                             | 135,952    | 62                      | 9,700  |
|                              | 1964 | 741,771        | 865,795   | 653,471                       | 741,545   | 2,900                        | 3,400     | 85,400                             | 120,850    | 52                      | 9,000  |
|                              | 1969 | 750,015        | 1,038,848 | 680,015                       | 951,598   | 5,000                        | 6,000     | 65,000                             | 81,250     | 75                      | 6,000  |
|                              | 1974 | 744,723        | 1,016,033 | 679,723                       | 926,700   | 5,000                        | 6,333     | 60,000                             | 83,000     | 85                      | 6,000  |
|                              | 1979 | 737,723        | 878,520   | 671,723                       | 798,770   | 6,000                        | 6,750     | 60,000                             | 73,000     | 95                      | 7,000  |
| BASIN TOTAL                  | 1958 | 770,917        | 1,271,398 | 686,271                       | 1,121,721 | 10,979                       | 13,725    | 73,667                             | 135,952    | 62                      | 14,978 |
|                              | 1964 | 753,076        | 873,306   | 656,808                       | 742,811   | 10,868                       | 9,645     | 85,400                             | 120,850    | 52                      | 16,568 |
|                              | 1969 | 764,412        | 1,046,273 | 681,845                       | 952,462   | 17,567                       | 12,561    | 65,000                             | 81,250     | 75                      | 18,496 |
|                              | 1974 | 757,257        | 1,023,352 | 680,363                       | 926,992   | 16,814                       | 13,307    | 60,080                             | 83,053     | 84                      | 18,414 |
|                              | 1979 | 748,695        | 883,413   | 672,183                       | 798,968   | 16,432                       | 11,392    | 60,080                             | 73,053     | 94                      | 17,652 |
| RIO GRANDE                   |      |                |           |                               |           |                              |           |                                    |            |                         |        |
| ZONE 1                       | 1958 | 62,395         | 214,037   | 0                             | 0         | 976                          | 4,681     | 61,419                             | 209,356    | 88                      | 0      |
|                              | 1964 | 64,200         | 156,098   | 0                             | 0         | 1,600                        | 4,828     | 62,600                             | 151,270    | 14                      | 10     |
|                              | 1969 | 71,274         | 252,316   | 0                             | 0         | 1,193                        | 4,685     | 70,081                             | 247,631    | 98                      | 300    |
|                              | 1974 | 67,825         | 214,389   | 150                           | 250       | 1,180                        | 4,055     | 66,495                             | 210,084    | 98                      | 448    |
|                              | 1979 | 63,815         | 191,602   | 0                             | 0         | 510                          | 1,760     | 63,305                             | 189,842    | 98                      | 90     |
| ZONE 2                       | 1958 | 5,778          | 21,094    | 290                           | 868       | 228                          | 517       | 5,260                              | 19,709     | 77                      | 56     |
|                              | 1964 | 6,751          | 20,382    | 256                           | 945       | 1,030                        | 2,530     | 5,465                              | 16,907     | 77                      | 96     |
|                              | 1969 | 6,696          | 26,640    | 178                           | 445       | 793                          | 3,230     | 5,725                              | 22,965     | 85                      | 0      |
|                              | 1974 | 6,620          | 24,010    | 83                            | 249       | 670                          | 2,551     | 5,867                              | 21,210     | 81                      | 10     |
|                              | 1979 | 6,962          | 28,957    | 4,935                         | 23,916    | 1,522                        | 3,702     | 505                                | 1,339      | 95                      | 380    |
| ZONE 3                       | 1958 | 31,595         | 102,977   | 0                             | 0         | 31,595                       | 102,977   | 0                                  | 0          | 0                       | 1,150  |
|                              | 1964 | 41,810         | 124,124   | 0                             | 0         | 41,810                       | 124,124   | 0                                  | 0          | 0                       | 1,240  |
|                              | 1969 | 31,371         | 122,183   | 0                             | 0         | 31,371                       | 122,183   | 0                                  | 0          | 0                       | 440    |
|                              | 1974 | 42,435         | 166,616   | 0                             | 0         | 42,435                       | 166,616   | 0                                  | 0          | 0                       | 2,800  |
|                              | 1979 | 72,860         | 212,540   | 0                             | 0         | 72,860                       | 212,540   | 0                                  | 0          | 0                       | 27,514 |
| ZONE 4                       | 1958 | 690            | 1,151     | 0                             | 0         | 690                          | 1,151     | 0                                  | 0          | 0                       | 690    |
|                              | 1964 | 0              | 0         | 0                             | 0         | 0                            | 0         | 0                                  | 0          | 0                       | 0      |
|                              | 1969 | 1,752          | 5,458     | 0                             | 0         | 1,752                        | 5,458     | 0                                  | 0          | 0                       | 1,712  |
|                              | 1974 | 1,983          | 3,613     | 0                             | 0         | 1,983                        | 3,613     | 0                                  | 0          | 0                       | 1,963  |
|                              | 1979 | 1,555          | 5,267     | 0                             | 0         | 1,555                        | 5,267     | 0                                  | 0          | 0                       | 1,505  |
| ZONE 5                       | 1958 | 220,313        | 731,816   | 11,255                        | 34,321    | 190,678                      | 652,512   | 18,380                             | 44,983     | 57                      | 400    |
|                              | 1964 | 245,444        | 806,648   | 7,451                         | 13,228    | 225,127                      | 749,261   | 12,866                             | 44,159     | 16                      | 2,724  |
|                              | 1969 | 145,656        | 565,015   | 399                           | 1,228     | 128,414                      | 504,734   | 16,843                             | 59,053     | 44                      | 3,004  |
|                              | 1974 | 136,800        | 529,420   | 254                           | 735       | 119,227                      | 462,955   | 17,319                             | 65,730     | 50                      | 2,312  |
|                              | 1979 | 66,698         | 231,350   | 433                           | 1,098     | 56,191                       | 197,543   | 10,074                             | 32,709     | 77                      | 15,300 |

TABLE 2.--IRRIGATION SUMMARY FOR RIVER AND COASTAL BASINS, 1958, 1964, 1969, 1974, AND 1979 --CONTINUED

| BASIN AND ZONE        | YEAR | ALL IRRIGATION |            | SURFACE-WATER IRRIGATION ONLY |           | GROUND-WATER IRRIGATION ONLY |            | IRRIGATION USING COMBINED SUPPLIES |            | SPRINKLER SYSTEMS       |           |
|-----------------------|------|----------------|------------|-------------------------------|-----------|------------------------------|------------|------------------------------------|------------|-------------------------|-----------|
|                       |      | ACRES          | ACRE-FEET  | ACRES                         | ACRE-FEET | ACRES                        | ACRE-FEET  | ACRES                              | ACRE- FEET | SURFACE SOURCE- PERCENT | ACRES     |
| RIO GRANDE--CONTINUED |      |                |            |                               |           |                              |            |                                    |            |                         |           |
| ZONE 6                | 1958 | 1,762          | 3,128      | 0                             | 0         | 1,722                        | 3,003      | 40                                 | 125        | 50                      | 280       |
|                       | 1964 | 2,767          | 5,304      | 0                             | 0         | 2,767                        | 5,304      | 0                                  | 0          | 0                       | 813       |
|                       | 1969 | 3,184          | 5,167      | 0                             | 0         | 3,184                        | 5,167      | 0                                  | 0          | 0                       | 1,007     |
|                       | 1974 | 2,235          | 2,839      | 0                             | 0         | 2,235                        | 2,839      | 0                                  | 0          | 0                       | 546       |
|                       | 1979 | 1,075          | 1,175      | 0                             | 0         | 1,075                        | 1,175      | 0                                  | 0          | 0                       | 555       |
| ZONE 7                | 1958 | 33,771         | 40,791     | 30,036                        | 36,151    | 3,535                        | 4,460      | 200                                | 180        | 30                      | 80        |
|                       | 1964 | 55,150         | 142,863    | 48,850                        | 131,003   | 6,300                        | 11,860     | 0                                  | 0          | 0                       | 0         |
|                       | 1969 | 71,763         | 155,273    | 64,252                        | 141,337   | 7,511                        | 13,936     | 0                                  | 0          | 0                       | 130       |
|                       | 1974 | 63,089         | 128,271    | 56,964                        | 117,342   | 6,125                        | 10,929     | 0                                  | 0          | 0                       | 668       |
|                       | 1979 | 53,632         | 78,529     | 48,479                        | 69,247    | 5,087                        | 9,123      | 66                                 | 159        | 20                      | 2,329     |
| ZONE 8                | 1958 | 19,234         | 25,366     | 14,219                        | 19,934    | 15                           | 15         | 5,000                              | 5,417      | 80                      | 100       |
|                       | 1964 | 81,650         | 123,188    | 16,650                        | 26,621    | 0                            | 0          | 65,000                             | 96,567     | 60                      | 800       |
|                       | 1969 | 64,683         | 86,990     | 17,183                        | 23,819    | 0                            | 0          | 47,500                             | 63,171     | 75                      | 200       |
|                       | 1974 | 53,805         | 63,501     | 53,805                        | 63,501    | 0                            | 0          | 0                                  | 0          | 0                       | 0         |
|                       | 1979 | 55,362         | 61,942     | 55,362                        | 61,942    | 0                            | 0          | 0                                  | 0          | 0                       | 4,130     |
| BASIN TOTAL           | 1958 | 375,538        | 1,140,360  | 55,800                        | 91,274    | 229,439                      | 769,316    | 90,299                             | 279,770    | 82                      | 2,756     |
|                       | 1964 | 497,772        | 1,378,607  | 73,207                        | 171,797   | 278,634                      | 897,907    | 145,931                            | 308,903    | 32                      | 5,683     |
|                       | 1969 | 396,379        | 1,219,042  | 82,012                        | 166,829   | 174,218                      | 659,393    | 140,149                            | 392,820    | 85                      | 6,793     |
|                       | 1974 | 374,792        | 1,132,659  | 111,256                       | 182,077   | 173,855                      | 653,558    | 89,681                             | 297,024    | 86                      | 8,747     |
|                       | 1979 | 321,959        | 811,362    | 109,209                       | 156,203   | 138,800                      | 431,110    | 73,950                             | 224,049    | 95                      | 51,803    |
| STATE TOTAL           | 1958 | 6,723,614      | 9,605,605  | 1,126,521                     | 2,170,313 | 5,387,663                    | 6,946,620  | 209,430                            | 488,672    | 71                      | 667,678   |
|                       | 1964 | 7,706,881      | 12,509,652 | 1,184,961                     | 1,992,067 | 6,235,614                    | 9,989,649  | 286,306                            | 527,936    | 37                      | 1,076,729 |
|                       | 1969 | 8,206,249      | 11,569,024 | 1,267,607                     | 2,352,335 | 6,648,553                    | 8,622,041  | 290,089                            | 594,648    | 77                      | 1,548,002 |
|                       | 1974 | 8,618,054      | 13,082,262 | 1,272,397                     | 2,186,062 | 7,089,624                    | 10,279,992 | 256,033                            | 616,208    | 80                      | 1,814,293 |
|                       | 1979 | 7,817,681      | 9,723,413  | 1,248,855                     | 1,850,225 | 5,885,102                    | 6,924,037  | 683,724                            | 949,151    | 59                      | 2,197,001 |

**TABLE 3**  
**IRRIGATION SUMMARY FOR SOIL AND WATER**  
**CONSERVATION DISTRICTS, 1979**



TABLE 3--IRRIGATION SUMMARY FOR SOIL &amp; WATER CONSERVATION DISTRICTS - 1979

| DISTRICT |                   | ALL IRRIGATION |           | SURFACE-WATER IRRIGATION ONLY |           | GROUND-WATER IRRIGATION ONLY |           | IRRIGATION USING COMBINED SUPPLIES |           |                        | SPRINKLER SYSTEMS |
|----------|-------------------|----------------|-----------|-------------------------------|-----------|------------------------------|-----------|------------------------------------|-----------|------------------------|-------------------|
| NO.      | NAME              | ACRES          | ACRF-FEET | ACRES                         | ACRE-FEET | ACRES                        | ACRE-FEET | ACRES                              | ACRE-FEET | SURFACE SOURCE-PERCENT | ACRES             |
| 104      | FLOYD COUNTY      | 277,295        | 176,968   | 0                             | 0         | 277,295                      | 176,968   | 0                                  | 0         | 0                      | 4,002             |
| 107      | RIO BLANCO        | *52,800        | 43,088    | 0                             | 0         | *2,072                       | *2,380    | *50,728                            | *40,708   | 54                     | 10,160            |
| 108      | LUBBOCK COUNTY    | 95,395         | 25,980    | 0                             | 0         | 90,045                       | 8,313     | 5,350                              | 17,667    | 78                     | 15,530            |
| 109      | HALL-CHILDRESS    | 35,147         | 27,459    | 0                             | 0         | 35,147                       | 27,459    | 0                                  | 0         | 0                      | 28,268            |
| 110      | TULE CREEK        | 132,624        | 157,952   | 0                             | 0         | 132,624                      | 157,952   | 0                                  | 0         | 0                      | 8,500             |
| 111      | BLACKWATER VALLEY | 182,338        | 252,185   | 0                             | 0         | 182,338                      | 252,185   | 0                                  | 0         | 0                      | 103,224           |
| 115      | UPPER COLORADO    | 4,856          | 5,836     | 361                           | 940       | 4,495                        | 4,896     | 0                                  | 0         | 0                      | 3,776             |
| 119      | LYNN COUNTY       | 64,559         | 38,290    | 300                           | 175       | 63,959                       | 37,815    | 300                                | 300       | 75                     | 18,060            |
| 120      | KING-STONEWALL    | 665            | 516       | 150                           | 100       | 515                          | 416       | 0                                  | 0         | 0                      | 283               |
| 124      | DAWSON COUNTY     | 56,700         | 9,700     | 0                             | 0         | 56,700                       | 9,700     | 0                                  | 0         | 0                      | 56,700            |
| 125      | GRAY COUNTY       | 31,683         | 27,546    | 0                             | 0         | 31,683                       | 27,546    | 0                                  | 0         | 0                      | 7,164             |
| 126      | CAP ROCK          | 65,776         | 95,349    | 252                           | 315       | 65,524                       | 95,034    | 0                                  | 0         | 0                      | 4,887             |
| 127      | DONLEY COUNTY     | 17,128         | 8,379     | 0                             | 0         | 17,128                       | 8,379     | 0                                  | 0         | 0                      | 11,166            |
| 129      | HOCKLEY COUNTY    | 100,500        | 45,016    | 0                             | 0         | 100,500                      | 45,016    | 0                                  | 0         | 0                      | 91,964            |
| 130      | LAMB COUNTY       | 296,600        | 320,033   | 0                             | 0         | 296,600                      | 320,033   | 0                                  | 0         | 0                      | 125,000           |
| 131      | DALLAM            | 220,515        | 323,346   | 0                             | 0         | 220,515                      | 323,346   | 0                                  | 0         | 0                      | 148,950           |
| 132      | HALE COUNTY       | *386,891       | 356,948   | 0                             | 0         | *0                           | *0        | *386,891                           | *356,948  | 24                     | 28,000            |
| 133      | SALT FORK         | 6,081          | 2,882     | 40                            | 22        | 6,041                        | 2,860     | 0                                  | 0         | 0                      | 5,236             |
| 134      | LIPSCOMB          | 33,180         | 38,417    | 0                             | 0         | 32,880                       | 38,267    | 300                                | 150       | 20                     | 28,790            |
| 136      | RUNNING WATER     | 368,650        | 411,731   | 0                             | 0         | 368,650                      | 411,731   | 0                                  | 0         | 0                      | 16,150            |
| 137      | MOORE COUNTY      | 233,725        | 304,033   | 0                             | 0         | 233,725                      | 304,033   | 0                                  | 0         | 0                      | 5,830             |
| 138      | HEMPHILL COUNTY   | 4,357          | 6,899     | 0                             | 0         | 4,117                        | 6,675     | 240                                | 224       | 40                     | 4,357             |

\*In 1979, rainfall runoff in playa lakes was used as a significant source of irrigation water in Crosby and Hale Counties.



TABLE 3--IRRIGATION SUMMARY FOR SOIL & WATER CONSERVATION DISTRICTS - 1979 CONTINUED

| DISTRICT |                   | ALL IRRIGATION |           | SURFACE-WATER IRRIGATION ONLY |           | GROUND-WATER IRRIGATION ONLY |           | IRRIGATION USING COMBINED SUPPLIES |            |                         | SPRINKLER SYSTEMS |
|----------|-------------------|----------------|-----------|-------------------------------|-----------|------------------------------|-----------|------------------------------------|------------|-------------------------|-------------------|
| NO.      | NAME              | ACRES          | ACRE-FEET | ACRES                         | ACRE-FEET | ACRES                        | ACRE-FEET | ACRES                              | ACRE- FEET | SURFACE SOURCE- PERCENT | ACRES             |
| 140      | PARMER            | 417,986        | 592,806   | 0                             | 0         | 417,696                      | 592,289   | 290                                | 517        | 30                      | 57,630            |
| 141      | WHEELER COUNTY    | 13,035         | 7,789     | 0                             | 0         | 13,035                       | 7,789     | 0                                  | 0          | 0                       | 13,035            |
| 142      | OCHILTREE         | 120,000        | 108,717   | 0                             | 0         | 120,000                      | 108,717   | 0                                  | 0          | 0                       | 4,260             |
| 143      | TIERRA BLANCA     | 294,500        | 315,706   | 0                             | 0         | 294,500                      | 315,706   | 0                                  | 0          | 0                       | 18,750            |
| 145      | ROBERTS           | 11,634         | 14,184    | 0                             | 0         | 11,634                       | 14,184    | 0                                  | 0          | 0                       | 3,230             |
| 146      | HUTCHINSON        | 80,389         | 102,539   | 0                             | 0         | 80,389                       | 102,539   | 0                                  | 0          | 0                       | 1,100             |
| 147      | PALO DURO         | 74,446         | 79,955    | 350                           | 325       | 72,496                       | 78,020    | 1,600                              | 1,610      | 65                      | 3,580             |
| 148      | HANSFORD          | 251,750        | 390,678   | 0                             | 0         | 251,110                      | 390,038   | 640                                | 640        | 20                      | 4,776             |
| 149      | COCHRAN           | 105,195        | 28,095    | 0                             | 0         | 105,195                      | 28,095    | 0                                  | 0          | 0                       | 104,318           |
| 150      | YOAKUM            | 121,910        | 122,912   | 0                             | 0         | 121,910                      | 122,912   | 0                                  | 0          | 0                       | 121,310           |
| 151      | TERRY             | 166,336        | 57,712    | 0                             | 0         | 166,136                      | 57,645    | 200                                | 67         | 50                      | 165,330           |
| 152      | HARTLEY           | 200,000        | 251,416   | 0                             | 0         | 200,000                      | 251,416   | 0                                  | 0          | 0                       | 65,000            |
| 153      | OLDHAM COUNTY     | 16,830         | 16,722    | 0                             | 0         | 16,830                       | 16,722    | 0                                  | 0          | 0                       | 1,030             |
| 155      | STAKED PLAINS     | 24,370         | 12,837    | 0                             | 0         | 24,370                       | 12,837    | 0                                  | 0          | 0                       | 1,660             |
| 156      | MCCLELLAN CREEK   | 134,050        | 160,365   | 0                             | 0         | 134,050                      | 160,365   | 0                                  | 0          | 0                       | 3,790             |
| 157      | DUCK CREEK        | 13,751         | 4,123     | 420                           | 112       | 13,331                       | 4,011     | 0                                  | 0          | 0                       | 7,844             |
| 158      | GARZA             | 11,900         | 11,894    | 0                             | 0         | 11,900                       | 11,894    | 0                                  | 0          | 0                       | 480               |
| 159      | SHERMAN COUNTY    | 231,000        | 268,267   | 0                             | 0         | 230,300                      | 267,417   | 700                                | 850        | 30                      | 57,735            |
| 160      | CANADIAN RIVER    | 15,240         | 20,715    | 0                             | 0         | 12,840                       | 16,515    | 2,400                              | 4,200      | 70                      | 2,160             |
| 161      | FOARD COUNTY      | 4,820          | 5,300     | 0                             | 0         | 4,820                        | 5,300     | 0                                  | 0          | 0                       | 4,820             |
| 162      | LOWER PEASE RIVER | 4,380          | 1,419     | 180                           | 60        | 4,200                        | 1,359     | 0                                  | 0          | 0                       | 890               |
| 163      | COTTLE            | 1,455          | 1,298     | 0                             | 0         | 1,455                        | 1,298     | 0                                  | 0          | 0                       | 963               |

TABLE 3--IRRIGATION SUMMARY FOR SOIL & WATER CONSERVATION DISTRICTS - 1979 CONTINUED

| DISTRICT     |                     | ALL IRRIGATION |           | SURFACE-WATER IRRIGATION ONLY |           | GROUND-WATER IRRIGATION ONLY |           | IRRIGATION USING COMBINED SUPPLIES |            |                         | SPRINKLER SYSTEMS |
|--------------|---------------------|----------------|-----------|-------------------------------|-----------|------------------------------|-----------|------------------------------------|------------|-------------------------|-------------------|
| NO.          | NAME                | ACRES          | ACRE-FEET | ACRES                         | ACRE-FEET | ACRES                        | ACRE-FEET | ACRES                              | ACRE- FEET | SURFACE SOURCE- PERCENT | ACRES             |
| 164          | UPPER PEASE         | 7,544          | 2,975     | 40                            | 37        | 7,504                        | 2,938     | 0                                  | 0          | 0                       | 7,164             |
| 165          | UPPER CLEAR FORK    | 2,715          | 2,519     | 240                           | 167       | 1,865                        | 1,826     | 610                                | 526        | 54                      | 1,330             |
| 166          | GAINES COUNTY       | 359,670        | 413,032   | 0                             | 0         | 359,670                      | 413,032   | 0                                  | 0          | 0                       | 359,670           |
| ZONE 1 TOTAL |                     | 5,352,371      | 5,672,528 | 2,333                         | 2,253     | 4,899,789                    | 5,245,868 | 450,249                            | 424,407    | 30                      | 1,737,852         |
| 201          | CONCHO              | 26,511         | 42,600    | 13,628                        | 27,627    | 11,923                       | 13,792    | 960                                | 1,181      | 66                      | 895               |
| 205          | EL PASO-HUDSPETH    | 103,644        | 339,143   | 0                             | 0         | 40,087                       | 148,633   | 63,557                             | 190,510    | 98                      | 2,560             |
| 206          | MIDDLE CLEAR FORK   | 1,638          | 936       | 505                           | 253       | 1,133                        | 683       | 0                                  | 0          | 0                       | 1,093             |
| 207          | MITCHELL            | 2,940          | 2,525     | 150                           | 150       | 2,790                        | 2,375     | 0                                  | 0          | 0                       | 2,940             |
| 208          | NORTH CONCHO RIVER  | 33,498         | 39,695    | 130                           | 271       | 33,368                       | 39,424    | 0                                  | 0          | 0                       | 1,303             |
| 209          | TOYAH-LIMPIA        | 23,832         | 81,042    | 0                             | 0         | 16,189                       | 59,288    | 7,643                              | 21,754     | 80                      | 6,420             |
| 210          | HIGHLAND            | 17,277         | 43,193    | 4,838                         | 23,600    | 12,439                       | 19,593    | 0                                  | 0          | 0                       | 11,465            |
| 212          | ELDORADO DIVIDE     | 5,158          | 8,076     | 2,850                         | 5,949     | 2,108                        | 1,881     | 200                                | 246        | 66                      | 1,991             |
| 213          | UPPER PECOS         | 16,771         | 63,229    | 375                           | 986       | 13,965                       | 51,288    | 2,431                              | 10,955     | 73                      | 6,245             |
| 214          | SAN SABA-BRADY      | 8,347          | 7,435     | 4,804                         | 4,695     | 3,543                        | 2,740     | 0                                  | 0          | 0                       | 3,479             |
| 215          | MENARD COUNTY       | 3,254          | 2,431     | 3,154                         | 2,348     | 100                          | 83        | 0                                  | 0          | 0                       | 120               |
| 216          | KENDALL             | 84             | 101       | 15                            | 23        | 69                           | 78        | 0                                  | 0          | 0                       | 50                |
| 217          | KERR COUNTY         | 921            | 1,294     | 670                           | 541       | 251                          | 753       | 0                                  | 0          | 0                       | 850               |
| 218          | PEDERNALES          | 263            | 196       | 87                            | 76        | 176                          | 120       | 0                                  | 0          | 0                       | 187               |
| 219          | COKE COUNTY         | 316            | 554       | 88                            | 132       | 228                          | 422       | 0                                  | 0          | 0                       | 316               |
| 220          | GILLESPIE COUNTY    | 1,176          | 1,433     | 356                           | 529       | 820                          | 904       | 0                                  | 0          | 0                       | 796               |
| 221          | NUECES-FRIO-SABINAL | 39,612         | 78,105    | 1,500                         | 1,890     | 36,912                       | 74,215    | 1,200                              | 2,000      | 15                      | 12,261            |
| 222          | EDWARDS PLATEAU     | 569            | 826       | 124                           | 196       | 445                          | 630       | 0                                  | 0          | 0                       | 236               |

TABLE 3--IRRIGATION SUMMARY FOR SOIL & WATER CONSERVATION DISTRICTS - 1979 CONTINUED

| DISTRICT | NO. | NAME                  | ALL IRRIGATION |           | SURFACE-WATER IRRIGATION ONLY |           | GROUND-WATER IRRIGATION ONLY |           | IRRIGATION USING COMBINED SUPPLIES |           | SPRINKLER SYSTEMS |                        |
|----------|-----|-----------------------|----------------|-----------|-------------------------------|-----------|------------------------------|-----------|------------------------------------|-----------|-------------------|------------------------|
|          |     |                       | ACRES          | ACRE-FOOT | ACRES                         | ACRE-FOOT | ACRES                        | ACRE-FOOT | ACRES                              | ACRE-FOOT | ACRES             | SURFACE SOURCE-PERCENT |
|          | 223 | MASON COUNTY          | 6,957          | 14,867    | 125                           | 178       | 6,832                        | 14,689    | 0                                  | 0         | 0                 | 6,951                  |
|          | 224 | DEVIL'S RIVER         | 870            | 1,350     | 620                           | 1,130     | 250                          | 220       | 0                                  | 0         | 0                 | 230                    |
|          | 225 | UPPER LLANOS          | 1,012          | 513       | 880                           | 430       | 132                          | 83        | 0                                  | 0         | 0                 | 648                    |
|          | 226 | MEDINA VALLEY         | 38,050         | 65,370    | 13,250                        | 21,733    | 24,800                       | 43,637    | 0                                  | 0         | 0                 | 5,985                  |
|          | 227 | BIG BEND              | 248            | 627       | 97                            | 316       | 151                          | 311       | 0                                  | 0         | 0                 | 0                      |
|          | 228 | MAVERICK              | 40,400         | 61,097    | 40,400                        | 61,097    | 0                            | 0         | 0                                  | 0         | 0                 | 0                      |
|          | 229 | BANDEPA               | 258            | 532       | 200                           | 432       | 58                           | 100       | 0                                  | 0         | 0                 | 207                    |
|          | 230 | HIGH POINT            | 22,592         | 50,381    | 0                             | 0         | 22,339                       | 49,710    | 253                                | 671       | 95                | 13,959                 |
|          | 231 | TRANS-PECOS           | 26,497         | 90,650    | 38                            | 76        | 26,459                       | 90,574    | 0                                  | 0         | 0                 | 3,151                  |
|          | 232 | RUNNELS               | 5,498          | 6,465     | 4,030                         | 4,837     | 1,138                        | 1,263     | 330                                | 365       | 60                | 2,508                  |
|          | 233 | LLANO COUNTY          | 982            | 1,359     | 231                           | 289       | 751                          | 1,070     | 0                                  | 0         | 0                 | 957                    |
|          | 234 | MIDDLE CONCHO         | 39,040         | 47,776    | 1,556                         | 2,882     | 37,484                       | 44,894    | 0                                  | 0         | 0                 | 1,053                  |
|          | 235 | CROCKETT              | 909            | 1,305     | 0                             | 0         | 909                          | 1,305     | 0                                  | 0         | 0                 | 909                    |
|          | 236 | WEST NUECES-LAS MORAS | 7,566          | 12,862    | 2,500                         | 3,500     | 5,000                        | 9,203     | 66                                 | 159       | 20                | 413                    |
|          | 237 | R GRANDE-PECOS RIVER  | 20             | 62        | 0                             | 0         | 20                           | 62        | 0                                  | 0         | 0                 | 0                      |
|          | 238 | UPPER NUECES-FRIO     | 780            | 513       | 630                           | 405       | 150                          | 108       | 0                                  | 0         | 0                 | 551                    |
|          | 240 | CHAPARAL              | 1,630          | 2,240     | 0                             | 0         | 1,630                        | 2,240     | 0                                  | 0         | 0                 | 640                    |
|          | 241 | SANDHILLS             | 3,280          | 3,692     | 0                             | 0         | 2,910                        | 3,373     | 370                                | 319       | 90                | 3,280                  |
|          | 242 | MUSTANG               | 27,004         | 17,947    | 0                             | 0         | 27,004                       | 17,947    | 0                                  | 0         | 0                 | 26,564                 |
|          | 243 | HOWARD                | 791            | 855       | 16                            | 24        | 775                          | 831       | 0                                  | 0         | 0                 | 781                    |
|          | 244 | MIDLAND               | 17,745         | 24,571    | 0                             | 0         | 16,545                       | 22,071    | 1,200                              | 2,500     | 75                | 14,100                 |
|          | 245 | NOLAN COUNTY          | 2,002          | 2,399     | 365                           | 623       | 1,602                        | 1,729     | 35                                 | 47        | 30                | 1,765                  |

TABLE 3--IRRIGATION SUMMARY FOR SOIL & WATER CONSERVATION DISTRICTS - 1979 CONTINUED

| DISTRICT     |                       | ALL IRRIGATION |           | SURFACE-WATER IRRIGATION ONLY |           | GROUND-WATER IRRIGATION ONLY |           | IRRIGATION USING COMBINED SUPPLIES |           |                        | SPRINKLER SYSTEMS |
|--------------|-----------------------|----------------|-----------|-------------------------------|-----------|------------------------------|-----------|------------------------------------|-----------|------------------------|-------------------|
| NO.          | NAME                  | ACRES          | ACRE-FEET | ACRES                         | ACRE-FEET | ACRES                        | ACRE-FEET | ACRES                              | ACRE-FEET | SURFACE SOURCE PERCENT | ACRES             |
| 246          | ANDREWS               | 9,207          | 9,132     | 0                             | 0         | 8,957                        | 8,882     | 250                                | 250       | 50                     | 9,207             |
| ZONE 2 TOTAL |                       | 539,149        | 1,129,379 | 98,212                        | 167,218   | 362,442                      | 731,204   | 78,495                             | 230,957   | 94                     | 147,066           |
| 301          | WILSON COUNTY         | 8,117          | 6,388     | 120                           | 80        | 7,997                        | 6,308     | 0                                  | 0         | 0                      | 7,987             |
| 304          | HAYS-CALDWELL-TRAVIS  | 537            | 379       | 364                           | 280       | 173                          | 99        | 0                                  | 0         | 0                      | 450               |
| 306          | COMAL-HAYS-GUADALUPE  | 5,515          | 3,020     | 2,993                         | 1,406     | 2,522                        | 1,614     | 0                                  | 0         | 0                      | 4,350             |
| 307          | ATASCOSA COUNTY       | 31,175         | 55,800    | 175                           | 134       | 31,000                       | 55,666    | 0                                  | 0         | 0                      | 31,175            |
| 311          | NUEC.-J WELLS-KLEBERG | 6,775          | 3,024     | 60                            | 40        | 6,635                        | 2,931     | 80                                 | 53        | 60                     | 4,995             |
| 313          | BURLESON-LEE          | 11,828         | 8,890     | 285                           | 193       | 11,543                       | 8,697     | 0                                  | 0         | 0                      | 240               |
| 316          | MATAGORDA COUNTY      | 56,759         | 206,232   | 22,743                        | 88,303    | 8,184                        | 21,059    | 25,832                             | 96,870    | 84                     | 3,924             |
| 317          | COASTAL PLAINS        | 26,627         | 55,255    | 6,856                         | 17,140    | 19,771                       | 38,115    | 0                                  | 0         | 0                      | 1,070             |
| 318          | WATERS DAVIS          | 78,241         | 165,770   | 67,963                        | 147,254   | 4,457                        | 6,389     | 5,821                              | 12,127    | 59                     | 1,630             |
| 319          | SOUTHMOST             | 287,445        | 330,067   | 287,445                       | 330,067   | 0                            | 0         | 0                                  | 0         | 0                      | 0                 |
| 320          | DIMMIT COUNTY         | 9,099          | 14,059    | 1,137                         | 1,705     | 5,612                        | 8,903     | 2,350                              | 3,451     | 20                     | 678               |
| 321          | AGUA POQUITA          | 4,752          | 2,208     | 0                             | 0         | 4,752                        | 2,208     | 0                                  | 0         | 0                      | 4,432             |
| 322          | DOS RIOS              | 13,055         | 10,707    | 1,820                         | 1,378     | 9,695                        | 8,333     | 1,540                              | 996       | 27                     | 13,055            |
| 323          | LIVE OAK              | 1,010          | 673       | 120                           | 80        | 890                          | 593       | 0                                  | 0         | 0                      | 420               |
| 324          | SAN PATRICIO          | 2,123          | 1,374     | 94                            | 94        | 2,029                        | 1,280     | 0                                  | 0         | 0                      | 94                |
| 325          | FRIO                  | 68,404         | 76,685    | 40                            | 27        | 67,589                       | 75,583    | 775                                | 1,075     | 60                     | 60,234            |
| 326          | WINTER GARDEN         | 90,504         | 154,292   | 6,247                         | 9,028     | 68,957                       | 118,875   | 15,300                             | 26,389    | 93                     | 8,204             |
| 328          | LOMA BLANCA           | 285            | 123       | 0                             | 0         | 285                          | 123       | 0                                  | 0         | 0                      | 285               |
| 329          | COPANO BAY            | 0              | 0         | 0                             | 0         | 0                            | 0         | 0                                  | 0         | 0                      | 0                 |
| 330          | ALAMO                 | 24,051         | 35,251    | 13,521                        | 19,418    | 10,530                       | 15,833    | 0                                  | 0         | 0                      | 6,119             |

TABLE 3--IRRIGATION SUMMARY FOR SOIL & WATER CONSERVATION DISTRICTS - 1979 CONTINUED

| DISTRICT     |                 | ALL IRRIGATION |           | SURFACE-WATER IRRIGATION ONLY |           | GROUND-WATER IRRIGATION ONLY |           | IRRIGATION USING COMBINED SUPPLIES |           |                        | SPRINKLER SYSTEMS |
|--------------|-----------------|----------------|-----------|-------------------------------|-----------|------------------------------|-----------|------------------------------------|-----------|------------------------|-------------------|
| NO.          | NAME            | ACRES          | ACRE-FEET | ACRES                         | ACRE-FEET | ACRES                        | ACRE-FEET | ACRES                              | ACRE-FEET | SURFACE SOURCE-PERCENT | ACRES             |
| 331          | MONTE MUCHO     | 0              | 0         | 0                             | 0         | 0                            | 0         | 0                                  | 0         | 0                      | 0                 |
| 332          | STARR COUNTY    | 25,576         | 25,909    | 25,576                        | 25,909    | 0                            | 0         | 0                                  | 0         | 0                      | 0                 |
| 333          | COLORADO        | 45,685         | 154,255   | 27,746                        | 97,112    | 13,257                       | 41,926    | 4,682                              | 15,217    | 21                     | 25                |
| 334          | LAVACA          | 9,054          | 26,780    | 40                            | 33        | 8,773                        | 26,560    | 241                                | 187       | 49                     | 1,054             |
| 335          | ZAPATA          | 3,691          | 4,199     | 3,691                         | 4,199     | 0                            | 0         | 0                                  | 0         | 0                      | 1,130             |
| 336          | JACKSON         | 41,489         | 131,382   | 0                             | 0         | 38,209                       | 120,995   | 3,280                              | 10,387    | 26                     | 176               |
| 337          | WEBB            | 4,979          | 3,556     | 4,979                         | 3,556     | 0                            | 0         | 0                                  | 0         | 0                      | 1,849             |
| 338          | GONZALES COUNTY | 2,060          | 646       | 660                           | 187       | 1,350                        | 442       | 50                                 | 17        | 50                     | 1,880             |
| 339          | DE WITT COUNTY  | 440            | 147       | 60                            | 20        | 380                          | 127       | 0                                  | 0         | 0                      | 440               |
| 340          | BASTROP COUNTY  | 25             | 15        | 25                            | 15        | 0                            | 0         | 0                                  | 0         | 0                      | 0                 |
| 341          | FAYETTE         | 2,229          | 926       | 1,075                         | 398       | 1,009                        | 455       | 145                                | 73        | 12                     | 2,084             |
| 342          | WHARTON COUNTY  | 85,175         | 163,195   | 26,160                        | 56,180    | 47,415                       | 84,265    | 11,600                             | 22,750    | 61                     | 1,425             |
| 343          | KARNES-GOLIAD   | 582            | 1,220     | 32                            | 10        | 550                          | 1,210     | 0                                  | 0         | 0                      | 582               |
| 344          | BEE             | 575            | 467       | 0                             | 0         | 575                          | 467       | 0                                  | 0         | 0                      | 0                 |
| 345          | CALHOUN         | 12,196         | 35,843    | 9,214                         | 27,642    | 2,982                        | 8,201     | 0                                  | 0         | 0                      | 0                 |
| 346          | VICTORIA        | 7,874          | 25,836    | 176                           | 176       | 7,698                        | 25,660    | 0                                  | 0         | 0                      | 176               |
| 347          | AUSTIN COUNTY   | 4,050          | 10,016    | 0                             | 0         | 4,050                        | 10,016    | 0                                  | 0         | 0                      | 0                 |
| 348          | WASHINGTON      | 20             | 20        | 0                             | 0         | 20                           | 20        | 0                                  | 0         | 0                      | 0                 |
| 349          | WILLACY         | 37,723         | 28,112    | 37,723                        | 28,112    | 0                            | 0         | 0                                  | 0         | 0                      | 0                 |
| 350          | HILDAGO         | 438,650        | 552,175   | 372,650                       | 472,425   | 6,000                        | 6,750     | 60,000                             | 73,000    | 95                     | 10,000            |
| ZONE 3 TOTAL |                 | 1,448,375      | 2,294,896 | 921,790                       | 1,332,601 | 394,889                      | 699,703   | 131,696                            | 262,592   | 77                     | 170,163           |
| 401          | NACOGDOCHES     | 0              | 0         | 0                             | 0         | 0                            | 0         | 0                                  | 0         | 0                      | 0                 |

TABLE 3--IRRIGATION SUMMARY FOR SOIL & WATER CONSERVATION DISTRICTS - 1979 CONTINUED

| DISTRICT | ALL IRRIGATION        |        |         | SURFACE-WATER IRRIGATION ONLY |         |           | GROUND-WATER IRRIGATION ONLY |           |        | IRRIGATION USING COMBINED SUPPLIES |       |           | SURFACE SOURCE-PERCENT |           | SPRINKLER SYSTEMS |
|----------|-----------------------|--------|---------|-------------------------------|---------|-----------|------------------------------|-----------|--------|------------------------------------|-------|-----------|------------------------|-----------|-------------------|
|          | NO.                   | NAME   | ACRES   | ACRE-FOOT                     | ACRES   | ACRE-FOOT | ACRES                        | ACRE-FOOT | ACRES  | ACRE-FOOT                          | ACRES | ACRE-FOOT | ACRES                  | ACRE-FOOT |                   |
| 404      | DAVY CROCKETT-TRINITY | 0      | 0       | 0                             | 0       | 0         | 0                            | 0         | 0      | 0                                  | 0     | 0         | 0                      | 0         | 0                 |
| 408      | BOWIE COUNTY          | 2,282  | 6,496   | 1,842                         | 5,526   | 440       | 970                          | 0         | 0      | 0                                  | 0     | 0         | 0                      | 140       |                   |
| 412      | HARRISON COUNTY       | 5      | 3       | 0                             | 0       | 5         | 3                            | 0         | 0      | 0                                  | 0     | 0         | 0                      | 5         |                   |
| 415      | LAMAR                 | 205    | 68      | 205                           | 68      | 0         | 0                            | 0         | 0      | 0                                  | 0     | 0         | 0                      | 205       |                   |
| 417      | UPSHUR-GREGG          | 0      | 0       | 0                             | 0       | 0         | 0                            | 0         | 0      | 0                                  | 0     | 0         | 0                      | 0         |                   |
| 419      | SULPHUR-CYPRESS       | 525    | 148     | 525                           | 148     | 0         | 0                            | 0         | 0      | 0                                  | 0     | 0         | 0                      | 275       |                   |
| 421      | ANDERSON-HOUSTON      | 352    | 86      | 352                           | 86      | 0         | 0                            | 0         | 0      | 0                                  | 0     | 0         | 0                      | 237       |                   |
| 422      | TRINITY-NECHES        | 210    | 35      | 0                             | 0       | 210       | 35                           | 0         | 0      | 0                                  | 0     | 0         | 0                      | 0         |                   |
| 423      | RED RIVER COUNTY      | 1,080  | 366     | 1,000                         | 333     | 80        | 33                           | 0         | 0      | 0                                  | 0     | 0         | 0                      | 1,080     |                   |
| 424      | FREESTONE-LEON        | 0      | 0       | 0                             | 0       | 0         | 0                            | 0         | 0      | 0                                  | 0     | 0         | 0                      | 0         |                   |
| 425      | MONTGOMERY-WALKER     | 30     | 8       | 30                            | 8       | 0         | 0                            | 0         | 0      | 0                                  | 0     | 0         | 0                      | 30        |                   |
| 426      | NECHES-SABINE         | 595    | 226     | 195                           | 93      | 0         | 0                            | 0         | 0      | 400                                | 133   | 75        | 580                    |           |                   |
| 427      | CHEROKEE COUNTY       | 131    | 152     | 66                            | 22      | 0         | 0                            | 0         | 0      | 65                                 | 130   | 50        | 131                    |           |                   |
| 428      | BEDIAS CREEK          | 108    | 59      | 108                           | 59      | 0         | 0                            | 0         | 0      | 0                                  | 0     | 0         | 0                      | 0         |                   |
| 429      | PINEY WOODS           | 0      | 0       | 0                             | 0       | 0         | 0                            | 0         | 0      | 0                                  | 0     | 0         | 0                      | 0         |                   |
| 431      | BRAZOS-ROBERTSON      | 30,690 | 22,850  | 2,550                         | 1,959   | 20,640    | 15,271                       | 7,500     | 5,620  | 60                                 | 805   |           |                        |           |                   |
| 432      | COASTAL               | 58,172 | 96,953  | 58,172                        | 96,953  | 0         | 0                            | 0         | 0      | 0                                  | 0     | 0         | 0                      | 0         |                   |
| 433      | MARION-CASS           | 0      | 0       | 0                             | 0       | 0         | 0                            | 0         | 0      | 0                                  | 0     | 0         | 0                      | 0         |                   |
| 434      | TRINITY BAY           | 59,090 | 116,180 | 59,090                        | 116,180 | 0         | 0                            | 0         | 0      | 0                                  | 0     | 0         | 0                      | 0         |                   |
| 435      | LOWER TRINITY         | 32,400 | 78,716  | 22,061                        | 55,153  | 4,572     | 9,144                        | 5,767     | 14,419 | 50                                 | 0     |           |                        |           |                   |
| 436      | POLK-SAN JACINTO      | 85     | 82      | 65                            | 22      | 20        | 60                           | 0         | 0      | 0                                  | 0     | 0         | 0                      | 85        |                   |
| 437      | LOWER NECHES          | 1,731  | 3,174   | 0                             | 0       | 1,731     | 3,174                        | 0         | 0      | 0                                  | 0     | 0         | 0                      | 0         |                   |

TABLE 3--IRRIGATION SUMMARY FOR SOIL & WATER CONSERVATION DISTRICTS - 1979 CONTINUED

| DISTRICT     |                      | ALL IRRIGATION |           | SURFACE-WATER IRRIGATION ONLY |           | GROUND-WATER IRRIGATION ONLY |           | IRRIGATION USING COMBINED SUPPLIES |            |                         | SPRINKLER SYSTEMS |
|--------------|----------------------|----------------|-----------|-------------------------------|-----------|------------------------------|-----------|------------------------------------|------------|-------------------------|-------------------|
| NO.          | NAME                 | ACRES          | ACRE-FEET | ACRES                         | ACRE-FEET | ACRES                        | ACRE-FEET | ACRES                              | ACRE- FEET | SURFACE SOURCE- PERCENT | ACRES             |
| 438          | UPPER NECHES         | 225            | 563       | 0                             | 0         | 225                          | 563       | 0                                  | 0          | 0                       | 225               |
| 439          | LONG LEAF            | 0              | 0         | 0                             | 0         | 0                            | 0         | 0                                  | 0          | 0                       | 0                 |
| 440          | NAVASOTA             | 17,157         | 25,401    | 0                             | 0         | 17,157                       | 25,401    | 0                                  | 0          | 0                       | 1,580             |
| 441          | JASPER-NEWTON        | 1,265          | 1,188     | 35                            | 70        | 0                            | 0         | 1,230                              | 1,118      | 25                      | 165               |
| 442          | HARRIS               | 22,844         | 49,933    | 1,977                         | 4,943     | 18,953                       | 40,524    | 1,914                              | 4,466      | 50                      | 405               |
| 443          | DELTA                | 0              | 0         | 0                             | 0         | 0                            | 0         | 0                                  | 0          | 0                       | 0                 |
| 444          | WOOD                 | 0              | 0         | 0                             | 0         | 0                            | 0         | 0                                  | 0          | 0                       | 0                 |
| 445          | HOPKINS-RAINS        | 0              | 0         | 0                             | 0         | 0                            | 0         | 0                                  | 0          | 0                       | 0                 |
| 446          | LOWER SABINE-NECHES  | 1,739          | 3,189     | 1,739                         | 3,189     | 0                            | 0         | 0                                  | 0          | 0                       | 0                 |
| 447          | RUSK                 | 10             | 3         | 5                             | 2         | 5                            | 1         | 0                                  | 0          | 0                       | 7                 |
| 448          | PANOLA               | 0              | 0         | 0                             | 0         | 0                            | 0         | 0                                  | 0          | 0                       | 0                 |
| 449          | SHELBY               | 0              | 0         | 0                             | 0         | 0                            | 0         | 0                                  | 0          | 0                       | 0                 |
| ZONE 4 TOTAL |                      | 230,931        | 405,879   | 150,017                       | 284,814   | 64,038                       | 95,179    | 16,876                             | 25,886     | 51                      | 5,955             |
| 501          | LIMESTONE-FALLS      | 3,946          | 2,649     | 0                             | 0         | 3,946                        | 2,649     | 0                                  | 0          | 0                       | 496               |
| 504          | ELLIS-PRAIRIE        | 0              | 0         | 0                             | 0         | 0                            | 0         | 0                                  | 0          | 0                       | 0                 |
| 505          | KAUFMAN-VAN ZANDT    | 0              | 0         | 0                             | 0         | 0                            | 0         | 0                                  | 0          | 0                       | 0                 |
| 506          | HAMILTON-CORYELL     | 1,040          | 604       | 760                           | 464       | 190                          | 95        | 90                                 | 45         | 50                      | 890               |
| 508          | LITTLE RIV-S GABRIEL | 360            | 167       | 350                           | 154       | 10                           | 13        | 0                                  | 0          | 0                       | 330               |
| 509          | CENTRAL TEXAS        | 590            | 301       | 550                           | 268       | 40                           | 33        | 0                                  | 0          | 0                       | 535               |
| 512          | MCLENNAN COUNTY      | 0              | 0         | 0                             | 0         | 0                            | 0         | 0                                  | 0          | 0                       | 0                 |
| 513          | TAYLOR               | 230            | 167       | 110                           | 87        | 0                            | 0         | 120                                | 80         | 70                      | 230               |
| 514          | NAVARRO              | 0              | 0         | 0                             | 0         | 0                            | 0         | 0                                  | 0          | 0                       | 0                 |

TABLE 3--IRRIGATION SUMMARY FOR SOIL &amp; WATER CONSERVATION DISTRICTS - 1979 CONTINUED

| DISTRICT |                       | ALL IRRIGATION |           | SURFACE-WATER<br>IRRIGATION ONLY |           | GROUND-WATER<br>IRRIGATION ONLY |           | IRRIGATION USING<br>COMBINED SUPPLIES |               |                               | SPRINKLER<br>SYSTEMS |
|----------|-----------------------|----------------|-----------|----------------------------------|-----------|---------------------------------|-----------|---------------------------------------|---------------|-------------------------------|----------------------|
| NO.      | NAME                  | ACRES          | ACRE-FEET | ACRES                            | ACRE-FEET | ACRES                           | ACRE-FEET | ACRES                                 | ACRE-<br>FEET | SURFACE<br>SOURCE-<br>PERCENT | ACRES                |
| 517      | CENTRAL COLORADO      | 3,455          | 4,235     | 2,855                            | 3,875     | 600                             | 360       | 0                                     | 0             | 0                             | 3,184                |
| 518      | PALO PINTO            | 308            | 55        | 308                              | 55        | 0                               | 0         | 0                                     | 0             | 0                             | 308                  |
| 519      | DALWORTH              | 266            | 219       | 181                              | 181       | 0                               | 0         | 85                                    | 38            | 25                            | 219                  |
| 520      | FANNIN COUNTY         | 3,148          | 787       | 3,148                            | 787       | 0                               | 0         | 0                                     | 0             | 0                             | 3,148                |
| 522      | BOSQUE                | 4,571          | 3,635     | 2,755                            | 1,986     | 1,476                           | 1,326     | 340                                   | 323           | 60                            | 4,556                |
| 523      | BROWN-HILLS           | 9,849          | 7,369     | 8,887                            | 6,510     | 962                             | 859       | 0                                     | 0             | 0                             | 1,982                |
| 524      | UPPER ELM-RED         | 3,246          | 1,449     | 724                              | 289       | 1,791                           | 802       | 731                                   | 358           | 52                            | 2,916                |
| 525      | UPPER LEON            | 56,743         | 45,127    | 21,686                           | 13,808    | 30,971                          | 27,402    | 4,086                                 | 3,917         | 41                            | 51,120               |
| 529      | HOOD-PARKER           | 4,395          | 2,237     | 4,099                            | 2,088     | 185                             | 93        | 111                                   | 56            | 50                            | 4,135                |
| 530      | UPPER SABINE          | 155            | 103       | 155                              | 103       | 0                               | 0         | 0                                     | 0             | 0                             | 155                  |
| 531      | LOWER CLEAR FK BRAZOS | 1,665          | 1,309     | 1,139                            | 919       | 366                             | 295       | 160                                   | 95            | 38                            | 1,305                |
| 532      | LITTLE WICHITA        | 669            | 485       | 425                              | 323       | 244                             | 162       | 0                                     | 0             | 0                             | 469                  |
| 534      | HILL COUNTRY          | 201            | 237       | 120                              | 61        | 81                              | 176       | 0                                     | 0             | 0                             | 170                  |
| 535      | COLLIN COUNTY         | 0              | 0         | 0                                | 0         | 0                               | 0         | 0                                     | 0             | 0                             | 0                    |
| 537      | WILBARGER             | 14,575         | 24,793    | 875                              | 768       | 13,700                          | 24,025    | 0                                     | 0             | 0                             | 13,860               |
| 538      | WICHITA               | 20,941         | 27,517    | 20,941                           | 27,517    | 0                               | 0         | 0                                     | 0             | 0                             | 0                    |
| 539      | YOUNG                 | 5              | 1         | 0                                | 0         | 5                               | 1         | 0                                     | 0             | 0                             | 5                    |
| 540      | HILL COUNTY-BLACKLAND | 800            | 101       | 390                              | 33        | 410                             | 68        | 0                                     | 0             | 0                             | 800                  |
| 541      | JOHNSON COUNTY        | 50             | 13        | 0                                | 0         | 50                              | 13        | 0                                     | 0             | 0                             | 0                    |
| 542      | MILLER-BRAZOS         | 1,777          | 794       | 0                                | 0         | 1,777                           | 794       | 0                                     | 0             | 0                             | 532                  |
| 543      | THROCKMORTON          | 0              | 0         | 0                                | 0         | 0                               | 0         | 0                                     | 0             | 0                             | 0                    |
| 544      | WICHITA-BRAZOS        | 68,000         | 51,283    | 0                                | 0         | 68,000                          | 51,283    | 0                                     | 0             | 0                             | 19,630               |



TABLE 3--IRRIGATION SUMMARY FOR SOIL & WATER CONSERVATION DISTRICTS - 1979 CONTINUED

| DISTRICT         |                  | ALL IRRIGATION |           | SURFACE-WATER IRRIGATION ONLY |           | GROUND-WATER IRRIGATION ONLY |           | IRRIGATION USING COMBINED SUPPLIES |           |                        | SPRINKLER SYSTEMS |
|------------------|------------------|----------------|-----------|-------------------------------|-----------|------------------------------|-----------|------------------------------------|-----------|------------------------|-------------------|
| NO.              | NAME             | ACRES          | ACRF-FEET | ACRES                         | ACRE-FEET | ACRES                        | ACRE-FEET | ACRES                              | ACRE-FEET | SURFACE SOURCE-PERCENT | ACRES             |
| 545              | CALIFORNIA CREEK | 8,970          | 5,562     | 4,315                         | 2,142     | 3,970                        | 3,023     | 685                                | 397       | 76                     | 3,510             |
| 546              | HASKELL          | 34,020         | 38,287    | 340                           | 275       | 33,680                       | 38,012    | 0                                  | 0         | 0                      | 18,600            |
| 547              | DENTON           | 470            | 209       | 30                            | 8         | 440                          | 201       | 0                                  | 0         | 0                      | 470               |
| 548              | WISE             | 1,070          | 535       | 960                           | 480       | 110                          | 55        | 0                                  | 0         | 0                      | 1,070             |
| 549              | UPPER WEST FORK  | 0              | 0         | 0                             | 0         | 0                            | 0         | 0                                  | 0         | 0                      | 0                 |
| ZONE 5 TOTAL     |                  | 245,515        | 220,230   | 76,103                        | 63,181    | 163,004                      | 151,740   | 6,408                              | 5,309     | 46                     | 134,625           |
| NOT IN DISTRICTS |                  | 1,340          | 501       | 400                           | 158       | 940                          | 343       | 0                                  | 0         | 0                      | 1,340             |
| STATE TOTALS     |                  | 7,817,681      | 9,723,413 | 1,248,855                     | 1,850,225 | 5,885,102                    | 6,924,037 | 683,724                            | 949,151   | 59                     | 2,197,001         |

TABLE 4  
COUNTY ACREAGES OF IRRIGATED CROPS,  
1958, 1964, 1969, 1974, AND 1979



TABLE 4.--COUNTY ACREAGES OF IRRIGATED CROPS, 1958, 1964, 1969, 1974, AND 1979

| IRRIGATED CROPS          | ANDERSON |       |      |       |      | ANDREWS |       |       |       |       |
|--------------------------|----------|-------|------|-------|------|---------|-------|-------|-------|-------|
|                          | 1958     | 1964  | 1969 | 1974  | 1979 | 1958    | 1964  | 1969  | 1974  | 1979  |
| COTTON                   | 900      | 842   | 400  | 550   | 0    | 600     | 7,325 | 1,729 | 3,790 | 8,857 |
| GRAIN SORGHUM            | 500      | 0     | 200  | 400   | 0    | 400     | 70    | 400   | 1,213 | 0     |
| CORN                     | 20       | 0     | 0    | 80    | 80   | 0       | 0     | 0     | 0     | 0     |
| RICE                     | 0        | 0     | 0    | 0     | 0    | 0       | 0     | 0     | 0     | 0     |
| WHEAT                    | 0        | 0     | 0    | 0     | 0    | 50      | 50    | 0     | 0     | 0     |
| OTHER GRAIN (D)          | 0        | 0     | 0    | 0     | 0    | 50      | 0     | 0     | 0     | 0     |
| FORAGE CROPS             | 25       | 50    | 0    | 40    | 0    | 200     | 220   | 0     | 0     | 0     |
| PEANUTS                  | 130      | 0     | 200  | 430   | 0    | 0       | 10    | 90    | 0     | 0     |
| SOYBEANS                 | (A)      | (A)   | 0    | 0     | 0    | (A)     | (A)   | 0     | 0     | 0     |
| OTHER OIL CROPS          | (A)      | (A)   | 0    | 0     | 0    | (A)     | (A)   | 0     | 0     | 0     |
| CITRUS                   | 0        | 0     | 0    | 0     | 0    | 0       | 0     | 0     | 0     | 0     |
| PECANS                   | (B)      | 0     | 0    | 0     | 15   | (B)     | 0     | 0     | 0     | 0     |
| OTHER ORCHARD + VINEYARD | 0        | 0     | 0    | 30    | 0    | 0       | 0     | 0     | 0     | 0     |
| ALFALFA                  | 100      | 12    | 0    | 0     | 0    | 0       | 10    | 20    | 200   | 200   |
| OTHER PERM. HAY-PASTURE  | 75       | 215   | 0    | 120   | 0    | 0       | 665   | 150   | 150   | 150   |
| SUGAR BEETS              | (A)      | (A)   | 0    | 0     | 0    | (A)     | (A)   | 0     | 0     | 0     |
| IRISH POTATOES           | 0        | 0     | 0    | 5     | 0    | 0       | 0     | 0     | 0     | 0     |
| VEGETABLES--SHALLOW ROOT | 25       | 0     | 0    | 78    | 112  | 0       | 0     | 0     | 0     | 0     |
| VEGETABLES--DEEP ROOT    | (C)      | 5     | 160  | 173   | 68   | (C)     | 0     | 0     | 0     | 0     |
| SUGAR CANE               | 0        | 0     | 0    | (A)   | 0    | 0       | 0     | 0     | (A)   | 0     |
| ALL OTHER CROPS          | 50       | 0     | 0    | 0     | 0    | 150     | 275   | 0     | 0     | 0     |
| TOTAL CROP ACRES IRRIG.  | 1,825    | 1,124 | 960  | 1,906 | 275  | 1,450   | 8,625 | 2,389 | 5,353 | 9,207 |

NOTES: (A) INCLUDED WITH ALL OTHER CROPS  
(B) INCLUDED WITH OTHER ORCHARD + VINEYARD

(C) INCLUDED WITH VEGETABLES--SHALLOW ROOT  
(D) INCLUDED ONLY OATS + BARLEY IN 1958 + 1964

TABLE 4.--COUNTY ACREAGES OF IRRIGATED CROPS, 1958, 1964, 1969, 1974, AND 1979--CONTINUED

| IRRIGATED CROPS          | ANGELINA |      |      |      |      | ARANSAS |      |      |      |      |
|--------------------------|----------|------|------|------|------|---------|------|------|------|------|
|                          | 1958     | 1964 | 1969 | 1974 | 1979 | 1958    | 1964 | 1969 | 1974 | 1979 |
| COTTON                   | 0        | 0    | 0    | 0    | 0    | 0       | 0    | 0    | 0    | 0    |
| FRAIN SORGHUM            | 0        | 0    | 0    | 0    | 0    | 0       | 0    | 0    | 0    | 0    |
| CORN                     | 0        | 0    | 0    | 0    | 0    | 0       | 0    | 0    | 0    | 0    |
| RICE                     | 0        | 0    | 0    | 0    | 0    | 0       | 0    | 0    | 0    | 0    |
| WHEAT                    | 0        | 0    | 0    | 0    | 0    | 0       | 0    | 0    | 0    | 0    |
| OTHER GRAIN (D)          | 0        | 0    | 0    | 0    | 0    | 0       | 0    | 0    | 0    | 0    |
| FORAGE CROPS             | 20       | 20   | 0    | 0    | 0    | 0       | 0    | 0    | 0    | 0    |
| PEANUTS                  | 0        | 0    | 0    | 0    | 0    | 0       | 0    | 0    | 0    | 0    |
| SOYBEANS                 | (A)      | (A)  | 0    | 0    | 0    | (A)     | (A)  | 0    | 0    | 0    |
| OTHER OIL CROPS          | (A)      | (A)  | 0    | 0    | 0    | (A)     | (A)  | 0    | 0    | 0    |
| CITRUS                   | 0        | 0    | 0    | 0    | 0    | 0       | 0    | 0    | 0    | 0    |
| PECANS                   | (B)      | 0    | 0    | 0    | 0    | (B)     | 0    | 0    | 0    | 0    |
| OTHER ORCHARD + VINEYARD | 0        | 0    | 0    | 0    | 0    | 0       | 0    | 0    | 0    | 0    |
| ALFALFA                  | 0        | 0    | 0    | 0    | 0    | 0       | 0    | 0    | 0    | 0    |
| OTHER PERM. HAY-PASTURE  | 18       | 20   | 39   | 185  | 225  | 0       | 0    | 0    | 0    | 0    |
| SUGAR BEETS              | (A)      | (A)  | 0    | 0    | 0    | (A)     | (A)  | 0    | 0    | 0    |
| IRISH POTATOES           | 0        | 0    | 0    | 0    | 0    | 0       | 0    | 0    | 0    | 0    |
| VEGETABLES--SHALLOW ROOT | 12       | 0    | 7    | 0    | 0    | 0       | 0    | 0    | 0    | 0    |
| VEGETABLES--DEEP ROOT    | (C)      | 4    | 7    | 0    | 0    | (C)     | 0    | 0    | 0    | 0    |
| SUGAR CANE               | 0        | 0    | 0    | (A)  | 0    | 0       | 0    | 0    | (A)  | 0    |
| ALL OTHER CROPS          | 11       | 0    | 0    | 0    | 0    | 0       | 0    | 0    | 0    | 0    |
| TOTAL CROP ACRES IRRIG.  | 61       | 44   | 53   | 185  | 225  | 0       | 0    | 0    | 0    | 0    |

NOTES: (A) INCLUDED WITH ALL OTHER CROPS  
(B) INCLUDED WITH OTHER ORCHARD + VINEYARD

(C) INCLUDED WITH VEGETABLES--SHALLOW ROOT  
(D) INCLUDED ONLY OATS + BARLEY IN 1958 + 1964

TABLE 4.--COUNTY ACREAGES OF IRRIGATED CROPS, 1958, 1964, 1969, 1974, AND 1979--CONTINUED

| IRRIGATED CROPS          | ARCHER |      |      |      |      | ARMSTRONG |        |        |        |        |
|--------------------------|--------|------|------|------|------|-----------|--------|--------|--------|--------|
|                          | 1958   | 1964 | 1969 | 1974 | 1979 | 1958      | 1964   | 1969   | 1974   | 1979   |
| COTTON                   | 0      | 0    | 0    | 0    | 0    | 1,940     | 908    | 1,237  | 1,400  | 2,100  |
| GRAIN SORGHUM            | 125    | 0    | 0    | 0    | 0    | 14,010    | 15,535 | 8,135  | 8,475  | 8,000  |
| CORN                     | 0      | 0    | 0    | 0    | 0    | 50        | 200    | 1,560  | 854    | 770    |
| RICE                     | 0      | 0    | 0    | 0    | 0    | 0         | 0      | 0      | 0      | 0      |
| WHEAT                    | 150    | 100  | 200  | 200  | 0    | 7,100     | 10,345 | 13,536 | 14,369 | 12,330 |
| OTHER GRAIN (D)          | 0      | 100  | 95   | 95   | 0    | 90        | 300    | 0      | 50     | 40     |
| FORAGE CROPS             | 225    | 100  | 300  | 300  | 0    | 1,163     | 250    | 600    | 600    | 600    |
| PEANUTS                  | 0      | 0    | 0    | 0    | 0    | 0         | 0      | 0      | 0      | 0      |
| SOYBEANS                 | (A)    | (A)  | 0    | 0    | 0    | (A)       | (A)    | 0      | 0      | 50     |
| OTHER OIL CROPS          | (A)    | (A)  | 0    | 0    | 0    | (A)       | (A)    | 0      | 0      | 80     |
| CITRUS                   | 0      | 0    | 0    | 0    | 0    | 0         | 0      | 0      | 0      | 0      |
| PECANS                   | (B)    | 0    | 0    | 0    | 0    | (B)       | 0      | 0      | 0      | 0      |
| OTHER ORCHARD + VINEYARD | 0      | 0    | 0    | 0    | 0    | 0         | 0      | 0      | 0      | 0      |
| ALFALFA                  | 0      | 0    | 0    | 0    | 0    | 440       | 237    | 250    | 350    | 320    |
| OTHER PERM. HAY-PASTURE  | 0      | 200  | 200  | 200  | 200  | 0         | 200    | 200    | 250    | 80     |
| SUGAR BEETS              | (A)    | (A)  | 0    | 0    | 0    | (A)       | (A)    | 0      | 0      | 0      |
| IRISH POTATOES           | 0      | 0    | 0    | 0    | 0    | 0         | 0      | 0      | 0      | 0      |
| VEGETABLES--SHALLOW ROOT | 0      | 0    | 0    | 0    | 0    | 15        | 0      | 0      | 0      | 0      |
| VEGETABLES--DEEP ROOT    | (C)    | 0    | 0    | 0    | 0    | (C)       | 0      | 0      | 0      | 0      |
| SUGAR CANE               | 0      | 0    | 0    | (A)  | 0    | 0         | 0      | 0      | (A)    | 0      |
| ALL OTHER CROPS          | 0      | 0    | 0    | 0    | 0    | 37        | 0      | 0      | 0      | 0      |
| TOTAL CROP ACRES IRRIG.  | 500    | 500  | 795  | 795  | 200  | 24,845    | 27,975 | 25,518 | 26,348 | 24,370 |

NOTES: (A) INCLUDED WITH ALL OTHER CROPS  
(B) INCLUDED WITH OTHER ORCHARD + VINEYARD

(C) INCLUDED WITH VEGETABLES--SHALLOW ROOT  
(D) INCLUDED ONLY OATS + BARLEY IN 1958 + 1964

TABLE 4.--COUNTY ACREAGES OF IRRIGATED CROPS, 1958, 1964, 1969, 1974, AND 1979--CONTINUED

| IRRIGATED CROPS          | ATASCOSA |        |        |        |        | AUSTIN |       |       |       |       |
|--------------------------|----------|--------|--------|--------|--------|--------|-------|-------|-------|-------|
|                          | 1958     | 1964   | 1969   | 1974   | 1979   | 1958   | 1964  | 1969  | 1974  | 1979  |
| COTTON                   | 1,500    | 650    | 200    | 30     | 32     | 155    | 105   | 0     | 0     | 0     |
| GRAIN SORGHUM            | 800      | 1,200  | 500    | 500    | 300    | 95     | 0     | 0     | 0     | 0     |
| CORN                     | 1,200    | 75     | 0      | 0      | 0      | 50     | 40    | 0     | 0     | 50    |
| RICE                     | 0        | 0      | 0      | 0      | 0      | 2,100  | 2,895 | 3,812 | 3,606 | 4,000 |
| WHEAT                    | 0        | 0      | 120    | 1,500  | 500    | 0      | 0     | 0     | 0     | 0     |
| OTHER GRAIN (D)          | 0        | 2,725  | 0      | 0      | 0      | 0      | 140   | 0     | 0     | 0     |
| FORAGE CROPS             | 3,000    | 600    | 3,240  | 3,000  | 3,000  | 160    | 75    | 245   | 0     | 0     |
| PEANUTS                  | 4,500    | 10,532 | 17,625 | 18,600 | 18,600 | 150    | 0     | 0     | 0     | 0     |
| SOYBEANS                 | (A)      | (A)    | 0      | 60     | 0      | (A)    | (A)   | 0     | 0     | 0     |
| OTHER OIL CROPS          | (A)      | (A)    | 0      | 0      | 0      | (A)    | (A)   | 0     | 0     | 0     |
| CITRUS                   | 0        | 0      | 0      | 0      | 0      | 0      | 0     | 0     | 0     | 0     |
| PECANS                   | (B)      | 125    | 150    | 80     | 80     | (B)    | 0     | 0     | 0     | 0     |
| OTHER ORCHARD + VINEYARD | 0        | 0      | 200    | 200    | 200    | 0      | 0     | 0     | 0     | 0     |
| ALFALFA                  | 0        | 100    | 320    | 0      | 70     | 15     | 60    | 0     | 0     | 0     |
| OTHER PERM. HAY-PASTURE  | 3,000    | 11,500 | 7,550  | 9,500  | 9,000  | 225    | 963   | 612   | 57    | 0     |
| SUGAR BEETS              | (A)      | (A)    | 0      | 0      | 0      | (A)    | (A)   | 0     | 0     | 0     |
| IRISH POTATOES           | 200      | 1,100  | 450    | 600    | 600    | 0      | 0     | 0     | 0     | 0     |
| VEGETABLES--SHALLOW ROOT | 6,500    | 2,385  | 785    | 1,335  | 1,335  | 0      | 14    | 8     | 0     | 0     |
| VEGETABLES--DEEP ROOT    | (C)      | 2,200  | 3,035  | 3,600  | 3,600  | (C)    | 0     | 40    | 0     | 0     |
| SUGAR CANE               | 0        | 0      | 0      | (A)    | 0      | 0      | 0     | 0     | (A)   | 0     |
| ALL OTHER CROPS          | 3,000    | 0      | 0      | 0      | 0      | 0      | 0     | 0     | 0     | 0     |
| TOTAL CROP ACRES IRRIG.  | 23,900   | 33,192 | 34,175 | 39,005 | 37,317 | 2,958  | 4,292 | 4,717 | 3,663 | 4,050 |

NOTES: (A) INCLUDED WITH ALL OTHER CROPS  
(B) INCLUDED WITH OTHER ORCHARD + VINEYARD

(C) INCLUDED WITH VEGETABLES--SHALLOW ROOT  
(D) INCLUDED ONLY OATS + BARLEY IN 1958 + 1964

TABLE 4.--COUNTY ACREAGES OF IRRIGATED CROPS, 1958, 1964, 1969, 1974, AND 1979--CONTINUED

| IRRIGATED CROPS          | BAILEY  |         |         |         |         | BANDERA |      |      |      |      |
|--------------------------|---------|---------|---------|---------|---------|---------|------|------|------|------|
|                          | 1958    | 1964    | 1969    | 1974    | 1979    | 1958    | 1964 | 1969 | 1974 | 1979 |
| COTTON                   | 68,210  | 60,000  | 50,000  | 44,000  | 82,485  | 0       | 0    | 0    | 0    | 0    |
| GRAIN SORGHUM            | 50,570  | 60,000  | 55,000  | 50,000  | 6,450   | 0       | 0    | 30   | 0    | 0    |
| CORN                     | 3,010   | 3,000   | 9,000   | 32,500  | 27,244  | 0       | 29   | 0    | 0    | 0    |
| RICE                     | 0       | 0       | 0       | 0       | 0       | 0       | 0    | 0    | 0    | 0    |
| WHEAT                    | 2,500   | 10,000  | 4,200   | 3,000   | 16,304  | 0       | 0    | 0    | 0    | 0    |
| OTHER GRAIN (D)          | 800     | 500     | 6,000   | 2,100   | 5,600   | 0       | 68   | 57   | 0    | 16   |
| FORAGE CROPS             | 2,500   | 3,000   | 8,000   | 5,000   | 28,000  | 0       | 102  | 57   | 0    | 39   |
| PEANUTS                  | 7       | 0       | 50      | 200     | 115     | 0       | 0    | 0    | 0    | 0    |
| SOYBEANS                 | (A)     | (A)     | 750     | 700     | 2,500   | (A)     | (A)  | 0    | 0    | 0    |
| OTHER OIL CROPS          | (A)     | (A)     | 9,000   | 50      | 1,000   | (A)     | (A)  | 0    | 0    | 0    |
| CITRUS                   | 0       | 0       | 0       | 0       | 0       | 0       | 0    | 0    | 0    | 0    |
| PECANS                   | (B)     | 0       | 0       | 0       | 0       | (B)     | 8    | 0    | 0    | 51   |
| OTHER ORCHARD + VINEYARD | 0       | 0       | 0       | 100     | 0       | 0       | 4    | 5    | 5    | 0    |
| ALFALFA                  | 6,500   | 5,000   | 8,000   | 15,000  | 12,500  | 0       | 6    | 74   | 0    | 0    |
| OTHER PERM. HAY-PASTURE  | 3,550   | 5,110   | 5,000   | 6,400   | 4,000   | 0       | 76   | 148  | 122  | 152  |
| SUGAR BEETS              | (A)     | (A)     | 700     | 42      | 0       | (A)     | (A)  | 0    | 0    | 0    |
| IRISH POTATOES           | 800     | 700     | 100     | 1,143   | 1,000   | 0       | 0    | 0    | 0    | 0    |
| VEGETABLES--SHALLOW ROOT | 3,003   | 500     | 200     | 100     | 300     | 0       | 0    | 0    | 0    | 0    |
| VEGETABLES--DEEP ROOT    | (C)     | 400     | 1,600   | 5,313   | 1,640   | (C)     | 0    | 2    | 0    | 0    |
| SUGAR CANE               | 0       | 0       | 0       | (A)     | 0       | 0       | 0    | 0    | (A)  | 0    |
| ALL OTHER CROPS          | 5,500   | 2,000   | 0       | 870     | 1,200   | 0       | 22   | 0    | 0    | 0    |
| TOTAL CROP ACRES IRRIG.  | 147,000 | 150,210 | 157,600 | 166,518 | 190,338 | 0       | 315  | 373  | 127  | 258  |

NOTES: (A) INCLUDED WITH ALL OTHER CROPS  
(B) INCLUDED WITH OTHER ORCHARD + VINEYARD

(C) INCLUDED WITH VEGETABLES--SHALLOW ROOT  
(D) INCLUDED ONLY OATS + BARLEY IN 1958 + 1964



TABLE 4.--COUNTY ACRES OF IRRIGATED CROPS, 1958, 1964, 1969, 1974, 1979, 1984, 1989, 1994, AND 1999--CONTINUED

| IRRIGATED CROPS          | BASTROP |       |       |       |      | BAYLOR |       |       |       |       |
|--------------------------|---------|-------|-------|-------|------|--------|-------|-------|-------|-------|
|                          | 1958    | 1964  | 1969  | 1974  | 1979 | 1958   | 1964  | 1969  | 1974  | 1979  |
| COTTON                   | 250     | 0     | 320   | 0     | 0    | 2,167  | 2,200 | 2,213 | 2,000 | 880   |
| GRAIN SORGHUM            | 0       | 100   | 225   | 450   | 0    | 751    | 1,626 | 1,862 | 1,750 | 280   |
| CORN                     | 150     | 70    | 90    | 0     | 0    | 0      | 0     | 0     | 0     | 65    |
| PICE                     | 0       | 0     | 0     | 0     | 0    | 0      | 0     | 0     | 0     | 0     |
| WHEAT                    | 0       | 0     | 0     | 0     | 0    | 790    | 2,160 | 2,015 | 2,310 | 106   |
| OTHER GRAIN (D)          | 150     | 80    | 0     | 0     | 0    | 0      | 0     | 100   | 100   | 0     |
| FORAGE CROPS             | 0       | 940   | 265   | 315   | 0    | 0      | 160   | 360   | 360   | 0     |
| PEANUTS                  | 25      | 0     | 100   | 100   | 0    | 48     | 110   | 100   | 100   | 104   |
| SOYBEANS                 | (A)     | (A)   | 0     | 0     | 0    | (A)    | (A)   | 0     | 0     | 0     |
| OTHER OIL CROPS          | (A)     | (A)   | 0     | 0     | 0    | (A)    | (A)   | 0     | 0     | 0     |
| CITRUS                   | 0       | 0     | 0     | 0     | 0    | 0      | 0     | 0     | 0     | 0     |
| PECANS                   | (B)     | 15    | 0     | 0     | 0    | (B)    | 0     | 0     | 0     | 0     |
| OTHER ORCHARD + VINEYARD | 0       | 0     | 11    | 0     | 0    | 0      | 0     | 0     | 0     | 0     |
| ALFALFA                  | 0       | 280   | 350   | 400   | 25   | 0      | 60    | 200   | 200   | 80    |
| OTHER PERM. HAY-PASTURE  | 410     | 800   | 1,990 | 1,930 | 0    | 0      | 90    | 370   | 400   | 262   |
| SUGAR BEETS              | (A)     | (A)   | 0     | 0     | 0    | (A)    | (A)   | 0     | 0     | 0     |
| IRISH POTATOES           | 0       | 0     | 0     | 0     | 0    | 0      | 0     | 0     | 0     | 0     |
| VEGETABLES--SHALLOW ROOT | 15      | 15    | 0     | 0     | 0    | 0      | 0     | 0     | 0     | 0     |
| VEGETABLES--DEEP ROOT    | (C)     | 0     | 0     | 0     | 0    | (C)    | 0     | 0     | 0     | 0     |
| SUGAR CANE               | 0       | 0     | 0     | (A)   | 0    | 0      | 0     | 0     | (A)   | 0     |
| ALL OTHER CROPS          | 150     | 0     | 0     | 0     | 0    | 0      | 0     | 0     | 0     | 0     |
| TOTAL CROP ACRES IRRIG.  | 1,150   | 2,300 | 3,351 | 3,195 | 25   | 3,756  | 6,406 | 7,220 | 7,220 | 1,777 |

NOTES: (A) INCLUDED WITH ALL OTHER CROPS (C) INCLUDED WITH VEGETABLES--SHALLOW ROOT  
 (B) INCLUDED WITH OTHER ORCHARD + VINEYARD (D) INCLUDED ONLY OATS + BARLEY IN 1958 + 1964

TABLE 4.--COUNTY ACREAGES OF IRRIGATED CROPS, 1958, 1964, 1969, 1974, AND 1979--CONTINUED

| IRRIGATED CROPS          | BEE   |       |       |       |      | BELL  |       |       |       |      |
|--------------------------|-------|-------|-------|-------|------|-------|-------|-------|-------|------|
|                          | 1958  | 1964  | 1969  | 1974  | 1979 | 1958  | 1964  | 1969  | 1974  | 1979 |
| COTTON                   | 446   | 190   | 437   | 30    | 200  | 385   | 144   | 132   | 120   | 0    |
| GRAIN SORGHUM            | 316   | 465   | 1,986 | 3,380 | 0    | 55    | 349   | 156   | 224   | 0    |
| CORN                     | 94    | 0     | 50    | 100   | 150  | 132   | 60    | 0     | 47    | 0    |
| RICE                     | 0     | 0     | 0     | 0     | 0    | 0     | 0     | 0     | 0     | 0    |
| WHEAT                    | 0     | 0     | 0     | 0     | 0    | 0     | 0     | 0     | 150   | 0    |
| OTHER GRAIN (D)          | 0     | 0     | 0     | 0     | 0    | 160   | 210   | 0     | 320   | 0    |
| FORAGE CROPS             | 194   | 1,005 | 22    | 190   | 0    | 55    | 0     | 150   | 125   | 0    |
| PEANUTS                  | 0     | 0     | 0     | 0     | 0    | 0     | 0     | 0     | 0     | 0    |
| SOYBEANS                 | (A)   | (A)   | 0     | 0     | 0    | (A)   | (A)   | 0     | 0     | 0    |
| OTHER OIL CROPS          | (A)   | (A)   | 50    | 0     | 0    | (A)   | (A)   | 0     | 0     | 0    |
| CITRUS                   | 0     | 0     | 0     | 0     | 0    | 0     | 0     | 0     | 0     | 0    |
| PECANS                   | (B)   | 0     | 0     | 0     | 0    | (B)   | 0     | 0     | 0     | 0    |
| OTHER ORCHARD + VINEYARD | 0     | 0     | 0     | 0     | 0    | 0     | 0     | 40    | 40    | 0    |
| ALFALFA                  | 0     | 0     | 0     | 0     | 0    | 350   | 310   | 60    | 60    | 0    |
| OTHER PERM. HAY-PASTURE  | 224   | 1,443 | 799   | 570   | 0    | 15    | 566   | 1,014 | 1,160 | 775  |
| SUGAR BEETS              | (A)   | (A)   | 0     | 0     | 0    | (A)   | (A)   | 0     | 0     | 0    |
| IRISH POTATOES           | 0     | 0     | 0     | 0     | 0    | 0     | 0     | 0     | 0     | 0    |
| VEGETABLES--SHALLOW ROOT | 56    | 0     | 922   | 300   | 225  | 10    | 110   | 0     | 0     | 0    |
| VEGETABLES--DEEP ROOT    | (C)   | 400   | 30    | 0     | 0    | (C)   | 0     | 0     | 0     | 0    |
| SUGAR CANE               | 0     | 0     | 0     | (A)   | 0    | 0     | 0     | 0     | (A)   | 0    |
| ALL OTHER CROPS          | 10    | 0     | 13    | 0     | 0    | 5     | 0     | 0     | 0     | 0    |
| TOTAL CROP ACRES IRRIG.  | 1,340 | 3,503 | 4,309 | 4,570 | 575  | 1,175 | 1,749 | 1,552 | 2,246 | 775  |

NOTES: (A) INCLUDED WITH ALL OTHER CROPS  
(B) INCLUDED WITH OTHER ORCHARD + VINEYARD

(C) INCLUDED WITH VEGETABLES--SHALLOW ROOT  
(D) INCLUDED ONLY OATS + BARLEY IN 1958 + 1964

TABLE 4.--COUNTY ACREAGES OF IRRIGATED CROPS, 1958, 1964, 1969, 1974, AND 1979--CONTINUED

| IRRIGATED CROPS          | BEXAR  |        |        |        |        | BLANCO |      |      |      |      |
|--------------------------|--------|--------|--------|--------|--------|--------|------|------|------|------|
|                          | 1958   | 1964   | 1969   | 1974   | 1979   | 1958   | 1964 | 1969 | 1974 | 1979 |
| COTTON                   | 860    | 0      | 0      | 0      | 0      | 0      | 0    | 0    | 0    | 0    |
| GRAIN SORGHUM            | 6,400  | 6,465  | 5,344  | 5,387  | 3,843  | 0      | 0    | 0    | 0    | 0    |
| CORN                     | 5,000  | 2,930  | 4,164  | 1,978  | 6,247  | 5      | 0    | 0    | 0    | 0    |
| RICE                     | 0      | 0      | 0      | 0      | 0      | 0      | 0    | 0    | 0    | 0    |
| WHEAT                    | 0      | 0      | 417    | 368    | 0      | 0      | 0    | 0    | 0    | 0    |
| OTHER GRAIN (D)          | 7,860  | 9,832  | 6,230  | 1,669  | 900    | 140    | 200  | 10   | 0    | 0    |
| FORAGE CROPS             | 3,500  | 6,670  | 4,952  | 2,871  | 1,128  | 0      | 250  | 70   | 89   | 114  |
| PEANUTS                  | 0      | 500    | 1,176  | 441    | 803    | 0      | 0    | 0    | 0    | 0    |
| SOYBEANS                 | (A)    | (A)    | 0      | 0      | 0      | (A)    | (A)  | 0    | 0    | 0    |
| OTHER OIL CROPS          | (A)    | (A)    | 0      | 0      | 0      | (A)    | (A)  | 0    | 0    | 0    |
| CITRUS                   | 0      | 0      | 0      | 0      | 0      | 0      | 0    | 0    | 0    | 0    |
| PECANS                   | (B)    | 60     | 96     | 96     | 85     | (B)    | 0    | 0    | 0    | 76   |
| OTHER ORCHARD + VINEYARD | 0      | 0      | 0      | 0      | 0      | 0      | 0    | 0    | 0    | 0    |
| ALFALFA                  | 0      | 60     | 40     | 0      | 0      | 80     | 20   | 6    | 0    | 0    |
| OTHER PERM. HAY-PASTURE  | 1,640  | 7,465  | 8,274  | 9,284  | 9,897  | 0      | 75   | 59   | 118  | 73   |
| SUGAR BEETS              | (A)    | (A)    | 0      | 0      | 0      | (A)    | (A)  | 0    | 0    | 0    |
| IRISH POTATOES           | 0      | 100    | 600    | 595    | 0      | 0      | 0    | 0    | 0    | 0    |
| VEGETABLES--SHALLOW ROOT | 14,400 | 4,806  | 4,360  | 4,122  | 540    | 0      | 0    | 0    | 0    | 0    |
| VEGETABLES--DEEP ROOT    | (C)    | 4,850  | 4,066  | 6,350  | 868    | (C)    | 0    | 0    | 0    | 0    |
| SUGAR CANE               | 0      | 0      | 0      | (A)    | 0      | 0      | 0    | 0    | (A)  | 0    |
| ALL OTHER CROPS          | 0      | 0      | 0      | 0      | 0      | 0      | 0    | 0    | 0    | 0    |
| TOTAL CROP ACRES IRRIG.  | 39,660 | 43,738 | 39,719 | 33,161 | 24,311 | 225    | 545  | 145  | 207  | 263  |

NOTES: (A) INCLUDED WITH ALL OTHER CROPS  
(B) INCLUDED WITH OTHER ORCHARD + VINEYARD

(C) INCLUDED WITH VEGETABLES--SHALLOW ROOT  
(D) INCLUDED ONLY OATS + BARLEY IN 1958 + 1964

TABLE 4.--COUNTY ACREAGES OF IRRIGATED CROPS, 1958, 1964, 1969, 1974, AND 1979--CONTINUED

| IRRIGATED CROPS          | BORDEN |       |       |      |      | BOSQUE |       |       |       |       |
|--------------------------|--------|-------|-------|------|------|--------|-------|-------|-------|-------|
|                          | 1958   | 1964  | 1969  | 1974 | 1979 | 1958   | 1964  | 1969  | 1974  | 1979  |
| COTTON                   | 1,250  | 1,250 | 1,380 | 720  | 280  | 0      | 8     | 0     | 0     | 0     |
| GRAIN SORGHUM            | 150    | 0     | 0     | 0    | 0    | 10     | 50    | 584   | 0     | 520   |
| CORN                     | 0      | 0     | 0     | 0    | 0    | 30     | 0     | 0     | 0     | 0     |
| RICE                     | 0      | 0     | 0     | 0    | 0    | 0      | 0     | 0     | 0     | 0     |
| WHEAT                    | 0      | 0     | 0     | 0    | 0    | 0      | 0     | 0     | 0     | 0     |
| OTHER GRAIN (D)          | 400    | 0     | 0     | 0    | 0    | 50     | 300   | 0     | 360   | 22    |
| FORAGE CROPS             | 0      | 0     | 0     | 0    | 0    | 0      | 75    | 149   | 105   | 0     |
| PEANUTS                  | 0      | 0     | 0     | 0    | 0    | 55     | 8     | 450   | 0     | 440   |
| SOYBEANS                 | (A)    | (A)   | 0     | 0    | 0    | (A)    | (A)   | 0     | 0     | 0     |
| OTHER OIL CROPS          | (A)    | (A)   | 0     | 0    | 0    | (A)    | (A)   | 0     | 0     | 0     |
| CITRUS                   | 0      | 0     | 0     | 0    | 0    | 0      | 0     | 0     | 0     | 0     |
| PECANS                   | (B)    | 0     | 0     | 0    | 0    | (B)    | 0     | 0     | 0     | 0     |
| OTHER ORCHARD + VINEYARD | 0      | 0     | 0     | 0    | 0    | 0      | 0     | 0     | 0     | 0     |
| ALFALFA                  | 0      | 50    | 11    | 11   | 0    | 220    | 0     | 170   | 253   | 0     |
| OTHER PERM. HAY-PASTURE  | 0      | 100   | 10    | 10   | 11   | 90     | 844   | 2,100 | 2,129 | 201   |
| SUGAR BEETS              | (A)    | (A)   | 0     | 0    | 0    | (A)    | (A)   | 0     | 0     | 0     |
| IRISH POTATOES           | 0      | 0     | 0     | 0    | 0    | 0      | 0     | 0     | 0     | 0     |
| VEGETABLES--SHALLOW ROOT | 0      | 0     | 0     | 0    | 0    | 0      | 0     | 0     | 0     | 0     |
| VEGETABLES--DEEP ROOT    | (C)    | 0     | 0     | 0    | 0    | (C)    | 0     | 0     | 0     | 0     |
| SUGAR CANE               | 0      | 0     | 0     | (A)  | 0    | 0      | 0     | 0     | (A)   | 0     |
| ALL OTHER CROPS          | 0      | 0     | 0     | 0    | 0    | 0      | 56    | 0     | 0     | 0     |
| TOTAL CROP ACRES IRRIG.  | 1,800  | 1,400 | 1,401 | 741  | 291  | 459    | 1,341 | 3,453 | 2,847 | 1,183 |

NOTES: (A) INCLUDED WITH ALL OTHER CROPS  
(B) INCLUDED WITH OTHER ORCHARD + VINEYARD

(C) INCLUDED WITH VEGETABLES--SHALLOW ROOT  
(D) INCLUDED ONLY OATS + BARLEY IN 1958 + 1964

TABLE 4.--COUNTY ACREAGES OF IRRIGATED CROPS, 1958, 1964, 1969, 1974, AND 1979--CONTINUED

| IRRIGATED CROPS          | BOWIE |       |       |       |       | BRAZORIA |        |        |        |        |
|--------------------------|-------|-------|-------|-------|-------|----------|--------|--------|--------|--------|
|                          | 1958  | 1964  | 1969  | 1974  | 1979  | 1958     | 1964   | 1969   | 1974   | 1979   |
| COTTON                   | 2,082 | 1,280 | 580   | 630   | 0     | 5,050    | 1,625  | 1,199  | 0      | 0      |
| GRAIN SORGHUM            | 0     | 0     | 0     | 0     | 0     | 0        | 0      | 0      | 0      | 0      |
| CORN                     | 1,098 | 200   | 0     | 0     | 0     | 0        | 1,725  | 1,000  | 0      | 0      |
| RICE                     | 500   | 901   | 665   | 922   | 2,142 | 45,725   | 52,955 | 67,361 | 59,368 | 65,468 |
| WHEAT                    | 0     | 0     | 0     | 0     | 0     | 0        | 0      | 0      | 0      | 0      |
| OTHER GRAIN (D)          | 0     | 0     | 0     | 0     | 0     | 0        | 0      | 0      | 0      | 0      |
| FORAGE CROPS             | 15    | 20    | 0     | 0     | 0     | 0        | 0      | 0      | 0      | 0      |
| PEANUTS                  | 0     | 0     | 0     | 0     | 0     | 0        | 0      | 0      | 0      | 0      |
| SOYBEANS                 | (A)   | (A)   | 200   | 0     | 140   | (A)      | (A)    | 0      | 0      | 0      |
| OTHER OIL CROPS          | (A)   | (A)   | 0     | 0     | 0     | (A)      | (A)    | 0      | 0      | 0      |
| CITRUS                   | 0     | 0     | 0     | 0     | 0     | 0        | 0      | 0      | 0      | 0      |
| PECANS                   | (B)   | 0     | 0     | 0     | 0     | (B)      | 0      | 0      | 0      | 0      |
| OTHER ORCHARD + VINEYARD | 15    | 0     | 0     | 0     | 0     | 0        | 0      | 0      | 0      | 0      |
| ALFALFA                  | 250   | 0     | 0     | 0     | 0     | 0        | 0      | 0      | 0      | 0      |
| OTHER PERM. HAY-PASTURE  | 825   | 255   | 127   | 0     | 0     | 0        | 0      | 0      | 0      | 0      |
| SUGAR BEETS              | (A)   | (A)   | 0     | 158   | 0     | (A)      | (A)    | 0      | 0      | 0      |
| IRISH POTATOES           | 0     | 0     | 0     | 0     | 0     | 0        | 0      | 0      | 0      | 0      |
| VEGETABLES--SHALLOW ROOT | 57    | 0     | 11    | 0     | 0     | 520      | 0      | 0      | 0      | 0      |
| VEGETABLES--DEEP ROOT    | (C)   | 10    | 29    | 0     | 0     | (C)      | 0      | 0      | 0      | 0      |
| SUGAR CANE               | 0     | 0     | 0     | (A)   | 0     | 0        | 0      | 0      | (A)    | 0      |
| ALL OTHER CROPS          | 16    | 220   | 0     | 0     | 0     | 0        | 50     | 0      | 0      | 1,630  |
| TOTAL CROP ACRES IRRIG.  | 4,858 | 2,886 | 1,612 | 1,710 | 2,282 | 51,295   | 56,355 | 69,560 | 59,368 | 67,098 |

NOTES: (A) INCLUDED WITH ALL OTHER CROPS  
(B) INCLUDED WITH OTHER ORCHARD + VINEYARD

(C) INCLUDED WITH VEGETABLES--SHALLOW ROOT  
(D) INCLUDED ONLY OATS + BARLEY IN 1958 + 1964

TABLE 4.--COUNTY ACREAGES OF IRRIGATED CROPS, 1958, 1964, 1969, 1974, AND 1979--CONTINUED

| IRRIGATED CROPS          | BRAZOS |        |        |       |        | BREWSTER |      |      |      |      |
|--------------------------|--------|--------|--------|-------|--------|----------|------|------|------|------|
|                          | 1958   | 1964   | 1969   | 1974  | 1979   | 1958     | 1964 | 1969 | 1974 | 1979 |
| COTTON                   | 11,600 | 15,520 | 14,380 | 8,400 | 10,480 | 204      | 0    | 0    | 0    | 0    |
| GRAIN SORGHUM            | 2,855  | 3,600  | 2,550  | 0     | 0      | 18       | 0    | 0    | 0    | 0    |
| CORN                     | 525    | 600    | 600    | 0     | 0      | 0        | 0    | 0    | 0    | 0    |
| RICE                     | 0      | 0      | 0      | 0     | 0      | 0        | 0    | 0    | 0    | 0    |
| WHEAT                    | 0      | 0      | 0      | 0     | 0      | 0        | 0    | 0    | 0    | 0    |
| OTHER GRAIN (D)          | 390    | 520    | 0      | 0     | 0      | 0        | 0    | 0    | 0    | 0    |
| FORAGE CROPS             | 320    | 1,640  | 100    | 100   | 150    | 0        | 20   | 0    | 0    | 0    |
| PEANUTS                  | 0      | 0      | 0      | 0     | 0      | 0        | 0    | 0    | 0    | 0    |
| SOYBEANS                 | (A)    | (A)    | 1,350  | 0     | 20     | (A)      | (A)  | 0    | 0    | 0    |
| OTHER OIL CROPS          | (A)    | (A)    | 0      | 0     | 0      | (A)      | (A)  | 0    | 0    | 12   |
| CITRUS                   | 0      | 0      | 0      | 0     | 0      | 0        | 0    | 0    | 0    | 0    |
| PECANS                   | (B)    | 0      | 0      | 0     | 0      | (B)      | 0    | 0    | 65   | 134  |
| OTHER ORCHARD + VINEYARD | 0      | 0      | 0      | 100   | 0      | 0        | 0    | 0    | 0    | 5    |
| ALFALFA                  | 500    | 2,250  | 0      | 0     | 0      | 12       | 83   | 0    | 83   | 0    |
| OTHER PERM. HAY-PASTURE  | 1,410  | 700    | 1,410  | 100   | 300    | 0        | 12   | 0    | 0    | 0    |
| SUGAR BEETS              | (A)    | (A)    | 0      | 0     | 0      | (A)      | (A)  | 0    | 0    | 0    |
| IRISH POTATOES           | 0      | 0      | 0      | 0     | 0      | 0        | 0    | 0    | 0    | 0    |
| VEGETABLES--SHALLOW ROOT | 0      | 0      | 0      | 0     | 0      | 0        | 0    | 0    | 0    | 50   |
| VEGETABLES--DEEP ROOT    | (C)    | 0      | 0      | 0     | 0      | (C)      | 0    | 0    | 0    | 47   |
| SUGAR CANE               | 0      | 0      | 0      | (A)   | 0      | 0        | 0    | 0    | (A)  | 0    |
| ALL OTHER CROPS          | 0      | 0      | 300    | 0     | 0      | 0        | 105  | 0    | 0    | 0    |
| TOTAL CROP ACRES IRRIG.  | 17,600 | 24,830 | 20,690 | 8,700 | 10,950 | 234      | 220  | 0    | 148  | 248  |

NOTES: (A) INCLUDED WITH ALL OTHER CROPS  
(B) INCLUDED WITH OTHER ORCHARD + VINEYARD

(C) INCLUDED WITH VEGETABLES--SHALLOW ROOT  
(D) INCLUDED ONLY OATS + BARLEY IN 1958 + 1964

TABLE 4.--COUNTY ACREAGES OF IRRIGATED CROPS, 1958, 1964, 1969, 1974, AND 1979--CONTINUED

| IRRIGATED CROPS          | BRISCOE |        |        |        |        | BROOKS |       |       |       |      |
|--------------------------|---------|--------|--------|--------|--------|--------|-------|-------|-------|------|
|                          | 1958    | 1964   | 1969   | 1974   | 1979   | 1958   | 1964  | 1969  | 1974  | 1979 |
| COTTON                   | 12,190  | 16,320 | 13,780 | 14,000 | 25,252 | 70     | 160   | 110   | 0     | 125  |
| GRAIN SORGHUM            | 20,380  | 35,875 | 19,910 | 26,160 | 12,000 | 0      | 220   | 240   | 555   | 0    |
| CORN                     | 1,100   | 0      | 600    | 2,900  | 10,000 | 40     | 300   | 0     | 0     | 0    |
| RICE                     | 0       | 0      | 0      | 0      | 0      | 0      | 0     | 0     | 0     | 0    |
| WHEAT                    | 19,270  | 16,135 | 20,400 | 15,282 | 15,000 | 0      | 0     | 0     | 0     | 0    |
| OTHER GRAIN (D)          | 240     | 95     | 217    | 0      | 0      | 0      | 130   | 0     | 0     | 0    |
| FORAGE CROPS             | 1,420   | 1,050  | 5,521  | 5,500  | 5,000  | 350    | 260   | 240   | 115   | 0    |
| PEANUTS                  | 0       | 0      | 156    | 61     | 61     | 0      | 0     | 0     | 0     | 0    |
| SOYBEANS                 | (A)     | (A)    | 2,530  | 3,300  | 12,000 | (A)    | (A)   | 0     | 0     | 0    |
| OTHER OIL CROPS          | (A)     | (A)    | 0      | 0      | 1,000  | (A)    | (A)   | 0     | 0     | 0    |
| CITRUS                   | 0       | 0      | 0      | 0      | 0      | 160    | 100   | 0     | 0     | 0    |
| PECANS                   | (B)     | 0      | 0      | 0      | 0      | (B)    | 0     | 0     | 0     | 0    |
| OTHER ORCHARD + VINEYARD | 0       | 0      | 0      | 0      | 0      | 0      | 0     | 0     | 0     | 0    |
| ALFALFA                  | 200     | 65     | 107    | 100    | 300    | 0      | 0     | 0     | 0     | 0    |
| OTHER PERM. HAY-PASTURE  | 0       | 300    | 1,000  | 150    | 200    | 70     | 1,140 | 400   | 1,296 | 130  |
| SUGAR BEETS              | (A)     | (A)    | 0      | 0      | 0      | (A)    | (A)   | 0     | 0     | 0    |
| IRISH POTATOES           | 0       | 0      | 0      | 0      | 0      | 0      | 0     | 0     | 0     | 0    |
| VEGETABLES--SHALLOW ROOT | 0       | 220    | 0      | 90     | 0      | 0      | 0     | 80    | 100   | 0    |
| VEGETABLES--DEEP ROOT    | (C)     | 0      | 0      | 160    | 100    | (C)    | 560   | 900   | 553   | 30   |
| SUGAR CANE               | 0       | 0      | 0      | (A)    | 0      | 0      | 0     | 0     | (A)   | 0    |
| ALL OTHER CROPS          | 200     | 140    | 0      | 0      | 0      | 0      | 0     | 0     | 0     | 0    |
| TOTAL CROP ACRES IRRIG.  | 55,000  | 70,200 | 64,221 | 67,703 | 80,913 | 690    | 2,870 | 1,970 | 2,619 | 285  |

NOTES: (A) INCLUDED WITH ALL OTHER CROPS  
(B) INCLUDED WITH OTHER ORCHARD + VINEYARD

(C) INCLUDED WITH VEGETABLES--SHALLOW ROOT  
(D) INCLUDED ONLY OATS + BARLEY IN 1958 + 1964

TABLE 4.--COUNTY ACREAGES OF IRRIGATED CROPS, 1958, 1964, 1969, 1974, AND 1979--CONTINUED

| IRRIGATED CROPS          | BROWN |       |        |        |       | BURLESON |        |        |        |        |
|--------------------------|-------|-------|--------|--------|-------|----------|--------|--------|--------|--------|
|                          | 1958  | 1964  | 1969   | 1974   | 1979  | 1958     | 1964   | 1969   | 1974   | 1979   |
| COTTON                   | 110   | 0     | 0      | 0      | 0     | 10,440   | 12,396 | 12,215 | 13,781 | 10,900 |
| GRAIN SORGHUM            | 552   | 0     | 0      | 0      | 90    | 0        | 5,959  | 700    | 50     | 0      |
| CORN                     | 184   | 0     | 0      | 0      | 0     | 0        | 40     | 1,025  | 50     | 20     |
| RICE                     | 0     | 0     | 0      | 0      | 0     | 0        | 0      | 0      | 0      | 0      |
| WHEAT                    | 0     | 30    | 0      | 0      | 890   | 0        | 0      | 0      | 0      | 0      |
| OTHER GRAIN (D)          | 0     | 767   | 841    | 0      | 310   | 0        | 0      | 0      | 0      | 0      |
| FORAGE CROPS             | 0     | 1,060 | 1,200  | 1,241  | 150   | 0        | 0      | 0      | 50     | 0      |
| PEANUTS                  | 0     | 0     | 446    | 446    | 700   | 0        | 0      | 0      | 60     | 0      |
| SOYBEANS                 | (A)   | (A)   | 0      | 0      | 0     | (A)      | (A)    | 0      | 0      | 60     |
| OTHER OIL CROPS          | (A)   | (A)   | 0      | 0      | 0     | (A)      | (A)    | 0      | 0      | 0      |
| CITRUS                   | 0     | 0     | 0      | 0      | 0     | 0        | 0      | 0      | 0      | 0      |
| PECANS                   | (B)   | 200   | 1,248  | 1,798  | 1,798 | (B)      | 0      | 0      | 130    | 420    |
| OTHER ORCHARD + VINEYARD | 0     | 0     | 0      | 0      | 0     | 0        | 0      | 0      | 0      | 31     |
| ALFALFA                  | 184   | 300   | 0      | 0      | 45    | 0        | 40     | 0      | 0      | 0      |
| OTHER PERM. HAY-PASTURE  | 1,472 | 2,090 | 6,731  | 7,531  | 3,921 | 20       | 170    | 0      | 84     | 25     |
| SUGAR BEETS              | (A)   | (A)   | 0      | 0      | 0     | (A)      | (A)    | 0      | 0      | 0      |
| IRISH POTATOES           | 0     | 0     | 0      | 0      | 0     | 0        | 0      | 0      | 0      | 0      |
| VEGETABLES--SHALLOW ROOT | 74    | 50    | 0      | 0      | 0     | 0        | 0      | 0      | 100    | 0      |
| VEGETABLES--DEEP ROOT    | (C)   | 500   | 0      | 0      | 0     | (C)      | 0      | 0      | 130    | 7      |
| SUGAR CANE               | 0     | 0     | 0      | (A)    | 0     | 0        | 0      | 0      | (A)    | 0      |
| ALL OTHER CROPS          | 1,120 | 0     | 0      | 0      | 0     | 0        | 0      | 100    | 200    | 150    |
| TOTAL CROP ACRES IRRIG.  | 3,696 | 4,997 | 10,466 | 11,016 | 7,904 | 10,460   | 18,605 | 14,040 | 14,635 | 11,613 |

NOTES: (A) INCLUDED WITH ALL OTHER CROPS

(B) INCLUDED WITH OTHER ORCHARD + VINEYARD

(C) INCLUDED WITH VEGETABLES--SHALLOW ROOT

(D) INCLUDED ONLY OATS + BARLEY IN 1958 + 1964



TABLE 4.--COUNTY ACRES OF IRRIGATED CROPS, 1958, 1964, 1969, 1974, AND 1979--CONTINUED

| IRRIGATED CROPS          | BURNET |      |       |      |      | CALDWELL |      |      |       |      |
|--------------------------|--------|------|-------|------|------|----------|------|------|-------|------|
|                          | 1958   | 1964 | 1969  | 1974 | 1979 | 1958     | 1964 | 1969 | 1974  | 1979 |
| COTTON                   | 0      | 0    | 0     | 0    | 0    | 168      | 95   | 0    | 0     | 0    |
| GRAIN SORGHUM            | 0      | 0    | 0     | 0    | 0    | 0        | 20   | 108  | 140   | 0    |
| CORN                     | 0      | 0    | 0     | 0    | 0    | 90       | 160  | 0    | 0     | 0    |
| PICE                     | 0      | 0    | 0     | 0    | 0    | 0        | 0    | 0    | 0     | 0    |
| WHEAT                    | 0      | 0    | 0     | 0    | 0    | 0        | 0    | 0    | 0     | 0    |
| OTHER GRAIN (D)          | 250    | 185  | 131   | 0    | 0    | 30       | 90   | 0    | 0     | 0    |
| FORAGE CROPS             | 0      | 130  | 131   | 0    | 0    | 177      | 195  | 100  | 1,125 | 0    |
| PEANUTS                  | 0      | 0    | 0     | 0    | 0    | 0        | 0    | 0    | 0     | 87   |
| SOYBEANS                 | (A)    | (A)  | 0     | 0    | 0    | (A)      | (A)  | 0    | 0     | 0    |
| OTHER OIL CROPS          | (A)    | (A)  | 0     | 0    | 0    | (A)      | (A)  | 0    | 0     | 0    |
| CITRUS                   | 0      | 0    | 0     | 0    | 0    | 0        | 0    | 0    | 0     | 0    |
| PECANS                   | (R)    | 190  | 185   | 0    | 0    | (B)      | 0    | 0    | 15    | 0    |
| OTHER ORCHARD + VINEYARD | 0      | 0    | 0     | 0    | 0    | 0        | 0    | 0    | 0     | 0    |
| ALFALFA                  | 0      | 0    | 0     | 0    | 0    | 275      | 0    | 100  | 0     | 0    |
| OTHER PERM. HAY-PASTURE  | 180    | 291  | 624   | 690  | 81   | 275      | 190  | 67   | 455   | 250  |
| SUGAR BEETS              | (A)    | (A)  | 0     | 0    | 0    | (A)      | (A)  | 0    | 0     | 0    |
| IRISH POTATOES           | 0      | 0    | 0     | 0    | 0    | 0        | 0    | 0    | 0     | 0    |
| VEGETABLES--SHALLOW ROOT | 0      | 0    | 0     | 0    | 0    | 40       | 30   | 0    | 0     | 0    |
| VEGETABLES--DEEP ROOT    | (C)    | 0    | 0     | 0    | 0    | (C)      | 0    | 0    | 0     | 0    |
| SUGAR CANE               | 0      | 0    | 0     | (A)  | 0    | 0        | 0    | 0    | (A)   | 0    |
| ALL OTHER CROPS          | 0      | 0    | 0     | 0    | 0    | 70       | 0    | 7    | 20    | 0    |
| TOTAL CROP ACRES IRRIG.  | 430    | 796  | 1,071 | 690  | 81   | 1,125    | 780  | 382  | 1,755 | 337  |

NOTES: (A) INCLUDED WITH ALL OTHER CROPS (C) INCLUDED WITH VEGETABLES--SHALLOW ROOT  
 (B) INCLUDED WITH OTHER ORCHARD + VINEYARD (D) INCLUDED ONLY OATS + BARLEY IN 1958 + 1964

TABLE 4.--COUNTY ACREAGES OF IRRIGATED CROPS, 1958, 1964, 1969, 1974, AND 1979--CONTINUED

| IRRIGATED CROPS          | CALHOUN |       |       |        |        | CALLAHAN |      |       |       |       |
|--------------------------|---------|-------|-------|--------|--------|----------|------|-------|-------|-------|
|                          | 1958    | 1964  | 1969  | 1974   | 1979   | 1958     | 1964 | 1969  | 1974  | 1979  |
| COTTON                   | 2,738   | 629   | 256   | 0      | 0      | 0        | 0    | 0     | 0     | 0     |
| FRAIN SORGHUM            | 1,149   | 983   | 70    | 0      | 0      | 0        | 60   | 0     | 0     | 0     |
| CORN                     | 0       | 0     | 0     | 0      | 0      | 0        | 0    | 0     | 0     | 0     |
| PICE                     | 2,912   | 5,230 | 8,101 | 11,019 | 12,196 | 0        | 0    | 0     | 0     | 0     |
| WHEAT                    | 0       | 0     | 0     | 0      | 0      | 0        | 35   | 0     | 0     | 0     |
| OTHER GRAIN (D)          | 0       | 0     | 0     | 0      | 0      | 0        | 0    | 61    | 0     | 0     |
| FORAGE CROPS             | 0       | 60    | 0     | 0      | 0      | 0        | 0    | 30    | 0     | 0     |
| PEANUTS                  | 0       | 0     | 0     | 0      | 0      | 0        | 30   | 495   | 800   | 865   |
| SOYBEANS                 | (A)     | (A)   | 0     | 0      | 0      | (A)      | (A)  | 0     | 0     | 0     |
| OTHER OIL CROPS          | (A)     | (A)   | 0     | 0      | 0      | (A)      | (A)  | 0     | 0     | 0     |
| CITRUS                   | 0       | 0     | 0     | 0      | 0      | 0        | 0    | 0     | 0     | 0     |
| PECANS                   | (B)     | 0     | 0     | 0      | 0      | (B)      | 0    | 0     | 0     | 0     |
| OTHER ORCHARD + VINEYARD | 0       | 0     | 0     | 0      | 0      | 0        | 0    | 0     | 0     | 0     |
| ALFALFA                  | 0       | 0     | 0     | 0      | 0      | 0        | 10   | 0     | 0     | 0     |
| OTHER PERM. HAY-PASTURE  | 1,148   | 725   | 405   | 0      | 0      | 0        | 184  | 416   | 625   | 290   |
| SUGAR BEETS              | (A)     | (A)   | 0     | 0      | 0      | (A)      | (A)  | 0     | 0     | 0     |
| IRISH POTATOES           | 0       | 0     | 0     | 0      | 0      | 0        | 0    | 0     | 0     | 0     |
| VEGETABLES--SHALLOW ROOT | 0       | 0     | 0     | 0      | 0      | 0        | 0    | 0     | 0     | 0     |
| VEGETABLES--DEEP ROOT    | (C)     | 0     | 0     | 0      | 0      | (C)      | 0    | 0     | 0     | 0     |
| SUGAR CANE               | 0       | 0     | 0     | (A)    | 0      | 0        | 0    | 0     | (A)   | 0     |
| ALL OTHER CROPS          | 0       | 0     | 0     | 0      | 0      | 0        | 0    | 0     | 0     | 0     |
| TOTAL CROP ACRES IRRIG.  | 7,947   | 7,627 | 8,832 | 11,019 | 12,196 | 0        | 319  | 1,002 | 1,425 | 1,155 |

NOTES: (A) INCLUDED WITH ALL OTHER CROPS  
(B) INCLUDED WITH OTHER ORCHARD + VINEYARD

(C) INCLUDED WITH VEGETABLES--SHALLOW ROOT  
(D) INCLUDED ONLY OATS + BARLEY IN 1958 + 1964

TABLE 4.--COUNTY ACREAGES OF IRRIGATED CROPS, 1958, 1964, 1969, 1974, AND 1979--CONTINUED

| IRRIGATED CROPS          | CAMERON |         |         |         |         | CAMP |      |      |      |      |
|--------------------------|---------|---------|---------|---------|---------|------|------|------|------|------|
|                          | 1958    | 1964    | 1969    | 1974    | 1979    | 1958 | 1964 | 1969 | 1974 | 1979 |
| COTTON                   | 138,380 | 139,600 | 120,000 | 100,000 | 123,000 | 0    | 0    | 0    | 0    | 0    |
| GRAIN SORGHUM            | 17,300  | 56,000  | 108,000 | 122,000 | 29,500  | 0    | 0    | 0    | 0    | 0    |
| CORN                     | 1,200   | 3,000   | 5,000   | 5,000   | 18,378  | 0    | 0    | 0    | 0    | 0    |
| RICE                     | 0       | 0       | 0       | 0       | 0       | 0    | 0    | 0    | 0    | 0    |
| WHEAT                    | 0       | 0       | 0       | 0       | 0       | 0    | 0    | 0    | 0    | 0    |
| OTHER GRAIN (D)          | 1,200   | 0       | 0       | 0       | 0       | 0    | 0    | 0    | 0    | 0    |
| FORAGE CROPS             | 3,100   | 2,000   | 3,000   | 5,000   | 20,000  | 0    | 0    | 0    | 0    | 0    |
| PEANUTS                  | 0       | 0       | 0       | 0       | 0       | 0    | 0    | 0    | 0    | 0    |
| SOYBEANS                 | (A)     | (A)     | 0       | 0       | 20,000  | (A)  | (A)  | 0    | 0    | 0    |
| OTHER OIL CROPS          | (A)     | (A)     | 0       | 0       | 0       | (A)  | (A)  | 0    | 0    | 0    |
| CITRUS                   | 7,900   | 8,800   | 20,000  | 22,000  | 20,000  | 0    | 0    | 0    | 0    | 0    |
| PECANS                   | (B)     | 0       | 0       | 0       | 0       | (B)  | 0    | 0    | 0    | 0    |
| OTHER ORCHARD + VINEYARD | 0       | 0       | 0       | 0       | 0       | 0    | 150  | 0    | 0    | 0    |
| ALFALFA                  | 1,800   | 1,000   | 0       | 0       | 500     | 0    | 0    | 0    | 0    | 0    |
| OTHER PERM. HAY-PASTURE  | 14,020  | 27,200  | 11,000  | 12,000  | 15,000  | 0    | 190  | 285  | 0    | 0    |
| SUGAR BEETS              | (A)     | (A)     | 0       | 0       | 0       | (A)  | (A)  | 0    | 0    | 0    |
| IRISH POTATOES           | 200     | 200     | 0       | 400     | 0       | 0    | 0    | 0    | 0    | 0    |
| VEGETABLES--SHALLOW ROOT | 100,375 | 24,800  | 10,000  | 7,445   | 10,000  | 2    | 0    | 0    | 0    | 0    |
| VEGETABLES--DEEP ROOT    | (C)     | 33,700  | 10,445  | 6,300   | 10,000  | (C)  | 0    | 2    | 0    | 0    |
| SUGAR CANE               | 0       | 0       | 0       | (A)     | 8,500   | 0    | 0    | 0    | (A)  | 0    |
| ALL OTHER CROPS          | 2,350   | 0       | 0       | 7,300   | 20,000  | 0    | 0    | 0    | 0    | 0    |
| TOTAL CROP ACRES IRRIG.  | 287,825 | 296,300 | 287,445 | 287,445 | 294,878 | 2    | 340  | 287  | 0    | 0    |

NOTES: (A) INCLUDED WITH ALL OTHER CROPS  
(B) INCLUDED WITH OTHER ORCHARD + VINEYARD

(C) INCLUDED WITH VEGETABLES--SHALLOW ROOT  
(D) INCLUDED ONLY OATS + BARLEY IN 1958 + 1964

TABLE 4.--COUNTY ACREAGES OF IRRIGATED CROPS, 1958, 1964, 1969, 1974, 1979, 1984, 1989, 1994, AND 1999---CONTINUED

| IRRIGATED CROPS          | CARSON |         |         |         |         | CASS |      |      |      |      |
|--------------------------|--------|---------|---------|---------|---------|------|------|------|------|------|
|                          | 1958   | 1964    | 1969    | 1974    | 1979    | 1958 | 1964 | 1969 | 1974 | 1979 |
| COTTON                   | 1,201  | 1,600   | 200     | 0       | 103     | 0    | 0    | 0    | 0    | 0    |
| GRAIN SORGHUM            | 32,456 | 57,065  | 43,000  | 50,329  | 44,182  | 0    | 0    | 0    | 0    | 0    |
| CORN                     | 53     | 500     | 7,000   | 2,974   | 10,828  | 0    | 0    | 0    | 0    | 0    |
| PICE                     | 0      | 0       | 0       | 0       | 0       | 0    | 0    | 0    | 0    | 0    |
| WHEAT                    | 28,121 | 38,185  | 70,000  | 70,531  | 67,668  | 0    | 0    | 0    | 0    | 0    |
| OTHER GRAIN (D)          | 100    | 300     | 200     | 2,229   | 277     | 0    | 0    | 0    | 0    | 0    |
| FORAGE CROPS             | 1,120  | 5,760   | 2,500   | 3,325   | 9,063   | 10   | 0    | 0    | 0    | 0    |
| PEANUTS                  | 0      | 0       | 0       | 0       | 0       | 0    | 0    | 0    | 0    | 0    |
| SOYBEANS                 | (A)    | (A)     | 1,000   | 202     | 1,129   | (A)  | (A)  | 0    | 0    | 0    |
| OTHER OIL CROPS          | (A)    | (A)     | 0       | 0       | 0       | (A)  | (A)  | 0    | 0    | 0    |
| CITRUS                   | 0      | 0       | 0       | 0       | 0       | 0    | 0    | 0    | 0    | 0    |
| PECANS                   | (B)    | 0       | 0       | 0       | 0       | (B)  | 0    | 0    | 0    | 0    |
| OTHER ORCHARD + VINEYARD | 0      | 0       | 0       | 0       | 0       | 0    | 0    | 0    | 0    | 0    |
| ALFALFA                  | 230    | 350     | 500     | 530     | 500     | 0    | 0    | 0    | 0    | 0    |
| OTHER PERM. HAY-PASTURE  | 1,055  | 550     | 300     | 300     | 300     | 0    | 115  | 80   | 0    | 0    |
| SUGAR BEETS              | (A)    | (A)     | 0       | 0       | 0       | (A)  | (A)  | 0    | 0    | 0    |
| IRISH POTATOES           | 15     | 0       | 0       | 0       | 0       | 1    | 0    | 0    | 0    | 0    |
| VEGETABLES--SHALLOW ROOT | 206    | 0       | 0       | 0       | 0       | 15   | 0    | 5    | 0    | 0    |
| VEGETABLES--DEEP ROOT    | (C)    | 0       | 0       | 0       | 0       | (C)  | 15   | 15   | 0    | 0    |
| SUGAR CANE               | 0      | 0       | 0       | (A)     | 0       | 0    | 0    | 0    | (A)  | 0    |
| ALL OTHER CROPS          | 843    | 0       | 0       | 0       | 0       | 3    | 0    | 0    | 0    | 0    |
| TOTAL CROP ACRES IRRIG.  | 65,400 | 104,310 | 124,700 | 130,420 | 134,050 | 29   | 130  | 100  | 0    | 0    |

NOTES: (A) INCLUDED WITH ALL OTHER CROPS (C) INCLUDED WITH VEGETABLES--SHALLOW ROOT  
 (B) INCLUDED WITH OTHER ORCHARD + VINEYARD (D) INCLUDED ONLY OATS + BARLEY IN 1958 + 1964

TABLE 4.--COUNTY ACREAGES OF IRRIGATED CROPS, 1958, 1964, 1969, 1974, AND 1979--CONTINUED

| IRRIGATED CROPS          | CASTRO  |         |         |         |         | CHAMBERS |        |        |        |        |
|--------------------------|---------|---------|---------|---------|---------|----------|--------|--------|--------|--------|
|                          | 1958    | 1964    | 1969    | 1974    | 1979    | 1958     | 1964   | 1969   | 1974   | 1979   |
| COTTON                   | 55,000  | 55,500  | 24,560  | 53,678  | 75,880  | 0        | 0      | 0      | 0      | 0      |
| FRAIN SORGHUM            | 168,570 | 184,700 | 104,839 | 92,688  | 26,322  | 0        | 0      | 0      | 0      | 0      |
| CORN                     | 15,000  | 17,500  | 36,637  | 102,234 | 106,772 | 0        | 0      | 0      | 0      | 0      |
| RICE                     | 0       | 0       | 0       | 0       | 0       | 39,273   | 45,300 | 51,383 | 50,105 | 53,090 |
| WHEAT                    | 86,000  | 77,500  | 26,324  | 77,861  | 84,460  | 0        | 0      | 0      | 0      | 0      |
| OTHER GRAIN (D)          | 37,000  | 6,900   | 1,800   | 6,402   | 5,856   | 0        | 0      | 0      | 0      | 0      |
| FORAGE CROPS             | 15,000  | 15,200  | 171,400 | 23,223  | 22,000  | 0        | 0      | 0      | 0      | 0      |
| PEANUTS                  | 0       | 0       | 0       | 0       | 0       | 0        | 0      | 0      | 0      | 0      |
| SOYBEANS                 | (A)     | (A)     | 20,000  | 25,221  | 15,874  | (A)      | (A)    | 0      | 0      | 0      |
| OTHER OIL CROPS          | (A)     | (A)     | 1,000   | 1,131   | 4,254   | (A)      | (A)    | 0      | 0      | 0      |
| CITRUS                   | 0       | 0       | 0       | 0       | 0       | 0        | 0      | 0      | 0      | 0      |
| PECANS                   | (B)     | 0       | 40      | 40      | 40      | (B)      | 0      | 0      | 0      | 0      |
| OTHER ORCHARD + VINEYARD | 0       | 0       | 0       | 70      | 70      | 0        | 0      | 0      | 0      | 0      |
| ALFALFA                  | 10,100  | 11,500  | 3,000   | 5,455   | 3,424   | 0        | 0      | 0      | 0      | 0      |
| OTHER PERM. HAY-PASTURE  | 2,000   | 6,200   | 3,000   | 13,471  | 9,953   | 0        | 15     | 0      | 0      | 0      |
| SUGAR BEETS              | (A)     | (A)     | 8,900   | 5,832   | 7,568   | (A)      | (A)    | 0      | 0      | 0      |
| TRISH POTATOES           | 0       | 6,200   | 5,000   | 5,755   | 2,475   | 0        | 0      | 0      | 0      | 0      |
| VEGETABLES--SHALLOW ROOT | 10,000  | 3,000   | 3,000   | 1,704   | 1,360   | 0        | 0      | 0      | 0      | 0      |
| VEGETABLES--DEEP ROOT    | (C)     | 12,200  | 4,000   | 1,923   | 1,648   | (C)      | 0      | 0      | 0      | 0      |
| SUGAR CANE               | 0       | 0       | 0       | (A)     | 0       | 0        | 0      | 0      | (A)    | 0      |
| ALL OTHER CROPS          | 3,000   | 18,250  | 0       | 0       | 694     | 0        | 0      | 0      | 0      | 0      |
| TOTAL CROP ACRES IRRIG.  | 401,670 | 414,650 | 413,500 | 416,688 | 368,650 | 39,273   | 45,315 | 51,383 | 50,105 | 53,090 |

NOTES: (A) INCLUDED WITH ALL OTHER CROPS  
(B) INCLUDED WITH OTHER ORCHARD + VINEYARD

(C) INCLUDED WITH VEGETABLES--SHALLOW ROOT  
(D) INCLUDED ONLY OATS + BARLEY IN 1958 + 1964

TABLE 4.--COUNTY ACREAGES OF IRRIGATED CROPS, 1958, 1964, 1969, 1974, 1979, 1984, 1989, 1994, AND 1999--CONTINUED

| IRRIGATED CROPS          | CHEPONEE |      |      |      |      | CHILDRESS |        |        |        |        |
|--------------------------|----------|------|------|------|------|-----------|--------|--------|--------|--------|
|                          | 1958     | 1964 | 1969 | 1974 | 1979 | 1958      | 1964   | 1969   | 1974   | 1979   |
| COTTON                   | 0        | 0    | 0    | 0    | 0    | 6,000     | 9,076  | 6,620  | 10,000 | 9,946  |
| GRAIN SORGHUM            | 0        | 0    | 0    | 0    | 0    | 375       | 80     | 240    | 0      | 500    |
| CORN                     | 20       | 0    | 0    | 0    | 0    | 0         | 0      | 0      | 0      | 0      |
| RICE                     | 0        | 0    | 0    | 0    | 0    | 0         | 0      | 0      | 0      | 0      |
| WHEAT                    | 0        | 0    | 0    | 0    | 0    | 975       | 1,350  | 3,200  | 1,000  | 1,000  |
| OTHER GRAIN (D)          | 0        | 0    | 0    | 0    | 0    | 150       | 0      | 0      | 0      | 0      |
| FORAGE CROPS             | 0        | 30   | 0    | 0    | 0    | 0         | 500    | 730    | 333    | 0      |
| PEANUTS                  | 0        | 0    | 0    | 0    | 0    | 0         | 0      | 0      | 0      | 0      |
| SOYBEANS                 | (A)      | (A)  | 0    | 0    | 0    | (A)       | (A)    | 0      | 0      | 0      |
| OTHER OIL CROPS          | (A)      | (A)  | 0    | 0    | 0    | (A)       | (A)    | 0      | 0      | 0      |
| CITRUS                   | 0        | 0    | 0    | 0    | 0    | 0         | 0      | 0      | 0      | 0      |
| PECANS                   | (B)      | 0    | 0    | 0    | 0    | (B)       | 0      | 0      | 0      | 0      |
| OTHER ORCHARD + VINEYARD | 0        | 0    | 0    | 0    | 0    | 0         | 0      | 0      | 0      | 0      |
| ALFALFA                  | 0        | 0    | 0    | 0    | 0    | 0         | 120    | 475    | 500    | 300    |
| OTHER PERM. HAY--PASTURE | 0        | 100  | 30   | 40   | 60   | 0         | 180    | 336    | 200    | 0      |
| SUGAR BEETS              | (A)      | (A)  | 0    | 0    | 0    | (A)       | (A)    | 0      | 0      | 0      |
| IRISH POTATOES           | 0        | 0    | 0    | 0    | 0    | 0         | 0      | 0      | 0      | 0      |
| VEGETABLES--SHALLOW ROOT | 530      | 0    | 6    | 0    | 0    | 0         | 0      | 0      | 0      | 0      |
| VEGETABLES--DEEP ROOT    | (C)      | 10   | 50   | 5    | 0    | (C)       | 0      | 0      | 0      | 0      |
| SUGAR CANE               | 0        | 0    | 0    | (A)  | 0    | 0         | 0      | 0      | (A)    | 0      |
| ALL OTHER CROPS          | 30       | 520  | 119  | 78   | 71   | 0         | 50     | 0      | 0      | 0      |
| TOTAL CROP ACRES IRRIG.  | 580      | 660  | 205  | 123  | 131  | 7,500     | 11,356 | 11,601 | 12,033 | 11,746 |

NOTES: (A) INCLUDED WITH ALL OTHER CROPS (C) INCLUDED WITH VEGETABLES--SHALLOW ROOT  
 (B) INCLUDED WITH OTHER ORCHARD + VINEYARD (D) INCLUDED ONLY OATS + BARLEY IN 1958 + 1964

TABLE 4.---COUNTY ACRES OF IRRIGATED CROPS, 1958, 1964, 1969, 1974, 1979, 1984, 1989, 1994, AND 1999---CONTINUED

| IRRIGATED CROPS          | CLAY |      |      |      |      | COCHRAN |        |        |         |         |
|--------------------------|------|------|------|------|------|---------|--------|--------|---------|---------|
|                          | 1958 | 1964 | 1969 | 1974 | 1979 | 1984    | 1989   | 1994   | 1999    | 2004    |
| COTTON                   | 0    | 0    | 0    | 0    | 0    | 55,000  | 55,800 | 38,224 | 61,658  | 84,959  |
| FRAIN SORGHUM            | 0    | 0    | 0    | 0    | 0    | 5,000   | 28,300 | 39,801 | 37,370  | 14,418  |
| CORN                     | 0    | 0    | 0    | 0    | 0    | 300     | 200    | 275    | 0       | 0       |
| RICE                     | 0    | 0    | 0    | 0    | 0    | 0       | 0      | 0      | 0       | 0       |
| WHEAT                    | 0    | 0    | 0    | 90   | 50   | 1,000   | 700    | 1,000  | 3,461   | 4,200   |
| OTHER GRAIN (D)          | 0    | 0    | 0    | 0    | 0    | 700     | 0      | 200    | 0       | 0       |
| FORAGE CROPS             | 0    | 0    | 0    | 20   | 30   | 500     | 700    | 1,800  | 0       | 500     |
| PEANUTS                  | 0    | 0    | 0    | 0    | 0    | 0       | 0      | 0      | 0       | 0       |
| SOYBEANS                 | (A)  | (A)  | 0    | 0    | 0    | (A)     | (A)    | 400    | 70      | 50      |
| OTHER OIL CROPS          | (A)  | (A)  | 0    | 0    | 0    | (A)     | (A)    | 0      | 150     | 90      |
| CITRUS                   | 0    | 0    | 0    | 0    | 0    | 0       | 0      | 0      | 0       | 0       |
| PECANS                   | (B)  | 0    | 0    | 0    | 0    | (B)     | 0      | 0      | 0       | 0       |
| OTHER ORCHARD + VINEYARD | 0    | 50   | 50   | 75   | 170  | 0       | 0      | 0      | 14      | 14      |
| ALFALFA                  | 0    | 15   | 0    | 0    | 14   | 1,500   | 0      | 1,000  | 750     | 200     |
| OTHER PERM. HAY-PASTURE  | 0    | 90   | 140  | 160  | 175  | 1,000   | 2,300  | 1,500  | 820     | 500     |
| SUGAR BEETS              | (A)  | (A)  | 0    | 0    | 0    | (A)     | (A)    | 0      | 0       | 0       |
| IRISH POTATOES           | 0    | 0    | 0    | 0    | 0    | 150     | 0      | 0      | 0       | 0       |
| VEGETABLES-SHALLOW ROOT  | 0    | 0    | 0    | 0    | 0    | 0       | 0      | 0      | 0       | 100     |
| VEGETABLES-DEEP ROOT     | (C)  | 0    | 0    | 0    | 30   | (C)     | 0      | 400    | 5       | 50      |
| SUGAR CANE               | 0    | 0    | 0    | (A)  | 0    | 0       | 0      | 0      | (A)     | 0       |
| ALL OTHER CROPS          | 0    | 0    | 0    | 0    | 0    | 2,000   | 600    | 0      | 176     | 114     |
| TOTAL CROP ACRES IRRIG.  | 0    | 155  | 190  | 345  | 469  | 67,950  | 88,600 | 84,600 | 104,474 | 105,195 |

NOTES: (A) INCLUDED WITH ALL OTHER CROPS (C) INCLUDED WITH VEGETABLES-SHALLOW ROOT  
 (B) INCLUDED WITH OTHER ORCHARD + VINEYARD (D) INCLUDED ONLY OATS + BARLEY IN 1958 + 1964

TABLE 4.--COUNTY ACREAGES OF IRRIGATED CROPS, 1958, 1964, 1969, 1974, AND 1979--CONTINUED

| IRRIGATED CROPS          | COKE |      |      |      |      | COLEMAN |      |       |       |       |
|--------------------------|------|------|------|------|------|---------|------|-------|-------|-------|
|                          | 1958 | 1964 | 1969 | 1974 | 1979 | 1958    | 1964 | 1969  | 1974  | 1979  |
| COTTON                   | 15   | 117  | 75   | 0    | 100  | 147     | 0    | 50    | 40    | 40    |
| FRAIN SORGHUM            | 0    | 22   | 225  | 150  | 68   | 190     | 0    | 0     | 295   | 473   |
| CORN                     | 0    | 0    | 0    | 0    | 0    | 0       | 0    | 0     | 0     | 0     |
| RICE                     | 0    | 0    | 0    | 0    | 0    | 0       | 0    | 0     | 0     | 0     |
| WHEAT                    | 0    | 181  | 18   | 90   | 0    | 0       | 54   | 0     | 30    | 117   |
| OTHER GRAIN (D)          | 0    | 103  | 97   | 48   | 0    | 0       | 50   | 380   | 392   | 117   |
| FORAGE CROPS             | 70   | 149  | 20   | 0    | 83   | 0       | 15   | 311   | 398   | 430   |
| PEANUTS                  | 0    | 0    | 0    | 0    | 0    | 0       | 0    | 0     | 0     | 0     |
| SOYBEANS                 | (A)  | (A)  | 0    | 0    | 0    | (A)     | (A)  | 0     | 0     | 0     |
| OTHER OIL CROPS          | (A)  | (A)  | 0    | 0    | 0    | (A)     | (A)  | 0     | 0     | 0     |
| CITRUS                   | 0    | 0    | 0    | 0    | 0    | 0       | 0    | 0     | 0     | 0     |
| PECANS                   | (B)  | 0    | 0    | 0    | 0    | (B)     | 0    | 0     | 0     | 200   |
| OTHER ORCHARD + VINEYARD | 0    | 0    | 0    | 0    | 0    | 0       | 0    | 0     | 0     | 0     |
| ALFALFA                  | 0    | 0    | 0    | 10   | 0    | 0       | 15   | 0     | 0     | 30    |
| OTHER PERM. HAY-PASTURE  | 88   | 170  | 283  | 199  | 65   | 13      | 305  | 497   | 982   | 1,193 |
| SUGAR BEETS              | (A)  | (A)  | 0    | 0    | 0    | (A)     | (A)  | 0     | 0     | 0     |
| IRISH POTATOES           | 0    | 0    | 0    | 0    | 0    | 0       | 0    | 0     | 0     | 0     |
| VEGETABLES--SHALLOW ROOT | 0    | 0    | 0    | 0    | 0    | 0       | 0    | 0     | 5     | 5     |
| VEGETABLES--DEEP ROOT    | (C)  | 0    | 0    | 0    | 0    | (C)     | 0    | 0     | 5     | 5     |
| SUGAR CANE               | 0    | 0    | 0    | (A)  | 0    | 0       | 0    | 0     | (A)   | 0     |
| ALL OTHER CROPS          | 0    | 0    | 0    | 0    | 0    | 0       | 0    | 0     | 0     | 0     |
| TOTAL CROP ACRES IRRIG.  | 173  | 742  | 718  | 497  | 316  | 350     | 439  | 1,238 | 2,147 | 2,610 |

NOTES: (A) INCLUDED WITH ALL OTHER CROPS  
(B) INCLUDED WITH OTHER ORCHARD + VINEYARD

(C) INCLUDED WITH VEGETABLES--SHALLOW ROOT  
(D) INCLUDED ONLY OATS + BARLEY IN 1958 + 1964



TABLE 4.--COUNTY ACREAGES OF IRRIGATED CROPS, 1958, 1964, 1969, 1974, AND 1979--CONTINUED

| IRRIGATED CROPS          | COLLIN |      |      |      |      | COLLINGSWORTH |       |       |       |       |
|--------------------------|--------|------|------|------|------|---------------|-------|-------|-------|-------|
|                          | 1958   | 1964 | 1969 | 1974 | 1979 | 1958          | 1964  | 1969  | 1974  | 1979  |
| COTTON                   | 0      | 0    | 0    | 0    | 0    | 6,490         | 6,825 | 6,650 | 5,693 | 4,882 |
| GRAIN SORGHUM            | 0      | 50   | 0    | 0    | 0    | 310           | 200   | 450   | 840   | 60    |
| CORN                     | 50     | 0    | 0    | 0    | 0    | 0             | 0     | 0     | 0     | 0     |
| RICE                     | 0      | 0    | 0    | 0    | 0    | 0             | 0     | 0     | 0     | 0     |
| WHEAT                    | 15     | 0    | 0    | 0    | 0    | 110           | 300   | 150   | 745   | 100   |
| OTHER GRAIN (D)          | 40     | 0    | 0    | 0    | 0    | 0             | 0     | 0     | 0     | 0     |
| FORAGE CROPS             | 0      | 0    | 0    | 0    | 0    | 0             | 50    | 250   | 140   | 30    |
| PEANUTS                  | 0      | 0    | 0    | 0    | 0    | 0             | 0     | 0     | 435   | 462   |
| SOYBEANS                 | (A)    | (A)  | 0    | 0    | 0    | (A)           | (A)   | 0     | 0     | 0     |
| OTHER OIL CROPS          | (A)    | (A)  | 0    | 0    | 0    | (A)           | (A)   | 0     | 0     | 0     |
| CITRUS                   | 0      | 0    | 0    | 0    | 0    | 0             | 0     | 0     | 0     | 0     |
| PECANS                   | (B)    | 0    | 80   | 50   | 0    | (B)           | 0     | 0     | 0     | 0     |
| OTHER ORCHARD + VINEYARD | 0      | 0    | 0    | 0    | 0    | 0             | 0     | 0     | 0     | 0     |
| ALFALFA                  | 15     | 30   | 0    | 0    | 0    | 20            | 105   | 150   | 763   | 527   |
| OTHER PERM. HAY-PASTURE  | 0      | 150  | 30   | 155  | 0    | 0             | 60    | 100   | 359   | 20    |
| SUGAR BEETS              | (A)    | (A)  | 0    | 0    | 0    | (A)           | (A)   | 0     | 0     | 0     |
| IRISH POTATOES           | 0      | 0    | 0    | 0    | 0    | 0             | 0     | 0     | 0     | 0     |
| VEGETABLES--SHALLOW ROOT | 0      | 0    | 0    | 0    | 0    | 0             | 0     | 0     | 0     | 0     |
| VEGETABLES--DEEP ROOT    | (C)    | 0    | 25   | 0    | 0    | (C)           | 0     | 0     | 0     | 0     |
| SUGAR CANE               | 0      | 0    | 0    | (A)  | 0    | 0             | 0     | 0     | (A)   | 0     |
| ALL OTHER CROPS          | 0      | 0    | 0    | 0    | 0    | 0             | 445   | 0     | 0     | 0     |
| TOTAL CROP ACRES IRRIG.  | 120    | 270  | 135  | 205  | 0    | 6,930         | 7,985 | 7,750 | 8,975 | 6,081 |

NOTES: (A) INCLUDED WITH ALL OTHER CROPS  
 (B) INCLUDED WITH OTHER ORCHARD + VINEYARD

(C) INCLUDED WITH VEGETABLES--SHALLOW ROOT  
 (D) INCLUDED ONLY OATS + BARLEY IN 1958 + 1964

TABLE 9.--COUNTY ACREAGES OF IRRIGATED CROPS, 1958, 1964, 1969, 1974, AND 1979--CONTINUED

| IRRIGATED CROPS          | COLORADO |        |        |        |        | COMAL |      |      |      |      |
|--------------------------|----------|--------|--------|--------|--------|-------|------|------|------|------|
|                          | 1958     | 1964   | 1969   | 1974   | 1979   | 1958  | 1964 | 1969 | 1974 | 1979 |
| COTTON                   | 100      | 150    | 280    | 0      | 0      | 0     | 0    | 0    | 0    | 0    |
| FRAIN SORGHUM            | 0        | 0      | 0      | 0      | 0      | 0     | 0    | 50   | 86   | 40   |
| CORN                     | 0        | 50     | 170    | 0      | 0      | 20    | 0    | 0    | 0    | 51   |
| RICE                     | 37,085   | 36,835 | 42,011 | 47,438 | 45,660 | 0     | 0    | 0    | 0    | 0    |
| WHEAT                    | 0        | 0      | 0      | 0      | 0      | 0     | 0    | 0    | 0    | 16   |
| OTHER GRAIN (D)          | 99       | 0      | 0      | 0      | 0      | 119   | 0    | 0    | 0    | 80   |
| FORAGE CROPS             | 99       | 170    | 0      | 0      | 0      | 39    | 90   | 248  | 154  | 80   |
| PEANUTS                  | 0        | 0      | 0      | 0      | 0      | 0     | 0    | 0    | 0    | 0    |
| SOYBEANS                 | (A)      | (A)    | 0      | 0      | 0      | (A)   | (A)  | 0    | 0    | 66   |
| OTHER OIL CROPS          | (A)      | (A)    | 0      | 0      | 0      | (A)   | (A)  | 0    | 0    | 0    |
| CITRUS                   | 0        | 0      | 0      | 0      | 0      | 0     | 0    | 0    | 0    | 0    |
| PECANS                   | (B)      | 0      | 0      | 0      | 0      | (B)   | 0    | 0    | 0    | 0    |
| OTHER ORCHARD + VINEYARD | 0        | 0      | 0      | 0      | 0      | 0     | 0    | 0    | 0    | 0    |
| ALFALFA                  | 0        | 0      | 200    | 0      | 0      | 40    | 0    | 0    | 0    | 0    |
| OTHER PERM. HAY-PASTURE  | 0        | 230    | 80     | 0      | 0      | 21    | 110  | 25   | 79   | 169  |
| SUGAR BEETS              | (A)      | (A)    | 0      | 0      | 0      | (A)   | (A)  | 0    | 0    | 0    |
| IRISH POTATOES           | 0        | 0      | 0      | 0      | 0      | 0     | 0    | 0    | 0    | 0    |
| VEGETABLES--SHALLOW ROOT | 0        | 0      | 0      | 0      | 0      | 0     | 0    | 0    | 0    | 0    |
| VEGETABLES--DEEP ROOT    | (C)      | 0      | 0      | 0      | 0      | (C)   | 0    | 0    | 0    | 0    |
| SUGAR CANE               | 0        | 0      | 0      | (A)    | 0      | 0     | 0    | 0    | (A)  | 0    |
| ALL OTHER CROPS          | 0        | 50     | 0      | 40     | 25     | 123   | 0    | 0    | 0    | 0    |
| TOTAL CROP ACRES IRRIG.  | 37,383   | 37,485 | 42,741 | 47,478 | 45,685 | 362   | 200  | 323  | 319  | 502  |

NOTES: (A) INCLUDED WITH ALL OTHER CROPS  
(B) INCLUDED WITH OTHER ORCHARD + VINEYARD

(C) INCLUDED WITH VEGETABLES--SHALLOW ROOT  
(D) INCLUDED ONLY OATS + BARLEY IN 1958 + 1964

TABLE 4.--COUNTY ACRES OF IRRIGATED CROPS, 1958, 1964, 1969, 1974, 1979, 1984, 1989, 1994, AND 1999--CONTINUED

| IRRIGATED CROPS          | COMANCHE |       |        |        |        | CONCHO |       |       |      |      |
|--------------------------|----------|-------|--------|--------|--------|--------|-------|-------|------|------|
|                          | 1958     | 1964  | 1969   | 1974   | 1979   | 1984   | 1989  | 1994  | 1999 | 2004 |
| COTTON                   | 0        | 0     | 0      | 0      | 0      | 170    | 480   | 120   | 209  |      |
| GRAIN SORGHUM            | 0        | 0     | 525    | 0      | 0      | 330    | 0     | 304   | 388  |      |
| CORN                     | 0        | 0     | 300    | 0      | 0      | 0      | 0     | 0     | 0    |      |
| RICE                     | 0        | 0     | 0      | 0      | 0      | 0      | 0     | 0     | 0    |      |
| WHEAT                    | 0        | 0     | 0      | 0      | 0      | 77     | 0     | 160   | 99   |      |
| OTHER GRAIN (D)          | 65       | 0     | 0      | 0      | 0      | 0      | 0     | 0     | 0    |      |
| FORAGE CROPS             | 165      | 460   | 425    | 0      | 0      | 0      | 473   | 411   | 58   |      |
| PEANUTS                  | 885      | 1,370 | 17,526 | 20,702 | 28,866 | 0      | 0     | 0     | 0    |      |
| SOYBEANS                 | (A)      | (A)   | 0      | 0      | 0      | (A)    | 0     | 0     | 0    |      |
| OTHER OIL CROPS          | (A)      | (A)   | 0      | 0      | 0      | (A)    | 0     | 0     | 0    |      |
| CITRUS                   | 0        | 0     | 0      | 0      | 0      | 0      | 0     | 0     | 0    |      |
| PECANS                   | (B)      | 5     | 0      | 0      | 5,250  | (B)    | 0     | 0     | 0    |      |
| OTHER ORCHARD + VINEYARD | 120      | 0     | 0      | 0      | 0      | 0      | 0     | 0     | 0    |      |
| ALFALFA                  | 130      | 30    | 500    | 40     | 0      | 0      | 0     | 0     | 45   |      |
| OTHER PERM. HAY-PASTURE  | 215      | 713   | 750    | 975    | 725    | 0      | 577   | 233   | 107  |      |
| SUGAR BEETS              | (A)      | (A)   | 0      | 0      | 0      | (A)    | 0     | 0     | 0    |      |
| IRISH POTATOES           | 0        | 0     | 0      | 0      | 0      | 0      | 0     | 0     | 0    |      |
| VEGETABLES--SHALLOW ROOT | 15       | 12    | 0      | 0      | 0      | 0      | 0     | 0     | 0    |      |
| VEGETABLES--DEEP ROOT    | (C)      | 0     | 0      | 0      | 0      | (C)    | 0     | 0     | 0    |      |
| SUGAR CANE               | 0        | 0     | 0      | (A)    | 0      | 0      | 0     | (A)   | 0    |      |
| ALL OTHER CROPS          | 0        | 5     | 0      | 0      | 0      | 0      | 0     | 0     | 0    |      |
| TOTAL CROP ACRES IRRIG.  | 1,595    | 2,595 | 20,026 | 21,717 | 34,841 | 500    | 1,530 | 1,228 | 906  |      |

NOTES: (A) INCLUDED WITH ALL OTHER CROPS  
 (B) INCLUDED WITH OTHER ORCHARD + VINEYARD  
 (C) INCLUDED WITH VEGETABLES--SHALLOW ROOT  
 (D) INCLUDED ONLY OATS + BARLEY IN 1958 + 1964

TABLE 4.--COUNTY ACREAGES OF IRRIGATED CROPS, 1958, 1964, 1969, 1974, AND 1979--CONTINUED

| IRRIGATED CROPS          | COOKE |      |      |      |      | CORYELL |      |      |      |      |
|--------------------------|-------|------|------|------|------|---------|------|------|------|------|
|                          | 1958  | 1964 | 1969 | 1974 | 1979 | 1958    | 1964 | 1969 | 1974 | 1979 |
| COTTON                   | 0     | 0    | 0    | 0    | 0    | 200     | 50   | 50   | 50   | 0    |
| CRAIN SORGHUM            | 0     | 0    | 0    | 0    | 0    | 25      | 165  | 115  | 140  | 150  |
| CORN                     | 0     | 0    | 0    | 0    | 60   | 25      | 50   | 75   | 50   | 0    |
| PICE                     | 0     | 0    | 0    | 0    | 0    | 0       | 0    | 0    | 0    | 0    |
| WHEAT                    | 0     | 0    | 0    | 0    | 0    | 0       | 0    | 0    | 0    | 0    |
| OTHER GRAIN (D)          | 0     | 0    | 0    | 0    | 0    | 0       | 0    | 0    | 0    | 0    |
| FORAGE CROPS             | 0     | 50   | 0    | 0    | 0    | 0       | 50   | 0    | 0    | 150  |
| PEANUTS                  | 0     | 4    | 207  | 134  | 129  | 25      | 15   | 70   | 70   | 0    |
| SOYBEANS                 | (A)   | (A)  | 0    | 0    | 0    | (A)     | (A)  | 0    | 0    | 0    |
| OTHER OIL CROPS          | (A)   | (A)  | 0    | 0    | 0    | (A)     | (A)  | 0    | 0    | 0    |
| CITRUS                   | 0     | 0    | 0    | 0    | 0    | 0       | 0    | 0    | 0    | 0    |
| PECANS                   | (B)   | 0    | 0    | 0    | 100  | (B)     | 0    | 0    | 0    | 0    |
| OTHER ORCHARD + VINEYARD | 0     | 0    | 0    | 0    | 0    | 0       | 0    | 0    | 0    | 0    |
| ALFALFA                  | 0     | 0    | 0    | 0    | 0    | 20      | 65   | 0    | 0    | 0    |
| OTHER PERM. HAY-PASTURE  | 0     | 234  | 190  | 245  | 95   | 0       | 230  | 355  | 355  | 190  |
| SUGAR BEETS              | (A)   | (A)  | 0    | 0    | 0    | (A)     | (A)  | 0    | 0    | 0    |
| IRISH POTATOES           | 0     | 0    | 0    | 0    | 0    | 0       | 0    | 0    | 0    | 0    |
| VEGETABLES--SHALLOW ROOT | 0     | 0    | 0    | 0    | 0    | 20      | 20   | 0    | 0    | 0    |
| VEGETABLES--DEEP ROOT    | (C)   | 0    | 0    | 0    | 0    | (C)     | 0    | 0    | 0    | 0    |
| SUGAR CANE               | 0     | 0    | 0    | (A)  | 0    | 0       | 0    | 0    | (A)  | 0    |
| ALL OTHER CROPS          | 0     | 0    | 0    | 0    | 0    | 0       | 0    | 0    | 0    | 0    |
| TOTAL CROP ACRES IRRIG.  | 0     | 288  | 397  | 379  | 384  | 355     | 645  | 665  | 665  | 490  |

NOTES: (A) INCLUDED WITH ALL OTHER CROPS  
(B) INCLUDED WITH OTHER ORCHARD + VINEYARD

(C) INCLUDED WITH VEGETABLES--SHALLOW ROOT  
(D) INCLUDED ONLY OATS + BARLEY IN 1958 + 1964

TABLE 4.---COUNTY ACRES OF IRRIGATED CROPS, 1958, 1964, 1969, 1974, 1979, 1984, AND 1979---CONTINUED

| IRRIGATED CROPS          | CATTLE |        |       |       |       | CRANE |      |      |      |      |
|--------------------------|--------|--------|-------|-------|-------|-------|------|------|------|------|
|                          | 1958   | 1964   | 1969  | 1974  | 1979  | 1958  | 1964 | 1969 | 1974 | 1979 |
| COTTON                   | 11,455 | 11,860 | 2,100 | 3,000 | 920   | 0     | 0    | 0    | 0    | 0    |
| GRAIN SORGHUM            | 165    | 125    | 600   | 1,000 | 0     | 0     | 0    | 0    | 0    | 0    |
| CORN                     | 0      | 0      | 0     | 0     | 0     | 0     | 0    | 0    | 0    | 0    |
| RICE                     | 0      | 0      | 0     | 0     | 0     | 0     | 0    | 0    | 0    | 0    |
| WHEAT                    | 600    | 890    | 850   | 1,000 | 80    | 0     | 0    | 0    | 0    | 0    |
| OTHER GRAIN (D)          | 100    | 250    | 0     | 0     | 0     | 0     | 0    | 0    | 0    | 0    |
| FORAGE CROPS             | 0      | 550    | 550   | 1,000 | 50    | 0     | 0    | 0    | 0    | 0    |
| PEANUTS                  | 0      | 0      | 0     | 0     | 0     | 0     | 0    | 0    | 0    | 0    |
| SOYBEANS                 | (A)    | (A)    | 0     | 0     | 0     | (A)   | (A)  | 0    | 0    | 0    |
| OTHER OIL CROPS          | (A)    | (A)    | 200   | 100   | 0     | (A)   | (A)  | 0    | 0    | 0    |
| CITRUS                   | 0      | 0      | 0     | 0     | 0     | 0     | 0    | 0    | 0    | 0    |
| PECANS                   | (B)    | 0      | 0     | 0     | 0     | (B)   | 0    | 0    | 0    | 0    |
| OTHER ORCHARD + VINEYARD | 0      | 0      | 0     | 0     | 0     | 0     | 0    | 0    | 0    | 0    |
| ALFALFA                  | 160    | 175    | 630   | 500   | 365   | 0     | 0    | 0    | 0    | 0    |
| OTHER PERM. HAY-PASTURE  | 0      | 425    | 520   | 200   | 0     | 0     | 0    | 0    | 0    | 0    |
| SUGAR BEETS              | (A)    | (A)    | 0     | 0     | 0     | (A)   | (A)  | 0    | 0    | 0    |
| IRISH POTATOES           | 0      | 0      | 0     | 0     | 0     | 0     | 0    | 0    | 0    | 0    |
| VEGETABLES--SHALLOW ROOT | 0      | 0      | 0     | 0     | 0     | 0     | 0    | 0    | 0    | 0    |
| VEGETABLES--DEEP ROOT    | (C)    | 0      | 0     | 0     | 40    | (C)   | 0    | 0    | 0    | 0    |
| SUGAR CANE               | 0      | 0      | 0     | (A)   | 0     | 0     | 0    | 0    | (A)  | 0    |
| ALL OTHER CROPS          | 0      | 0      | 0     | 0     | 0     | 0     | 0    | 0    | 0    | 0    |
| TOTAL CROP ACRES IRRIG.  | 12,480 | 13,875 | 5,450 | 6,800 | 1,455 | 0     | 0    | 0    | 0    | 0    |

NOTES: (A) INCLUDED WITH ALL OTHER CROPS  
(B) INCLUDED WITH OTHER ORCHARD + VINEYARD

(C) INCLUDED WITH VEGETABLES--SHALLOW ROOT  
(D) INCLUDED ONLY OATS + BARLEY IN 1958 + 1964

TABLE 4.--COUNTY ACREAGES OF IRRIGATED CROPS, 1958, 1964, 1969, 1974, AND 1979--CONTINUED

| IRRIGATED CROPS          | CROCKETT |       |       |       |      | CROSBY  |         |         |         |        |
|--------------------------|----------|-------|-------|-------|------|---------|---------|---------|---------|--------|
|                          | 1958     | 1964  | 1969  | 1974  | 1979 | 1958    | 1964    | 1969    | 1974    | 1979   |
| COTTON                   | 88       | 0     | 0     | 0     | 0    | 91,000  | 89,900  | 84,360  | 112,895 | 24,820 |
| GRAIN SORGHUM            | 0        | 0     | 0     | 355   | 0    | 97,310  | 41,100  | 63,565  | 46,000  | 15,663 |
| CORN                     | 0        | 0     | 0     | 0     | 0    | 1,500   | 900     | 400     | 200     | 67     |
| RICE                     | 0        | 0     | 0     | 0     | 0    | 0       | 0       | 0       | 0       | 0      |
| WHEAT                    | 0        | 317   | 193   | 0     | 619  | 12,000  | 26,200  | 3,022   | 1,000   | 740    |
| OTHER GRAIN (D)          | 0        | 203   | 499   | 587   | 0    | 4,800   | 3,200   | 0       | 100     | 0      |
| FORAGE CROPS             | 85       | 651   | 945   | 20    | 0    | 1,000   | 5,700   | 700     | 400     | 800    |
| PEANUTS                  | 0        | 0     | 0     | 0     | 0    | 0       | 0       | 75      | 58      | 70     |
| SOYBEANS                 | (A)      | (A)   | 0     | 0     | 0    | (A)     | (A)     | 12,000  | 2,679   | 5,984  |
| OTHER OIL CROPS          | (A)      | (A)   | 0     | 0     | 0    | (A)     | (A)     | 0       | 180     | 2,696  |
| CITRUS                   | 0        | 0     | 0     | 0     | 0    | 0       | 0       | 0       | 0       | 0      |
| PECANS                   | (B)      | 0     | 0     | 0     | 0    | (B)     | 0       | 0       | 30      | 135    |
| OTHER ORCHARD + VINEYARD | 0        | 0     | 0     | 0     | 0    | 0       | 0       | 0       | 0       | 0      |
| ALFALFA                  | 30       | 0     | 8     | 8     | 20   | 200     | 400     | 500     | 510     | 650    |
| OTHER PERM. HAY-PASTURE  | 602      | 430   | 396   | 258   | 270  | 100     | 1,900   | 1,158   | 500     | 325    |
| SUGAR BEETS              | (A)      | (A)   | 0     | 0     | 0    | (A)     | (A)     | 0       | 0       | 0      |
| IRISH POTATOES           | 0        | 0     | 0     | 0     | 0    | 300     | 0       | 60      | 0       | 0      |
| VEGETABLES--SHALLOW ROOT | 0        | 0     | 0     | 0     | 0    | 1,000   | 100     | 615     | 150     | 300    |
| VEGETABLES--DEEP ROOT    | (C)      | 0     | 0     | 0     | 0    | (C)     | 0       | 2,285   | 153     | 550    |
| SUGAR CANE               | 0        | 0     | 0     | (A)   | 0    | 0       | 0       | 0       | (A)     | 0      |
| ALL OTHER CROPS          | 0        | 55    | 0     | 0     | 0    | 2,500   | 1,000   | 0       | 0       | 0      |
| TOTAL CROP ACRES IRRIG.  | 805      | 1,656 | 2,041 | 1,228 | 909  | 211,710 | 170,400 | 168,740 | 164,855 | 52,800 |

NOTES: (A) INCLUDED WITH ALL OTHER CROPS  
(B) INCLUDED WITH OTHER ORCHARD + VINEYARD

(C) INCLUDED WITH VEGETABLES--SHALLOW ROOT  
(D) INCLUDED ONLY OATS + BARLEY IN 1958 + 1964

TABLE 4.--COUNTY ACREAGES OF IRRIGATED CROPS, 1958, 1964, 1969, 1974, AND 1979--CONTINUED

| IRRIGATED CROPS          | CULBERSON |        |       |       |        | DALLAM |        |         |         |         |
|--------------------------|-----------|--------|-------|-------|--------|--------|--------|---------|---------|---------|
|                          | 1958      | 1964   | 1969  | 1974  | 1979   | 1958   | 1964   | 1969    | 1974    | 1979    |
| COTTON                   | 6,360     | 4,910  | 3,527 | 3,486 | 7,756  | 0      | 0      | 0       | 0       | 0       |
| GRAIN SORGHUM            | 750       | 2,125  | 1,705 | 1,489 | 5,211  | 15,655 | 49,250 | 80,000  | 46,320  | 58,800  |
| CORN                     | 0         | 0      | 320   | 30    | 218    | 0      | 0      | 3,000   | 44,240  | 66,690  |
| RICE                     | 0         | 0      | 0     | 0     | 0      | 0      | 0      | 0       | 0       | 0       |
| WHEAT                    | 0         | 0      | 550   | 345   | 1,246  | 20,150 | 20,550 | 35,000  | 54,400  | 80,758  |
| OTHER GRAIN (D)          | 1,325     | 1,725  | 624   | 745   | 2,767  | 0      | 0      | 1,500   | 8,000   | 1,000   |
| FORAGE CROPS             | 700       | 940    | 1,387 | 764   | 130    | 3,620  | 3,610  | 7,000   | 500     | 20,744  |
| PEANUTS                  | 0         | 0      | 0     | 0     | 0      | 0      | 0      | 0       | 0       | 0       |
| SOYBEANS                 | (A)       | (A)    | 0     | 0     | 74     | (A)    | (A)    | 0       | 0       | 1,500   |
| OTHER OIL CROPS          | (A)       | (A)    | 0     | 0     | 0      | (A)    | (A)    | 0       | 0       | 1,100   |
| CITRUS                   | 0         | 0      | 0     | 0     | 0      | 0      | 0      | 0       | 0       | 0       |
| PECANS                   | (B)       | 0      | 20    | 30    | 510    | (B)    | 0      | 0       | 0       | 0       |
| OTHER ORCHARD + VINEYARD | 0         | 0      | 0     | 0     | 12     | 0      | 0      | 0       | 0       | 0       |
| ALFALFA                  | 420       | 300    | 345   | 395   | 2,162  | 1,500  | 2,750  | 2,000   | 4,800   | 8,000   |
| OTHER PERM. HAY-PASTURE  | 0         | 75     | 294   | 145   | 130    | 800    | 810    | 900     | 2,540   | 2,000   |
| SUGAR BEETS              | (A)       | (A)    | 0     | 0     | 0      | (A)    | (A)    | 1,551   | 100     | 0       |
| IRISH POTATOES           | 0         | 0      | 0     | 0     | 0      | 500    | 0      | 0       | 0       | 0       |
| VEGETABLES--SHALLOW ROOT | 0         | 100    | 155   | 1,000 | 840    | 0      | 0      | 0       | 0       | 0       |
| VEGETABLES--DEEP ROOT    | (C)       | 130    | 95    | 0     | 49     | (C)    | 0      | 0       | 0       | 0       |
| SUGAR CANE               | 0         | 0      | 0     | (A)   | 0      | 0      | 0      | 0       | (A)     | 0       |
| ALL OTHER CROPS          | 350       | 175    | 0     | 0     | 0      | 0      | 0      | 0       | 0       | 0       |
| TOTAL CROP ACRES IRRIG.  | 9,905     | 10,440 | 9,022 | 8,429 | 21,105 | 42,225 | 76,970 | 130,951 | 160,900 | 240,592 |

NOTES: (A) INCLUDED WITH ALL OTHER CROPS  
(B) INCLUDED WITH OTHER ORCHARD + VINEYARD

(C) INCLUDED WITH VEGETABLES--SHALLOW ROOT  
(D) INCLUDED ONLY OATS + BARLEY IN 1958 + 1964

TABLE 4.---COUNTY ACREAGES OF IRRIGATED CROPS, 1958, 1964, 1969, 1974, 1979, 1984, AND 1979--CONTINUED

| IRRIGATED CROPS          | DALLAS |       |      |      |      | DAWSON |         |        |        |        |
|--------------------------|--------|-------|------|------|------|--------|---------|--------|--------|--------|
|                          | 1958   | 1964  | 1969 | 1974 | 1979 | 1958   | 1964    | 1969   | 1974   | 1979   |
| COTTON                   | 0      | 0     | 0    | 0    | 0    | 56,000 | 95,000  | 61,150 | 34,300 | 56,200 |
| GRAIN SORGHUM*           | 0      | 0     | 35   | 0    | 0    | 12,000 | 4,050   | 10,000 | 14,560 | 0      |
| CORN                     | 0      | 0     | 0    | 0    | 0    | 0      | 0       | 0      | 0      | 0      |
| RICE                     | 0      | 0     | 0    | 0    | 0    | 0      | 0       | 0      | 0      | 0      |
| WHEAT                    | 0      | 46    | 0    | 0    | 0    | 0      | 500     | 1,000  | 1,000  | 0      |
| OTHER GRAIN (D)          | 100    | 308   | 0    | 0    | 0    | 0      | 1,500   | 1,000  | 500    | 0      |
| FORAGE CROPS             | 460    | 30    | 0    | 80   | 0    | 800    | 0       | 2,000  | 300    | 0      |
| PEANUTS                  | 0      | 0     | 0    | 0    | 0    | 0      | 0       | 0      | 0      | 0      |
| SOYBEANS                 | (A)    | (A)   | 0    | 0    | 0    | (A)    | (A)     | 0      | 0      | 0      |
| OTHER OIL CROPS          | (A)    | (A)   | 0    | 0    | 0    | (A)    | (A)     | 160    | 0      | 0      |
| CITRUS                   | 0      | 0     | 0    | 0    | 0    | 0      | 0       | 0      | 0      | 0      |
| PECANS                   | (B)    | 30    | 0    | 0    | 0    | (B)    | 0       | 20     | 0      | 0      |
| OTHER ORCHARD + VINEYARD | 0      | 0     | 0    | 0    | 0    | 0      | 0       | 0      | 0      | 0      |
| ALFALFA                  | 875    | 85    | 40   | 40   | 0    | 700    | 400     | 800    | 1,000  | 500    |
| OTHER PERM. HAY-PASTURE  | 0      | 495   | 0    | 0    | 0    | 500    | 550     | 450    | 300    | 0      |
| SUGAR BEETS              | (A)    | (A)   | 0    | 0    | 0    | (A)    | (A)     | 0      | 0      | 0      |
| IRISH POTATOES           | 0      | 4     | 0    | 0    | 0    | 0      | 0       | 0      | 0      | 0      |
| VEGETABLES--SHALLOW ROOT | 285    | 5     | 220  | 135  | 0    | 0      | 0       | 0      | 0      | 0      |
| VEGETABLES--DEEP ROOT    | (C)    | 462   | 55   | 50   | 0    | (C)    | 0       | 20     | 0      | 0      |
| SUGAR CANE               | 0      | 0     | 0    | (A)  | 0    | 0      | 0       | 0      | (A)    | 0      |
| ALL OTHER CROPS          | 45     | 30    | 0    | 30   | 0    | 2,500  | 0       | 0      | 60     | 0      |
| TOTAL CROP ACRES IRRIG.  | 1,765  | 1,495 | 350  | 335  | 0    | 72,500 | 102,000 | 76,600 | 52,020 | 56,700 |

NOTES: (A) INCLUDED WITH ALL OTHER CROPS (C) INCLUDED WITH VEGETABLES--SHALLOW ROOT  
 (B) INCLUDED WITH OTHER ORCHARD + VINEYARD (D) INCLUDED ONLY OATS + BARLEY IN 1958 + 1964



TABLE 4.--COUNTY ACREAGES OF IRRIGATED CROPS, 1958, 1964, 1969, 1974, AND 1979--CONTINUED

| IRRIGATED CROPS          | DEAF SMITH |         |         |         |         | DELTA |      |      |      |      |
|--------------------------|------------|---------|---------|---------|---------|-------|------|------|------|------|
|                          | 1958       | 1964    | 1969    | 1974    | 1979    | 1958  | 1964 | 1969 | 1974 | 1979 |
| COTTON                   | 10,058     | 10,763  | 5,000   | 3,876   | 8,505   | 0     | 0    | 0    | 0    | 0    |
| GRAIN SORGHUM            | 129,539    | 152,354 | 126,000 | 90,000  | 80,000  | 0     | 0    | 0    | 0    | 0    |
| CORN                     | 1,075      | 1,364   | 4,000   | 45,000  | 50,659  | 0     | 0    | 0    | 0    | 0    |
| RICE                     | 0          | 0       | 0       | 0       | 0       | 0     | 0    | 0    | 0    | 0    |
| WHEAT                    | 113,500    | 82,877  | 68,000  | 120,000 | 110,000 | 0     | 0    | 0    | 0    | 0    |
| OTHER GRAIN (D)          | 4,500      | 20,173  | 2,000   | 6,637   | 5,426   | 0     | 0    | 0    | 0    | 0    |
| FORAGE CROPS             | 7,750      | 10,000  | 25,000  | 7,752   | 4,000   | 0     | 0    | 0    | 0    | 0    |
| PEANUTS                  | 0          | 0       | 0       | 0       | 0       | 0     | 0    | 0    | 0    | 0    |
| SOYBEANS                 | (A)        | (A)     | 6,000   | 2,878   | 3,500   | (A)   | (A)  | 0    | 0    | 0    |
| OTHER OIL CROPS          | (A)        | (A)     | 100     | 0       | 1,000   | (A)   | (A)  | 0    | 0    | 0    |
| CITRUS                   | 0          | 0       | 0       | 0       | 0       | 0     | 0    | 0    | 0    | 0    |
| PECANS                   | (B)        | 0       | 0       | 60      | 60      | (B)   | 0    | 0    | 0    | 0    |
| OTHER ORCHARD + VINEYARD | 0          | 0       | 0       | 0       | 0       | 0     | 0    | 0    | 0    | 0    |
| ALFALFA                  | 1,535      | 2,500   | 4,000   | 6,000   | 6,000   | 0     | 0    | 0    | 0    | 0    |
| OTHER PERM. HAY-PASTURE  | 0          | 3,269   | 3,000   | 11,800  | 11,800  | 0     | 0    | 0    | 0    | 0    |
| SUGAR BEETS              | (A)        | (A)     | 18,900  | 9,050   | 8,000   | (A)   | (A)  | 0    | 0    | 0    |
| IRISH POTATOES           | 3,550      | 4,000   | 6,000   | 6,000   | 6,000   | 0     | 0    | 0    | 0    | 0    |
| VEGETABLES--SHALLOW ROOT | 10,203     | 6,900   | 5,000   | 2,500   | 2,500   | 0     | 0    | 0    | 0    | 0    |
| VEGETABLES--DEEP ROOT    | (C)        | 2,000   | 4,000   | 1,500   | 1,500   | (C)   | 0    | 0    | 0    | 0    |
| SUGAR CANE               | 0          | 0       | 0       | (A)     | 0       | 0     | 0    | 0    | (A)  | 0    |
| ALL OTHER CROPS          | 950        | 12,000  | 1,000   | 1,000   | 0       | 0     | 0    | 0    | 0    | 0    |
| TOTAL CROP ACRES IRRIG.  | 282,660    | 308,200 | 278,000 | 314,053 | 298,950 | 0     | 0    | 0    | 0    | 0    |

NOTES: (A) INCLUDED WITH ALL OTHER CROPS  
(B) INCLUDED WITH OTHER ORCHARD + VINEYARD

(C) INCLUDED WITH VEGETABLES--SHALLOW ROOT  
(D) INCLUDED ONLY OATS + BARLEY IN 1958 + 1964

TABLE 4.--COUNTY ACREAGES OF IRRIGATED CROPS, 1958, 1964, 1969, 1974, AND 1979--CONTINUED

| IRRIGATED CROPS          | DENTON |      |      |      |      | DEWITT |       |      |       |      |
|--------------------------|--------|------|------|------|------|--------|-------|------|-------|------|
|                          | 1958   | 1964 | 1969 | 1974 | 1979 | 1958   | 1964  | 1969 | 1974  | 1979 |
| COTTON                   | 0      | 0    | 0    | 0    | 0    | 0      | 0     | 35   | 0     | 0    |
| GRAIN SORGHUM            | 0      | 200  | 0    | 0    | 0    | 0      | 5     | 0    | 0     | 0    |
| CORN                     | 150    | 0    | 0    | 0    | 0    | 0      | 0     | 0    | 0     | 0    |
| RICE                     | 0      | 0    | 0    | 0    | 0    | 0      | 0     | 0    | 0     | 0    |
| WHEAT                    | 50     | 0    | 0    | 0    | 0    | 0      | 143   | 0    | 0     | 0    |
| OTHER GRAIN (D)          | 80     | 0    | 0    | 0    | 0    | 0      | 0     | 0    | 0     | 0    |
| FORAGE CROPS             | 30     | 0    | 0    | 0    | 0    | 420    | 809   | 333  | 368   | 150  |
| PEANUTS                  | 0      | 0    | 135  | 280  | 230  | 0      | 0     | 50   | 50    | 40   |
| SOYBEANS                 | (A)    | (A)  | 0    | 0    | 0    | (A)    | (A)   | 0    | 0     | 0    |
| OTHER OIL CROPS          | (A)    | (A)  | 0    | 0    | 0    | (A)    | (A)   | 0    | 0     | 0    |
| CITRUS                   | 0      | 0    | 0    | 0    | 0    | 0      | 0     | 0    | 0     | 0    |
| PECANS                   | (B)    | 0    | 0    | 0    | 0    | (B)    | 0     | 0    | 0     | 0    |
| OTHER ORCHARD + VINEYARD | 350    | 0    | 0    | 0    | 0    | 0      | 0     | 0    | 0     | 0    |
| ALFALFA                  | 1,065  | 100  | 0    | 0    | 0    | 10     | 119   | 0    | 0     | 0    |
| OTHER PERM. HAY-PASTURE  | 430    | 90   | 245  | 80   | 240  | 340    | 434   | 473  | 838   | 250  |
| SUGAR BEETS              | (A)    | (A)  | 0    | 0    | 0    | (A)    | (A)   | 0    | 0     | 0    |
| IRISH POTATOES           | 0      | 0    | 0    | 0    | 0    | 0      | 0     | 0    | 0     | 0    |
| VEGETABLES--SHALLOW ROOT | 10     | 0    | 0    | 0    | 0    | 0      | 0     | 0    | 0     | 0    |
| VEGETABLES--DEEP ROOT    | (C)    | 0    | 0    | 0    | 0    | (C)    | 0     | 0    | 0     | 0    |
| SUGAR CANE               | 0      | 0    | 0    | (A)  | 0    | (A)    | 0     | 0    | (A)   | 0    |
| ALL OTHER CROPS          | 0      | 0    | 30   | 0    | 0    | 0      | 794   | 0    | 0     | 0    |
| TOTAL CROP ACRES IRRIG.  | 2,165  | 390  | 410  | 360  | 470  | 770    | 2,304 | 891  | 1,256 | 440  |

NOTES: (A) INCLUDED WITH ALL OTHER CROPS (C) INCLUDED WITH VEGETABLES--SHALLOW ROOT  
 (B) INCLUDED WITH OTHER ORCHARD + VINEYARD (D) INCLUDED ONLY OATS + BARLEY IN 1958 + 1964

TABLE 4.--COUNTY ACREAGES OF IRRIGATED CROPS, 1958, 1964, 1969, 1974, AND 1979--CONTINUED

| IRRIGATED CROPS          | DICKENS |        |        |        |        | DIMMIT |        |        |        |        |
|--------------------------|---------|--------|--------|--------|--------|--------|--------|--------|--------|--------|
|                          | 1958    | 1964   | 1969   | 1974   | 1979   | 1958   | 1964   | 1969   | 1974   | 1979   |
| COTTON                   | 10,504  | 11,544 | 13,587 | 10,120 | 11,082 | 850    | 400    | 400    | 400    | 6,050  |
| GRAIN SORGHUM            | 0       | 0      | 1,500  | 5,967  | 400    | 3,300  | 1,150  | 1,150  | 3,400  | 515    |
| CORN                     | 0       | 0      | 0      | 0      | 0      | 0      | 20     | 1,020  | 1,300  | 2,311  |
| RICE                     | 0       | 0      | 0      | 0      | 0      | 0      | 0      | 0      | 0      | 0      |
| WHEAT                    | 0       | 200    | 300    | 300    | 1,200  | 0      | 0      | 0      | 736    | 272    |
| OTHER GRAIN (D)          | 0       | 0      | 250    | 0      | 0      | 0      | 2,210  | 1,500  | 0      | 60     |
| FORAGE CROPS             | 0       | 0      | 2,060  | 2,200  | 0      | 2,200  | 3,995  | 12,500 | 12,815 | 739    |
| PEANUTS                  | 0       | 0      | 0      | 0      | 0      | 0      | 0      | 7      | 0      | 0      |
| SOYBEANS                 | (A)     | (A)    | 0      | 0      | 0      | (A)    | (A)    | 0      | 0      | 0      |
| OTHER OIL CROPS          | (A)     | (A)    | 0      | 0      | 0      | (A)    | (A)    | 5      | 0      | 0      |
| CITRUS                   | 0       | 0      | 0      | 0      | 0      | 375    | 455    | 495    | 495    | 467    |
| PECANS                   | (B)     | 0      | 0      | 0      | 25     | (B)    | 200    | 217    | 217    | 460    |
| OTHER ORCHARD + VINEYARD | 0       | 0      | 0      | 0      | 0      | 0      | 0      | 0      | 0      | 0      |
| ALFALFA                  | 0       | 0      | 150    | 200    | 250    | 0      | 20     | 60     | 625    | 0      |
| OTHER PERM. HAY-PASTURE  | 0       | 250    | 1,200  | 350    | 0      | 3,050  | 2,668  | 4,850  | 1,000  | 0      |
| SUGAR BEETS              | (A)     | (A)    | 0      | 0      | 0      | (A)    | (A)    | 0      | 0      | 0      |
| IRISH POTATOES           | 0       | 0      | 0      | 0      | 0      | 0      | 0      | 0      | 0      | 0      |
| VEGETABLES--SHALLOW ROOT | 0       | 0      | 0      | 0      | 0      | 11,325 | 8,170  | 5,010  | 2,630  | 1,210  |
| VEGETABLES--DEEP ROOT    | (C)     | 0      | 0      | 0      | 0      | (C)    | 1,595  | 2,730  | 1,700  | 2,009  |
| SUGAR CANE               | 0       | 0      | 0      | (A)    | 0      | 0      | 0      | 0      | (A)    | 0      |
| ALL OTHER CROPS          | 0       | 0      | 0      | 0      | 0      | 0      | 0      | 0      | 0      | 0      |
| TOTAL CROP ACRES IRRIG.  | 10,504  | 11,994 | 19,047 | 19,137 | 12,957 | 21,100 | 20,883 | 29,944 | 25,318 | 14,093 |

NOTES: (A) INCLUDED WITH ALL OTHER CROPS  
(B) INCLUDED WITH OTHER ORCHARD + VINEYARD

(C) INCLUDED WITH VEGETABLES--SHALLOW ROOT  
(D) INCLUDED ONLY OATS + BARLEY IN 1958 + 1964

TABLE 4.--COUNTY ACRES OF IRRIGATED CROPS, 1958, 1964, 1969, 1974, AND 1979--CONTINUED

| IRRIGATED CROPS          | DONLEY |        |        |        |        | DUVAL |       |       |       |       |
|--------------------------|--------|--------|--------|--------|--------|-------|-------|-------|-------|-------|
|                          | 1958   | 1964   | 1969   | 1974   | 1979   | 1958  | 1964  | 1969  | 1974  | 1979  |
| COTTON                   | 820    | 5,140  | 4,495  | 5,850  | 11,171 | 0     | 0     | 20    | 0     | 738   |
| GRAIN SORGHUM            | 2,140  | 1,440  | 6,500  | 7,200  | 2,006  | 0     | 50    | 40    | 669   | 933   |
| CORN                     | 0      | 0      | 0      | 0      | 516    | 0     | 0     | 0     | 0     | 0     |
| PICE                     | 0      | 0      | 0      | 0      | 0      | 0     | 0     | 0     | 0     | 0     |
| WHEAT                    | 500    | 3,000  | 2,440  | 2,050  | 2,374  | 0     | 0     | 0     | 0     | 675   |
| OTHER GRAIN (D)          | 0      | 0      | 0      | 250    | 0      | 0     | 0     | 0     | 0     | 260   |
| FORAGE CROPS             | 0      | 450    | 340    | 0      | 0      | 0     | 0     | 660   | 0     | 120   |
| PEANUTS                  | 0      | 0      | 0      | 0      | 0      | 0     | 0     | 498   | 498   | 541   |
| SOYBEANS                 | (A)    | (A)    | 0      | 0      | 453    | (A)   | (A)   | 0     | 0     | 0     |
| OTHER OIL CROPS          | (A)    | (A)    | 0      | 0      | 0      | (A)   | (A)   | 480   | 0     | 0     |
| CITRUS                   | 0      | 0      | 0      | 0      | 0      | 0     | 0     | 0     | 0     | 0     |
| PECANS                   | (B)    | 0      | 0      | 0      | 0      | (B)   | 0     | 0     | 0     | 0     |
| OTHER ORCHARD + VINEYARD | 0      | 0      | 60     | 0      | 0      | 0     | 0     | 200   | 120   | 320   |
| ALFALFA                  | 0      | 2,160  | 2,503  | 3,100  | 608    | 60    | 0     | 0     | 0     | 0     |
| OTHER PERM. HAY-PASTURE  | 0      | 600    | 341    | 1,212  | 0      | 60    | 440   | 965   | 1,240 | 20    |
| SUGAR BEETS              | (A)    | (A)    | 0      | 0      | 0      | (A)   | (A)   | 0     | 0     | 0     |
| IRISH POTATOES           | 0      | 0      | 0      | 0      | 0      | 0     | 0     | 0     | 0     | 0     |
| VEGETABLES--SHALLOW ROOT | 0      | 0      | 0      | 0      | 0      | 0     | 50    | 0     | 0     | 0     |
| VEGETABLES--DEEP ROOT    | (C)    | 0      | 0      | 0      | 0      | (C)   | 624   | 1,248 | 1,653 | 2,163 |
| SUGAR CANE               | 0      | 0      | 0      | (A)    | 0      | 0     | 0     | 0     | (A)   | 0     |
| ALL OTHER CROPS          | 0      | 70     | 0      | 0      | 0      | 185   | 0     | 0     | 0     | 0     |
| TOTAL CROP ACRES IRRIG.  | 3,460  | 12,860 | 16,679 | 19,662 | 17,128 | 305   | 1,164 | 4,111 | 4,180 | 5,770 |

NOTES: (A) INCLUDED WITH ALL OTHER CROPS

(B) INCLUDED WITH OTHER ORCHARD + VINEYARD

(C) INCLUDED WITH VEGETABLES--SHALLOW ROOT

(D) INCLUDED ONLY OATS + BARLEY IN 1958 + 1964

TABLE 4.--COUNTY ACREAGES OF IRRIGATED CROPS, 1958, 1964, 1969, 1974, AND 1979--CONTINUED

| IRRIGATED CROPS          | EASTLAND |      |        |        |        | ECTOR |       |       |       |       |
|--------------------------|----------|------|--------|--------|--------|-------|-------|-------|-------|-------|
|                          | 1958     | 1964 | 1969   | 1974   | 1979   | 1958  | 1964  | 1969  | 1974  | 1979  |
| COTTON                   | 0        | 0    | 5      | 0      | 0      | 0     | 285   | 202   | 190   | 200   |
| GRAIN SORGHUM            | 0        | 40   | 50     | 50     | 0      | 0     | 150   | 300   | 400   | 400   |
| CORN                     | 0        | 10   | 0      | 0      | 0      | 0     | 0     | 0     | 0     | 0     |
| RICE                     | 0        | 0    | 0      | 0      | 0      | 0     | 0     | 0     | 0     | 0     |
| WHEAT                    | 0        | 30   | 0      | 0      | 0      | 0     | 0     | 0     | 60    | 120   |
| OTHER GRAIN (D)          | 6        | 34   | 0      | 0      | 0      | 0     | 500   | 0     | 188   | 250   |
| FORAGE CROPS             | 0        | 10   | 0      | 0      | 0      | 0     | 500   | 2,250 | 320   | 535   |
| PEANUTS                  | 170      | 374  | 9,109  | 8,991  | 11,855 | 0     | 0     | 0     | 0     | 0     |
| SOYBEANS                 | (A)      | (A)  | 0      | 0      | 0      | (A)   | (A)   | 0     | 0     | 0     |
| OTHER OIL CROPS          | (A)      | (A)  | 0      | 0      | 0      | (A)   | (A)   | 0     | 0     | 0     |
| CITRUS                   | 0        | 0    | 0      | 0      | 0      | 0     | 0     | 0     | 0     | 0     |
| PECANS                   | (B)      | 0    | 0      | 0      | 0      | (B)   | 200   | 150   | 150   | 200   |
| OTHER ORCHARD + VINEYARD | 0        | 0    | 0      | 0      | 0      | 0     | 200   | 150   | 0     | 0     |
| ALFALFA                  | 19       | 17   | 120    | 100    | 0      | 0     | 350   | 260   | 672   | 675   |
| OTHER PERM. HAY-PASTURE  | 70       | 463  | 755    | 1,170  | 196    | 0     | 500   | 715   | 900   | 800   |
| SUGAR BEETS              | (A)      | (A)  | 0      | 0      | 0      | (A)   | (A)   | 0     | 0     | 0     |
| IRISH POTATOES           | 0        | 0    | 0      | 75     | 0      | 0     | 0     | 0     | 0     | 0     |
| VEGETABLES--SHALLOW ROOT | 0        | 0    | 0      | 0      | 0      | 0     | 100   | 26    | 50    | 50    |
| VEGETABLES--DEEP ROOT    | (C)      | 0    | 6      | 0      | 0      | (C)   | 100   | 47    | 50    | 50    |
| SUGAR CANE               | 0        | 0    | 0      | (A)    | 0      | 0     | 0     | 0     | (A)   | 0     |
| ALL OTHER CROPS          | 0        | 0    | 0      | 0      | 0      | 0     | 0     | 0     | 0     | 0     |
| TOTAL CROP ACRES IRRIG.  | 265      | 978  | 10,045 | 10,386 | 12,051 | 0     | 2,885 | 4,100 | 2,980 | 3,280 |

NOTES: (A) INCLUDED WITH ALL OTHER CROPS  
(B) INCLUDED WITH OTHER ORCHARD + VINEYARD

(C) INCLUDED WITH VEGETABLES--SHALLOW ROOT  
(D) INCLUDED ONLY OATS + BARLEY IN 1958 + 1964

TABLE 4.--COUNTY ACREAGES OF IRRIGATED CROPS, 1958, 1964, 1969, 1974, 1979, 1984, AND 1979--CONTINUED

ELLIS

EDWARDS

| IRRIGATED CROPS          | EDWARDS |      |      |      |      | ELLIS |      |      |      |      |
|--------------------------|---------|------|------|------|------|-------|------|------|------|------|
|                          | 1958    | 1964 | 1969 | 1974 | 1979 | 1958  | 1964 | 1969 | 1974 | 1979 |
| COTTON                   | 0       | 0    | 0    | 0    | 0    | 235   | 0    | 25   | 0    | 0    |
| GRAIN SORGHUM            | 0       | 0    | 0    | 0    | 0    | 0     | 0    | 13   | 0    | 0    |
| CORN                     | 0       | 0    | 0    | 0    | 0    | 0     | 0    | 0    | 0    | 0    |
| RICE                     | 0       | 0    | 0    | 0    | 0    | 0     | 0    | 0    | 0    | 0    |
| WHEAT                    | 0       | 0    | 0    | 0    | 0    | 0     | 0    | 0    | 0    | 0    |
| OTHER GRAIN (D)          | 240     | 235  | 0    | 0    | 0    | 0     | 0    | 0    | 0    | 0    |
| FORAGE CROPS             | 30      | 200  | 465  | 140  | 90   | 0     | 0    | 0    | 0    | 0    |
| PEANUTS                  | 0       | 0    | 0    | 0    | 0    | 0     | 0    | 0    | 0    | 0    |
| SOYBEANS                 | (A)     | (A)  | 0    | 0    | 0    | (A)   | (A)  | 0    | 0    | 0    |
| OTHER OIL CROPS          | (A)     | (A)  | 0    | 0    | 0    | (A)   | (A)  | 0    | 0    | 0    |
| CITRUS                   | 0       | 0    | 0    | 0    | 0    | 0     | 0    | 0    | 0    | 0    |
| PECANS                   | (B)     | 0    | 0    | 100  | 100  | (B)   | 0    | 0    | 0    | 0    |
| OTHER ORCHARD + VINEYARD | 0       | 0    | 0    | 0    | 0    | 0     | 0    | 0    | 0    | 0    |
| ALFALFA                  | 10      | 0    | 0    | 0    | 0    | 0     | 0    | 0    | 0    | 0    |
| OTHER PERM. HAY-PASTURE  | 10      | 75   | 45   | 135  | 135  | 35    | 0    | 20   | 0    | 0    |
| SUGAR BEETS              | (A)     | (A)  | 0    | 0    | 0    | (A)   | (A)  | 0    | 0    | 0    |
| IRISH POTATOES           | 0       | 0    | 0    | 0    | 0    | 0     | 0    | 0    | 0    | 0    |
| VEGETABLES--SHALLOW ROOT | 0       | 0    | 0    | 0    | 0    | 0     | 0    | 0    | 0    | 0    |
| VEGETABLES--DEEP ROOT    | (C)     | 0    | 0    | 0    | 0    | (C)   | 0    | 0    | 0    | 0    |
| SUGAR CANE               | 0       | 0    | 0    | (A)  | 0    | 0     | 0    | 0    | (A)  | 0    |
| ALL OTHER CROPS          | 0       | 0    | 0    | 0    | 0    | 0     | 0    | 0    | 0    | 0    |
| TOTAL CROP ACRES IRRIG.  | 290     | 510  | 510  | 375  | 325  | 270   | 0    | 58   | 0    | 0    |

NOTES: (A) INCLUDED WITH ALL OTHER CROPS (B) INCLUDED WITH OTHER ORCHARD + VINEYARD (C) INCLUDED WITH VEGETABLES--SHALLOW ROOT (D) INCLUDED ONLY OATS + BARLEY IN 1958 + 1964

TABLE 4.--COUNTY ACREAGES OF IRRIGATED CROPS, 1958, 1964, 1969, 1974, AND 1979--CONTINUED

| IRRIGATED CROPS          | EL PASO |        |        |        |        | ERATH |       |       |        |        |
|--------------------------|---------|--------|--------|--------|--------|-------|-------|-------|--------|--------|
|                          | 1958    | 1964   | 1969   | 1974   | 1979   | 1958  | 1964  | 1969  | 1974   | 1979   |
| COTTON                   | 42,104  | 49,998 | 37,874 | 33,150 | 31,250 | 47    | 62    | 0     | 0      | 0      |
| GRAIN SORGHUM            | 243     | 0      | 7,090  | 5,200  | 550    | 71    | 0     | 208   | 180    | 180    |
| CORN                     | 365     | 0      | 19     | 250    | 300    | 80    | 0     | 0     | 0      | 0      |
| RICE                     | 0       | 0      | 0      | 0      | 0      | 0     | 0     | 0     | 0      | 0      |
| WHEAT                    | 0       | 0      | 7      | 300    | 200    | 20    | 0     | 0     | 0      | 0      |
| OTHER GRAIN (D)          | 1,061   | 500    | 3,040  | 5,200  | 500    | 544   | 50    | 0     | 10     | 10     |
| FORAGE CROPS             | 2,375   | 900    | 818    | 800    | 500    | 530   | 524   | 443   | 463    | 480    |
| PEANUTS                  | 0       | 0      | 0      | 0      | 0      | 762   | 930   | 3,834 | 6,590  | 6,590  |
| SOYBEANS                 | (A)     | (A)    | 0      | 0      | 0      | (A)   | (A)   | 40    | 0      | 0      |
| OTHER OIL CROPS          | (A)     | (A)    | 0      | 0      | 0      | (A)   | (A)   | 0     | 0      | 0      |
| CITRUS                   | 0       | 0      | 0      | 0      | 0      | 0     | 0     | 0     | 0      | 0      |
| PECANS                   | (B)     | 0      | 602    | 950    | 5,600  | (B)   | 30    | 0     | 185    | 185    |
| OTHER ORCHARD + VINEYARD | 171     | 0      | 165    | 100    | 120    | 180   | 0     | 85    | 15     | 15     |
| ALFALFA                  | 5,890   | 3,500  | 8,037  | 12,692 | 9,640  | 157   | 93    | 88    | 154    | 137    |
| OTHER PERM. HAY-PASTURE  | 245     | 500    | 539    | 2,000  | 1,200  | 105   | 1,380 | 1,769 | 4,924  | 4,927  |
| SUGAR BEETS              | (A)     | (A)    | 0      | 0      | 0      | (A)   | (A)   | 0     | 0      | 0      |
| IRISH POTATOES           | 0       | 0      | 0      | 0      | 50     | 0     | 0     | 0     | 0      | 0      |
| VEGETABLES--SHALLOW ROOT | 891     | 250    | 493    | 1,260  | 1,350  | 20    | 0     | 0     | 3      | 0      |
| VEGETABLES--DEEP ROOT    | (C)     | 230    | 307    | 293    | 3,550  | (C)   | 0     | 0     | 0      | 0      |
| SUGAR CANE               | 0       | 0      | 0      | (A)    | 0      | 0     | 0     | 0     | (A)    | 0      |
| ALL OTHER CROPS          | 2,540   | 200    | 0      | 0      | 0      | 0     | 155   | 0     | 0      | 0      |
| TOTAL CROP ACRES IRRIG.  | 55,891  | 56,078 | 58,991 | 62,195 | 54,810 | 2,516 | 3,224 | 6,467 | 12,524 | 12,524 |

NOTES: (A) INCLUDED WITH ALL OTHER CROPS  
(B) INCLUDED WITH OTHER ORCHARD + VINEYARD

(C) INCLUDED WITH VEGETABLES--SHALLOW ROOT  
(D) INCLUDED ONLY OATS + BARLEY IN 1958 + 1964

TABLE 4.---COUNTY ACRES OF IRRIGATED CROPS, 1958, 1964, 1969, 1974, AND 1979---CONTINUED

| IRRIGATED CROPS          | FALLS |       |       |       |       | FANNIN |       |       |      |       |
|--------------------------|-------|-------|-------|-------|-------|--------|-------|-------|------|-------|
|                          | 1958  | 1964  | 1969  | 1974  | 1979  | 1958   | 1964  | 1969  | 1974 | 1979  |
| COTTON                   | 3,960 | 4,252 | 4,180 | 4,250 | 2,200 | 570    | 142   | 50    | 100  | 0     |
| FRAIN SORGHUM            | 465   | 845   | 810   | 1,013 | 1,150 | 0      | 40    | 0     | 100  | 0     |
| CORN                     | 0     | 0     | 350   | 200   | 100   | 75     | 176   | 0     | 0    | 0     |
| RICE                     | 0     | 0     | 0     | 0     | 0     | 0      | 0     | 0     | 0    | 0     |
| WHEAT                    | 0     | 0     | 0     | 0     | 0     | 0      | 0     | 0     | 0    | 0     |
| OTHER GRAIN (D)          | 250   | 480   | 200   | 688   | 0     | 0      | 0     | 0     | 0    | 0     |
| FORAGE CROPS             | 505   | 30    | 200   | 0     | 0     | 0      | 53    | 0     | 0    | 0     |
| PEANUTS                  | 0     | 0     | 0     | 0     | 0     | 660    | 999   | 1,035 | 635  | 408   |
| SOYBEANS                 | (A)   | (A)   | 250   | 0     | 0     | (A)    | (A)   | 0     | 50   | 2,740 |
| OTHER OIL CROPS          | (A)   | (A)   | 0     | 0     | 0     | (A)    | (A)   | 0     | 0    | 0     |
| CITRUS                   | 0     | 0     | 0     | 0     | 0     | 0      | 0     | 0     | 0    | 0     |
| PECANS                   | (B)   | 0     | 0     | 0     | 0     | (B)    | 0     | 0     | 0    | 0     |
| OTHER ORCHARD + VINEYARD | 0     | 0     | 0     | 0     | 0     | 0      | 0     | 0     | 0    | 0     |
| ALFALFA                  | 345   | 150   | 271   | 110   | 0     | 140    | 40    | 0     | 0    | 0     |
| OTHER PERM. HAY-PASTURE  | 0     | 656   | 1,345 | 1,345 | 496   | 0      | 330   | 160   | 50   | 0     |
| SUGAR BEETS              | (A)   | (A)   | 0     | 0     | 0     | (A)    | (A)   | 0     | 0    | 0     |
| IRISH POTATOES           | 0     | 0     | 0     | 0     | 0     | 0      | 0     | 0     | 0    | 0     |
| VEGETABLES--SHALLOW ROOT | 0     | 0     | 0     | 0     | 0     | 0      | 0     | 0     | 0    | 0     |
| VEGETABLES--DEEP ROOT    | (C)   | 0     | 0     | 0     | 0     | (C)    | 0     | 0     | 0    | 0     |
| SUGAR CANE               | 0     | 0     | 0     | (A)   | 0     | 0      | 0     | 0     | (A)  | 0     |
| ALL OTHER CROPS          | 0     | 0     | 0     | 0     | 0     | 0      | 0     | 0     | 0    | 0     |
| TOTAL CROP ACRES IRRIG.  | 5,525 | 6,413 | 7,606 | 7,606 | 3,946 | 1,445  | 1,780 | 1,245 | 935  | 3,148 |

NOTES: (A) INCLUDED WITH ALL OTHER CROPS (B) INCLUDED WITH OTHER ORCHARD + VINEYARD (C) INCLUDED WITH VEGETABLES--SHALLOW ROOT (D) INCLUDED ONLY OATS + BARLEY IN 1958 + 1964



TABLE 4.--COUNTY ACREAGES OF IRRIGATED CROPS, 1958, 1964, 1969, 1974, AND 1979--CONTINUED

| IRRIGATED CROPS          | FAYETTE |       |       |      |       | FISHER |       |       |       |       |
|--------------------------|---------|-------|-------|------|-------|--------|-------|-------|-------|-------|
|                          | 1958    | 1964  | 1969  | 1974 | 1979  | 1958   | 1964  | 1969  | 1974  | 1979  |
| COTTON                   | 400     | 79    | 100   | 0    | 0     | 2,350  | 1,660 | 920   | 550   | 550   |
| GRAIN SORGHUM            | 50      | 174   | 196   | 18   | 564   | 0      | 0     | 95    | 220   | 220   |
| CORN                     | 0       | 93    | 202   | 0    | 545   | 0      | 0     | 0     | 0     | 0     |
| RICE                     | 0       | 0     | 0     | 0    | 0     | 0      | 0     | 0     | 0     | 0     |
| WHEAT                    | 0       | 0     | 0     | 30   | 0     | 0      | 0     | 800   | 770   | 345   |
| OTHER GRAIN (D)          | 50      | 0     | 0     | 9    | 0     | 0      | 0     | 0     | 0     | 0     |
| FORAGE CROPS             | 0       | 379   | 263   | 63   | 0     | 0      | 400   | 495   | 595   | 445   |
| PEANUTS                  | 0       | 57    | 56    | 26   | 26    | 0      | 0     | 0     | 0     | 0     |
| SOYBEANS                 | (A)     | (A)   | 0     | 0    | 0     | (A)    | (A)   | 0     | 0     | 0     |
| OTHER OIL CROPS          | (A)     | (A)   | 0     | 0    | 0     | (A)    | (A)   | 0     | 0     | 0     |
| CITRUS                   | 0       | 0     | 0     | 0    | 0     | 0      | 0     | 0     | 0     | 0     |
| PECANS                   | (B)     | 0     | 0     | 0    | 0     | (B)    | 0     | 0     | 0     | 0     |
| OTHER ORCHARD + VINEYARD | 0       | 20    | 0     | 0    | 0     | 0      | 0     | 0     | 0     | 0     |
| ALFALFA                  | 200     | 54    | 40    | 0    | 0     | 0      | 0     | 275   | 435   | 435   |
| OTHER PERM. HAY-PASTURE  | 380     | 790   | 762   | 505  | 1,094 | 0      | 2,080 | 495   | 735   | 720   |
| SUGAR BEETS              | (A)     | (A)   | 0     | 0    | 0     | (A)    | (A)   | 0     | 0     | 0     |
| IRISH POTATOES           | 0       | 0     | 0     | 0    | 0     | 0      | 0     | 0     | 0     | 0     |
| VEGETABLES--SHALLOW ROOT | 0       | 0     | 0     | 0    | 0     | 0      | 0     | 0     | 0     | 0     |
| VEGETABLES--DEEP ROOT    | (C)     | 0     | 0     | 0    | 0     | (C)    | 0     | 0     | 0     | 0     |
| SUGAR CANE               | 0       | 0     | 0     | (A)  | 0     | 0      | 0     | 0     | (A)   | 0     |
| ALL OTHER CROPS          | 100     | 70    | 0     | 0    | 0     | 0      | 0     | 0     | 0     | 0     |
| TOTAL CROP ACRES IRRIG.  | 1,180   | 1,716 | 1,613 | 651  | 2,229 | 2,350  | 4,140 | 3,080 | 3,305 | 2,715 |

NOTES: (A) INCLUDED WITH ALL OTHER CROPS  
(B) INCLUDED WITH OTHER ORCHARD + VINEYARD

(C) INCLUDED WITH VEGETABLES--SHALLOW ROOT  
(D) INCLUDED ONLY OATS + BARLEY IN 1958 + 1964

TABLE 4.--COUNTY ACRES OF IRRIGATED CROPS, 1958, 1964, 1969, 1974, AND 1979--CONTINUED

| IRRIGATED CROPS          | FLOYD   |         |         |         |         | FOARD |       |       |       |       |
|--------------------------|---------|---------|---------|---------|---------|-------|-------|-------|-------|-------|
|                          | 1958    | 1964    | 1969    | 1974    | 1979    | 1958  | 1964  | 1969  | 1974  | 1979  |
| COTTON                   | 70,000  | 89,800  | 93,000  | 100,000 | 151,706 | 940   | 1,012 | 1,000 | 900   | 800   |
| GRAIN SORGHUM            | 102,000 | 111,900 | 150,000 | 110,000 | 43,600  | 76    | 87    | 0     | 140   | 0     |
| CORN                     | 2,000   | 1,800   | 1,000   | 5,000   | 18,330  | 0     | 0     | 0     | 0     | 0     |
| RICE                     | 0       | 0       | 0       | 0       | 0       | 0     | 0     | 0     | 0     | 0     |
| WHEAT                    | 50,000  | 51,000  | 44,750  | 50,000  | 30,000  | 355   | 408   | 100   | 900   | 800   |
| OTHER GRAIN (D)          | 15,000  | 3,700   | 0       | 0       | 100     | 0     | 0     | 0     | 0     | 0     |
| FORAGE CROPS             | 25,000  | 4,000   | 4,000   | 3,000   | 450     | 0     | 55    | 150   | 0     | 0     |
| PEANUTS                  | 0       | 47      | 0       | 120     | 50      | 0     | 0     | 0     | 0     | 0     |
| SOYBEANS                 | (A)     | (A)     | 20,000  | 30,000  | 40,000  | (A)   | (A)   | 0     | 0     | 0     |
| OTHER OIL CROPS          | (A)     | (A)     | 0       | 0       | 10,000  | (A)   | (A)   | 200   | 0     | 0     |
| CITRUS                   | 0       | 0       | 0       | 0       | 0       | 0     | 0     | 0     | 0     | 0     |
| PECANS                   | (B)     | 0       | 0       | 0       | 0       | (B)   | 0     | 0     | 0     | 0     |
| OTHER ORCHARD + VINEYARD | 0       | 0       | 0       | 0       | 0       | 0     | 0     | 0     | 0     | 0     |
| ALFALFA                  | 10,000  | 1,000   | 1,250   | 1,200   | 200     | 50    | 388   | 600   | 900   | 2,820 |
| OTHER PERM. HAY--PASTURE | 1,000   | 2,500   | 3,000   | 3,500   | 1,500   | 0     | 56    | 200   | 140   | 400   |
| SUGAR BEETS              | (A)     | (A)     | 0       | 0       | 0       | (A)   | (A)   | 0     | 0     | 0     |
| IRISH POTATOES           | 100     | 0       | 0       | 0       | 0       | 0     | 0     | 0     | 0     | 0     |
| VEGETABLES--SHALLOW ROOT | 5,000   | 5,000   | 1,000   | 1,000   | 540     | 0     | 0     | 0     | 0     | 0     |
| VEGETABLES--DEEP ROOT    | (C)     | 0       | 1,500   | 2,000   | 572     | (C)   | 20    | 50    | 0     | 0     |
| SUGAR CANE               | 0       | 0       | 0       | (A)     | 0       | 0     | 0     | 0     | (A)   | 0     |
| ALL OTHER CROPS          | 20,150  | 54,163  | 500     | 500     | 1,000   | 160   | 63    | 0     | 0     | 0     |
| TOTAL CROP ACRES IRRIG.  | 300,250 | 324,910 | 320,000 | 306,320 | 298,048 | 1,581 | 2,089 | 2,300 | 2,980 | 4,820 |

NOTES: (A) INCLUDED WITH ALL OTHER CROPS (C) INCLUDED WITH VEGETABLES--SHALLOW ROOT  
 (B) INCLUDED WITH OTHER ORCHARD + VINEYARD (D) INCLUDED ONLY OATS + BARLEY IN 1958 + 1964

TABLE 4.--COUNTY ACREAGES OF IRRIGATED CROPS, 1958, 1964, 1969, 1974, AND 1979--CONTINUED

| IRRIGATED CROPS          | FORT BEND |        |        |        |        | FRANKLIN |      |      |      |      |
|--------------------------|-----------|--------|--------|--------|--------|----------|------|------|------|------|
|                          | 1958      | 1964   | 1969   | 1974   | 1979   | 1958     | 1964 | 1969 | 1974 | 1979 |
| COTTON                   | 4,650     | 2,655  | 3,370  | 1,000  | 75     | 0        | 0    | 0    | 0    | 0    |
| GRAIN SORGHUM            | 700       | 595    | 1,615  | 1,500  | 0      | 0        | 0    | 0    | 0    | 0    |
| CORN                     | 0         | 1,350  | 965    | 1,000  | 0      | 5        | 0    | 0    | 0    | 0    |
| RICE                     | 20,042    | 19,703 | 25,790 | 23,000 | 25,482 | 0        | 0    | 0    | 0    | 250  |
| WHEAT                    | 0         | 0      | 0      | 0      | 0      | 0        | 0    | 0    | 0    | 0    |
| OTHER GRAIN (D)          | 0         | 0      | 0      | 0      | 0      | 0        | 0    | 0    | 0    | 0    |
| FORAGE CROPS             | 0         | 0      | 0      | 0      | 0      | 0        | 0    | 0    | 0    | 0    |
| PEANUTS                  | 0         | 0      | 0      | 0      | 0      | 0        | 0    | 0    | 0    | 0    |
| SOYBEANS                 | (A)       | (A)    | 0      | 0      | 200    | (A)      | (A)  | 0    | 0    | 0    |
| OTHER OIL CROPS          | (A)       | (A)    | 0      | 0      | 0      | (A)      | (A)  | 0    | 0    | 0    |
| CITRUS                   | 0         | 0      | 0      | 0      | 0      | 0        | 0    | 0    | 0    | 0    |
| PECANS                   | (B)       | 0      | 0      | 0      | 0      | (B)      | 0    | 0    | 0    | 0    |
| OTHER ORCHARD + VINEYARD | 0         | 0      | 0      | 0      | 0      | 0        | 0    | 0    | 0    | 0    |
| ALFALFA                  | 700       | 1,200  | 1,000  | 250    | 0      | 0        | 0    | 0    | 0    | 0    |
| OTHER PERM. HAY-PASTURE  | 1,050     | 1,010  | 600    | 200    | 0      | 15       | 0    | 35   | 0    | 0    |
| SUGAR BEETS              | (A)       | (A)    | 0      | 0      | 0      | (A)      | (A)  | 0    | 0    | 0    |
| IRISH POTATOES           | 0         | 100    | 0      | 0      | 0      | 0        | 0    | 0    | 0    | 0    |
| VEGETABLES--SHALLOW ROOT | 440       | 60     | 100    | 100    | 0      | 0        | 0    | 0    | 0    | 0    |
| VEGETABLES--DEEP ROOT    | (C)       | 40     | 100    | 100    | 0      | (C)      | 0    | 0    | 0    | 0    |
| SUGAR CANE               | 0         | 0      | 0      | (A)    | 0      | 0        | 0    | 0    | (A)  | 0    |
| ALL OTHER CROPS          | 0         | 0      | 0      | 0      | 870    | 0        | 0    | 0    | 0    | 0    |
| TOTAL CROP ACRES IRRIG.  | 27,582    | 26,713 | 33,540 | 27,150 | 26,627 | 40       | 0    | 35   | 0    | 250  |

NOTES: (A) INCLUDED WITH ALL OTHER CROPS  
(B) INCLUDED WITH OTHER ORCHARD + VINEYARD

(C) INCLUDED WITH VEGETABLES--SHALLOW ROOT  
(D) INCLUDED ONLY OATS + BARLEY IN 1958 + 1964